



Round 3

2024 SUZUKA CLUBMAN RACE



Organized by **ARC-SMSC**

Minutes Endurance Challenge

MEC120 決勝

2024 / 6 / 16 :

SUZUKA CIRCUIT
Full Course 4-Wheels(5,807m)

個別ラップ表

Weather :Fine

Track :Dry

No	1	Best Time	2'18.494	150.947 km/h
Name	関/河村	Total Time	2:02'50.459	40 Laps
Team	グラック&KTS	Average Lap Time	3'05.172	
Type	v.Granz	Today's Rank	16 / 22	
		Today's Top Time	2'15.280	154.533 km/h

No	1 (Driver1)	Best Time	km/h
Name	関 正俊	Total Time	Laps
Team	グラック&KTS	Average Lap Time	
Type	v.Granz	Today's Rank	
		Today's Top Time	km/h

No	1 (Driver2)	Best Time	km/h
Name	河村 直樹	Total Time	Laps
Team	グラック&KTS	Average Lap Time	
Type	v.Granz	Today's Rank	
		Today's Top Time	km/h

Lap	Passing Time	Lap Time	Sec1	Sec2	Sec3	Sec4	km/h	Driver No
			45.405	24.597	52.109	26.610	205.714	0
1.	2'28.721							
2.	4'49.880	2'21.159 (16)	39.091	24.746	51.336	25.986	208.152	0
3.	7'09.731	2'19.851 (9)	38.905	23.797	50.923	26.226	210.647	0
4.	9'29.580	2'19.849 (8)	38.609	23.680	51.309	26.251	204.279	0
5.	11'48.601	2'19.021 (4)	38.506	23.385	50.817	26.313	208.646	0
6.	14'08.218	2'19.617 (7)	39.115	23.739	50.584	26.179	213.723	0
7.	16'32.884	2'24.666 (19)	38.747	23.773	50.982	31.164	197.393	0
8.	19'08.209	2'35.325 (23)	44.070	25.405	54.693	31.157	167.314	0
9.	23'09.510	4'01.301 (30)	45.196	27.255	1'46.694	1'02.156	47.200	0
10.	27'21.238	4'11.728 (32)	1'31.985	43.642	1'15.823	40.278	175.329	0
11.	30'23.943	3'02.705 (26)	39.898	28.337	1'00.092	54.378	178.537	0
12.	34'20.197	3'56.254 (29)	41.384	26.096	1'47.427	1'01.347	84.624	0
13.	38'49.087	4'28.890 (36)	1'32.022	52.294	1'33.692	30.882	195.200	0
14.	41'09.831	2'20.744 (15)	39.751	23.911	51.178	25.904	203.333	0
15.	43'28.848	2'19.017 (3)	38.487	23.454	51.017	26.059	202.396	0
16.	45'48.819	2'19.971 (10)	38.834	23.840	51.255	26.042	202.396	0
17.	48'08.194	2'19.375 (6)	38.772	23.361	51.184	26.058	203.333	0
18.	50'40.082	2'31.888 (21)	39.077	24.484	53.163	35.164	200.548	0
19.	56'33.656	5'53.574 (39)	3'55.620	26.491	1'02.888	28.575	183.766	0
20.	1:00'13.396	3'39.740 (28)	46.158	27.060	1'30.226	56.296	83.498	0
21.	1:04'35.482	4'22.086 (34)	1'24.915	50.794	1'33.269	33.108	168.599	0
22.	1:06'58.656	2'23.174 (18)	39.409	24.847	52.131	26.787	212.688	0
23.	1:09'18.896	2'20.240 (12)	38.395	23.807	51.596	26.442	210.647	0



2024 SUZUKA CLUBMAN RACE




Organized by **ARC-SMSC**

Minutes Endurance Challenge

MEC120 決勝

2024 / 6 / 16 :

 **SUZUKA CIRCUIT**
Full Course 4-Wheels(5,807m)

個別ラップ表

Weather :Fine
Track :Dry

Lap	Passing Time	Lap Time	Sec1	Sec2	Sec3	Sec4	km/h	Driver No
24.	1:11'39.468	2'20.572 (13)	39.495	23.458	52.194	25.425	203.333	0
25.	1:13'58.806	2'19.338 (5)	38.546	23.695	51.653	25.444	207.170	0
26.	1:16'17.451	2'18.645 (2)	38.748	23.387	51.137	25.373	205.714	0
27.	1:18'51.441	2'33.990 (22)	38.587	23.278	53.706	38.419	167.634	0
28.	1:23'06.481	4'15.040 (33)	56.603	33.565	1'46.510	58.362	64.922	0
29.	1:28'19.848	5'13.367 (37)	1'26.115	50.438	1'59.545	57.269	70.498	0
30.	1:32'25.882	4'06.034 (31)	1'20.693	46.020	1'29.864	29.457	198.733	0
31.	1:35'04.654	2'38.772 (24)	44.194	26.427	1'02.228	25.923	204.279	0
32.	1:38'11.458	3'06.804 (27)	38.968	24.611	1'06.629	56.596	71.765	0
33.	1:42'38.572	4'27.114 (35)	1'22.633	44.805	1'38.719	40.957	86.542	0
34.	1:44'58.616	2'20.044 (11)	38.720	23.881	51.920	25.523	204.755	0
35.	1:47'17.110	B 2'18.494 (1)	38.563	23.480	51.086	25.365	209.143	0
36.	1:49'41.809	2'24.699 (20)	38.551	23.381	51.843	30.924	209.143	0
37.	1:52'28.649	2'46.840 (25)	1'00.058	24.387	51.374	31.021	202.864	0
38.	1:58'07.064	5'38.415 (38)	3'55.964	24.438	51.933	26.080	203.333	0
39.	2:00'27.789	2'20.725 (14)	38.670	23.949	51.192	26.914	205.714	0
40.	2:02'50.459	2'22.670 (17)	39.866	24.809	51.785	26.210	202.396	0



Round 3

2024 SUZUKA CLUBMAN RACE



Organized by **ARC-SMSC**

Minutes Endurance Challenge

MEC120 決勝

2024 / 6 / 16 :

SUZUKA CIRCUIT
Full Course 4-Wheels(5,807m)

個別ラップ表

Weather :Fine

Track :Dry

No	6	Best Time	2'17.603	151.924 km/h
Name	大崎/岡部	Total Time	2:02'51.406	40 Laps
Team	岡部システムHFRP	Average Lap Time	3'05.254	
Type	v.Granz	Today's Rank	13 / 22	
		Today's Top Time	2'15.280	154.533 km/h

No	6 (Driver1)	Best Time		km/h
Name	大崎 達也	Total Time		Laps
Team	岡部システムHFRP	Average Lap Time		
Type	v.Granz	Today's Rank		
		Today's Top Time		km/h

No	6 (Driver2)	Best Time		km/h
Name	岡部 隆志	Total Time		Laps
Team	岡部システムHFRP	Average Lap Time		
Type	v.Granz	Today's Rank		
		Today's Top Time		km/h

Lap	Passing Time	Lap Time	Sec1	Sec2	Sec3	Sec4	km/h	Driver No	
			43.137	24.559	51.361	27.419	216.355	0	
1.	2'26.476							0	
2.	4'48.839	2'22.363 (13)	40.001	25.024	50.856	26.482	211.154	0	
3.	7'07.282	2'18.443 (3)	38.285	23.283	50.634	26.241	205.234	0	
4.	9'26.645	2'19.363 (8)	38.734	23.639	50.581	26.409	213.723	0	
5.	11'46.874	2'20.229 (10)	39.233	23.792	51.183	26.021	203.805	0	
6.	14'07.072	2'20.198 (9)	38.720	24.032	51.269	26.177	201.007	0	
7.	16'27.333	2'20.261 (11)	38.262	23.203	51.027	27.769	201.007	0	
8.	19'05.432	2'38.099 (24)	42.138	26.848	58.397	30.716	160.000	0	
9.	23'05.326	3'59.894 (30)	43.980	27.462	1'47.297	1'01.155	48.211	0	
10.	27'18.504	4'13.178 (32)	1'32.319	43.970	1'18.060	38.829	186.894	0	
11.	30'04.353	2'45.849 (27)	40.174	26.880	1'00.769	38.026	170.895	0	
12.	34'14.622	4'10.269 (31)	50.159	31.429	1'47.852	1'00.829	73.445	0	
13.	38'46.974	4'32.352 (36)	1'34.340	51.356	1'34.012	32.644	157.138	0	
14.	41'06.328	2'19.354 (7)	39.575	23.498	50.865	25.416	203.805	0	
15.	43'25.521	2'19.193 (6)	38.206	23.513	51.496	25.978	203.805	0	
16.	45'44.132	2'18.611 (4)	38.496	23.602	50.870	25.643	201.931	0	
17.	48'01.735	B 2'17.603 (1)	38.210	23.085	50.772	25.536	203.333	0	
18.	50'26.026	Pit	2'24.291 (14)	38.675	23.279	51.203	31.134	201.931	0
19.	57'10.479	6'44.453 (39)	4'49.633	27.155	58.802	28.863	191.790	0	
20.	1:00'20.036	3'09.557 (28)	42.811	25.918	1'06.857	53.971	128.609	0	
21.	1:04'39.084	4'19.048 (33)	1'27.067	49.563	1'31.595	30.823	158.270	0	
22.	1:07'06.855	2'27.771 (19)	41.650	24.620	54.882	26.619	204.755	0	
23.	1:09'32.820	2'25.965 (18)	40.237	25.606	53.415	26.707	201.931	0	



Round 3

2024 SUZUKA CLUBMAN RACE

Organized by **ARC-SMSC**



Minutes Endurance Challenge

MEC120 決勝

2024 / 6 / 16 :

 **SUZUKA CIRCUIT**
Full Course 4-Wheels(5,807m)

個別ラップ表

Weather :Fine
Track :Dry

Lap	Passing Time	Lap Time	Sec1	Sec2	Sec3	Sec4	km/h	Driver No
24.	1:12'01.561	2'28.741 (20)	41.496	26.828	53.474	26.943	201.468	0
25.	1:14'26.549	2'24.988 (15)	40.730	24.545	52.851	26.862	204.755	0
26.	1:16'51.691	2'25.142 (16)	40.325	24.834	53.074	26.909	203.333	0
27.	1:19'29.581	2'37.890 (23)	40.255	24.988	1'01.061	31.586	144.712	0
28.	1:23'25.642	3'56.061 (29)	46.481	28.395	1'44.440	56.745	68.093	0
29.	1:28'42.370	5'16.728 (37)	1'24.470	52.006	2'01.131	59.121	47.353	0
30.	1:33'10.395	4'28.025 (35)	1'15.163	48.776	1'45.100	38.986	66.849	0
31.	1:35'50.442	2'40.047 (25)	44.567	27.069	1'00.114	28.297	182.620	0
32.	1:38'31.752	2'41.310 (26)	42.781	26.773	57.440	34.316	167.634	0
33.	1:42'52.229	4'20.477 (34)	1'18.769	46.997	1'38.464	36.247	84.057	0
34.	1:45'21.301	2'29.072 (21)	41.360	25.837	54.580	27.295	207.660	0
35.	1:47'46.568	2'25.267 (17)	41.136	24.630	52.976	26.525	203.333	0
36.	1:50'20.868	2'34.300 (22)	41.358	25.412	53.298	34.232	204.279	0
37.	1:55'53.623	5'32.755 (38)	3'51.099	23.288	52.014	26.354	204.755	0
38.	1:58'12.388	2'18.765 (5)	38.297	23.021	52.016	25.431	204.755	0
39.	2:00'30.739	2'18.351 (2)	38.094	23.591	51.202	25.464	205.714	0
40.	2:02'51.406	2'20.667 (12)	38.466	24.048	52.634	25.519	204.755	0



Round 3

2024 SUZUKA CLUBMAN RACE



Organized by **ARC-SMSC**

Minutes Endurance Challenge

MEC120 決勝

2024 / 6 / 16 :



SUZUKA CIRCUIT

個別ラップ表

Weather :Fine

Track :Dry

Full Course 4-Wheels(5,807m)

No	7	Best Time	2'17.459	152.083 km/h
Name	大野/奥村/徳升	Total Time	2:03'12.247	39 Laps
Team	Risingwest v.Granz	Average Lap Time	3'10.658	
Type	v.Granz	Today's Rank	12 / 22	
		Today's Top Time	2'15.280	154.533 km/h

No	7 (Driver1)	Best Time		km/h
Name	大野 尊久	Total Time		Laps
Team	Risingwest v.Granz	Average Lap Time		
Type	v.Granz	Today's Rank		
		Today's Top Time		km/h

No	7 (Driver2)	Best Time		km/h
Name	奥村 浩一	Total Time		Laps
Team	Risingwest v.Granz	Average Lap Time		
Type	v.Granz	Today's Rank		
		Today's Top Time		km/h

No	7 (Driver3)	Best Time		km/h
Name	徳升 広平	Total Time		Laps
Team	Risingwest v.Granz	Average Lap Time		
Type	v.Granz	Today's Rank		
		Today's Top Time		km/h

Lap	Passing Time	Lap Time	Sec1	Sec2	Sec3	Sec4	km/h	Driver No
			44.003	24.550	51.764	26.913	206.197	0
1.	2'27.230							
		2'22.091 (15)	40.025	24.468	51.578	26.020	206.197	0
2.	4'49.321							
		2'20.876 (12)	39.200	23.660	52.038	25.978	206.197	0
3.	7'10.197							
		2'20.228 (8)	38.603	23.574	51.526	26.525	206.197	0
4.	9'30.425							
		2'19.419 (5)	38.501	23.407	51.395	26.116	204.279	0
5.	11'49.844							
		2'20.411 (9)	38.784	23.493	52.044	26.090	203.333	0
6.	14'10.255							
		2'23.592 (17)	38.940	23.427	51.495	29.730	202.864	0
7.	16'33.847							
		2'35.116 (24)	45.295	25.735	54.554	29.532	194.767	0
8.	19'08.963							
		4'02.469 (29)	46.014	26.775	1'47.791	1'01.889	47.124	0
9.	23'11.432							
		4'11.422 (30)	1'31.859	44.851	1'15.989	38.723	191.373	0
10.	27'22.854							
		3'08.017 (25)	39.672	30.220	1'01.134	56.991	176.740	0
11.	30'30.871							
		3'54.520 (27)	46.692	26.782	1'38.682	1'02.364	75.724	0
12.	34'25.391							
		4'27.941 (32)	1'30.162	52.025	1'34.620	31.134	162.667	0
13.	38'53.332							
		2'22.707 (16)	40.344	24.228	52.321	25.814	197.393	0
14.	41'16.039							
		2'20.020 (7)	38.848	23.427	51.723	26.022	197.838	0
15.	43'36.059							
		2'21.603 (13)	39.290	23.443	52.066	26.804	199.636	0
16.	45'57.662							
		2'20.862 (11)	39.324	23.712	51.861	25.965	201.007	0
17.	48'18.524							
		2'20.519 (10)	39.107	23.441	51.788	26.183	201.931	0
18.	50'39.043							
		2'19.900 (6)	39.394	23.238	51.570	25.698	203.333	0
19.	52'58.943							
		2'33.707 (23)	39.332	23.636	57.141	33.598	159.419	0
20.	55'32.650							



Round 3

2024 SUZUKA CLUBMAN RACE

Organized by **ARC-SMSC**



Minutes Endurance Challenge

MEC120 決勝

2024 / 6 / 16 :



SUZUKA CIRCUIT

Full Course 4-Wheels(5,807m)

個別ラップ表

Weather :Fine

Track :Dry

Lap	Passing Time	Lap Time	Sec1	Sec2	Sec3	Sec4	km/h	Driver No
21.	59'46.790	4'14.140 (31)	45.807	41.579	1'51.040	55.714	58.443	0
22.	1:04'23.881	Pit	1'26.810	48.867	1'40.048	41.366	114.078	0
23.	1:11'29.692	7'05.811 (38)	5'24.850	23.738	51.673	25.550	198.284	0
24.	1:13'47.170	2'17.478 (2)	38.213	22.909	51.049	25.307	202.396	0
25.	1:16'04.629	B 2'17.459 (1)	38.130	22.935	51.124	25.270	202.864	0
26.	1:18'22.434	2'17.805 (3)	38.280	22.929	51.188	25.408	202.396	0
27.	1:23'02.504	4'40.070 (35)	55.712	49.799	1'56.023	58.536	69.770	0
28.	1:28'16.033	5'13.529 (36)	1'27.099	50.074	1'59.741	56.615	72.957	0
29.	1:32'16.222	4'00.189 (28)	1'21.967	45.974	1'26.026	26.222	196.510	0
30.	1:34'49.462	2'33.240 (22)	38.826	27.761	1'00.192	26.461	199.184	0
31.	1:38'08.829	3'19.367 (26)	38.615	23.683	1'20.423	56.646	73.322	0
32.	1:42'37.686	4'28.857 (33)	1'22.521	45.502	1'37.841	42.993	73.939	0
33.	1:44'55.999	2'18.313 (4)	38.543	23.387	51.006	25.377	212.174	0
34.	1:47'17.883	Pit	38.106	23.034	51.415	29.329	201.931	0
35.	1:53'19.872	6'01.989 (37)	4'16.254	24.930	53.461	27.344	198.733	0
36.	1:55'47.162	2'27.290 (19)	40.322	24.682	53.905	28.381	198.284	0
37.	1:58'14.627	2'27.465 (20)	40.382	24.872	54.843	27.368	202.396	0
38.	2:00'41.050	2'26.423 (18)	40.587	25.151	53.122	27.563	200.548	0
39.	2:03'12.247	2'31.197 (21)	41.263	25.855	55.605	28.474	200.091	0



Round 3

2024 SUZUKA CLUBMAN RACE



Organized by **ARC-SMSC**

Minutes Endurance Challenge

MEC120 決勝

2024 / 6 / 16 :

SUZUKA CIRCUIT
Full Course 4-Wheels(5,807m)

個別ラップ表

Weather :Fine
Track :Dry

No	10	Best Time	2'16.641	152.994 km/h
Name	植田/阪口/藤原	Total Time	56'18.724	19 Laps
Team	ルーニーアキラント*v.Granz	Average Lap Time	2'59.652	
Type	v.Granz	Today's Rank	7 / 22	
		Today's Top Time	2'15.280	154.533 km/h
No	10 (Driver1)	Best Time		km/h
Name	植田 正幸	Total Time		Laps
Team	ルーニーアキラント*v.Granz	Average Lap Time		
Type	v.Granz	Today's Rank		
		Today's Top Time		km/h
No	10 (Driver2)	Best Time		km/h
Name	阪口 晃平	Total Time		Laps
Team	ルーニーアキラント*v.Granz	Average Lap Time		
Type	v.Granz	Today's Rank		
		Today's Top Time		km/h
No	10 (Driver3)	Best Time		km/h
Name	藤原 優汰	Total Time		Laps
Team	ルーニーアキラント*v.Granz	Average Lap Time		
Type	v.Granz	Today's Rank		
		Today's Top Time		km/h

Lap	Passing Time	Lap Time	Sec1	Sec2	Sec3	Sec4	km/h	Driver No
			42.262	24.163	51.415	27.147	209.143	0
1.	2'24.987							
		2'19.724 (5)	38.708	23.456	51.278	26.282	204.755	0
2.	4'44.711							
		2'21.840 (9)	39.658	23.863	51.424	26.895	199.636	0
3.	7'06.551							
		2'19.858 (7)	38.754	23.351	51.217	26.536	205.714	0
4.	9'26.409							
		2'19.765 (6)	38.782	23.479	51.286	26.218	207.660	0
5.	11'46.174							
		2'20.871 (8)	39.302	23.903	51.486	26.180	205.714	0
6.	14'07.045							
		2'24.503 (10)	39.257	23.737	51.164	30.345	208.646	0
7.	16'31.548							
		2'35.374 (11)	42.437	24.787	56.788	31.362	160.000	0
8.	19'06.922							
		4'00.733 (14)	44.906	26.799	1'47.211	1'01.817	48.290	0
9.	23'07.655							
		4'11.900 (16)	1'31.913	44.017	1'16.502	39.468	183.000	0
10.	27'19.555							
		2'46.161 (13)	39.714	27.161	1'00.754	38.532	169.249	0
11.	30'05.716							
		4'10.349 (15)	49.709	31.632	1'47.925	1'01.083	73.078	0
12.	34'16.065							
		4'35.971 (17)	1'34.117	51.598	1'33.498	36.758	163.881	0
13.	38'52.036	Pit						
		5'40.129 (18)	4'00.568	23.079	51.177	25.305	206.197	0
14.	44'32.165							
		2'19.279 (4)	39.329	23.529	51.083	25.338	201.931	0
15.	46'51.444							
		B 2'16.641 (1)	38.145	22.781	50.363	25.352	209.143	0
16.	49'08.085							
		2'17.224 (2)	38.200	23.157	50.598	25.269	208.152	0
17.	51'25.309							
		2'17.750 (3)	38.786	23.061	50.684	25.219	207.660	0
18.	53'43.059							
		2'35.665 (12)	38.448	24.200	1'00.506	32.511	161.768	0
19.	56'18.724							



2024 SUZUKA CLUBMAN RACE



Organized by **ARC-SMSC**

Minutes Endurance Challenge

MEC120 決勝

2024 / 6 / 16 :

SUZUKA CIRCUIT
Full Course 4-Wheels(5,807m)

個別ラップ表

Weather :Fine
Track :Dry

No	12	Best Time	2'16.748	152.874 km/h
Name	塩津/杉本/三島	Total Time	2:03'11.041	40 Laps
Team	KF MOTORSPORT v.Granz	Average Lap Time	3'05.871	
Type	v.Granz	Today's Rank	8 / 22	
		Today's Top Time	2'15.280	154.533 km/h
No	12 (Driver1)	Best Time		km/h
Name	塩津 佑介	Total Time		Laps
Team	KF MOTORSPORT v.Granz	Average Lap Time		
Type	v.Granz	Today's Rank		
		Today's Top Time		km/h
No	12 (Driver2)	Best Time		km/h
Name	杉本 雄作	Total Time		Laps
Team	KF MOTORSPORT v.Granz	Average Lap Time		
Type	v.Granz	Today's Rank		
		Today's Top Time		km/h
No	12 (Driver3)	Best Time		km/h
Name	三島 優輝	Total Time		Laps
Team	KF MOTORSPORT v.Granz	Average Lap Time		
Type	v.Granz	Today's Rank		
		Today's Top Time		km/h

Lap	Passing Time	Lap Time	Sec1	Sec2	Sec3	Sec4	km/h	Driver No
1.	2'22.059		41.081	24.077	51.355	25.546	197.838	0
2.	4'38.807	B 2'16.748 (1)	38.103	22.847	50.692	25.106	199.636	0
3.	6'55.589	2'16.782 (2)	38.184	22.900	50.576	25.122	200.091	0
4.	9'12.378	2'16.789 (3)	38.146	22.915	50.676	25.052	201.007	0
5.	11'30.024	2'17.646 (10)	38.219	22.837	50.810	25.780	201.931	0
6.	13'47.191	2'17.167 (5)	38.427	22.965	50.459	25.316	208.152	0
7.	16'05.234	2'18.043 (11)	39.286	23.037	50.602	25.118	203.333	0
8.	18'42.051	2'36.817 (23)	41.141	26.272	1'00.325	29.079	172.235	0
9.	22'55.724	4'13.673 (30)	44.294	37.118	1'50.427	1'01.834	57.866	0
10.	27'13.349	4'17.625 (31)	1'33.241	44.985	1'16.648	42.751	131.300	0
11.	29'56.680	2'43.331 (26)	40.180	27.471	59.942	35.738	177.455	0
12.	34'09.140	4'12.460 (29)	52.707	31.174	1'46.451	1'02.128	65.455	0
13.	38'41.972	4'32.832 (34)	1'33.485	52.848	1'34.068	32.431	120.000	0
14.	40'59.506	2'17.534 (9)	38.480	22.958	50.557	25.539	207.170	0
15.	43'16.679	2'17.173 (6)	38.310	23.108	50.553	25.202	205.234	0
16.	45'34.151	2'17.472 (8)	38.337	23.086	50.350	25.699	207.170	0
17.	47'51.601	2'17.450 (7)	38.754	22.898	50.651	25.147	204.279	0
18.	50'08.733	2'17.132 (4)	38.281	22.971	50.550	25.330	205.234	0
19.	52'27.212	2'18.479 (13)	38.930	23.086	50.735	25.728	204.755	0
20.	54'48.463	2'21.251 (19)	38.680	23.589	50.876	28.106	204.755	0



2024 SUZUKA CLUBMAN RACE



Organized by **ARC-SMSC**

Minutes Endurance Challenge

MEC120 決勝

2024 / 6 / 16 :

 **SUZUKA CIRCUIT**
Full Course 4-Wheels(5,807m)

個別ラップ表

Weather :Fine
Track :Dry

Lap	Passing Time	Lap Time	Sec1	Sec2	Sec3	Sec4	km/h	Driver No
21.	59'32.403	4'43.940 (35)	1'06.192	50.039	1'51.033	56.676	71.648	0
22.	1:04'16.815	4'44.412 (36)	1'27.265	49.363	1'42.954	44.830	100.389	0
23.	1:10'15.072	5'58.257 (39)	4'16.234	23.954	51.931	26.138	199.636	0
24.	1:12'34.584	2'19.512 (15)	38.492	23.761	51.096	26.163	203.333	0
25.	1:14'52.921	2'18.337 (12)	38.413	22.998	50.903	26.023	207.660	0
26.	1:17'13.004	2'20.083 (16)	39.668	23.215	51.106	26.094	207.170	0
27.	1:19'42.417	2'29.413 (22)	38.531	24.313	57.239	29.330	199.184	0
28.	1:23'30.388	3'47.971 (28)	43.090	27.008	1'43.751	54.122	65.552	0
29.	1:28'46.593	5'16.205 (37)	1'23.347	52.110	2'01.230	59.518	39.568	0
30.	1:33'14.211	4'27.618 (33)	1'14.115	49.574	1'43.797	40.132	62.564	0
31.	1:35'53.998	2'39.787 (24)	43.347	27.150	1'00.071	29.219	175.680	0
32.	1:38'35.807	2'41.809 (25)	43.444	25.655	58.611	34.099	170.563	0
33.	1:42'54.452	4'18.645 (32)	1'17.342	48.112	1'37.870	35.321	105.959	0
34.	1:45'14.937	2'20.485 (17)	39.201	24.565	51.532	25.187	207.170	0
35.	1:47'36.145	2'21.208 (18)	38.694	24.909	52.154	25.451	204.755	0
36.	1:49'54.663	2'18.518 (14)	38.465	23.320	51.310	25.423	212.688	0
37.	1:52'18.466	2'23.803 (20)	38.527	23.225	51.061	30.990	204.279	0
38.	1:57'59.335	5'40.869 (38)	3'56.443	25.408	52.385	26.633	206.197	0
39.	2:00'26.345	2'27.010 (21)	41.022	25.579	52.889	27.520	205.234	0
40.	2:03'11.041	2'44.696 (27)	41.075	24.738	1'11.338	27.545	200.091	0



Round 3

2024 SUZUKA CLUBMAN RACE



Organized by **ARC-SMSC**

Minutes Endurance Challenge

MEC120 決勝

2024 / 6 / 16 :



SUZUKA CIRCUIT

個別ラップ表

Weather :Fine

Full Course 4-Wheels(5,807m)

Track :Dry

No	15	Best Time	2'18.998	150.399 km/h
Name	吉村/寺西	Total Time	2:02'51.893	38 Laps
Team	NEXSEED V.Granz	Average Lap Time	3'15.204	
Type	v.Granz	Today's Rank	17 / 22	
		Today's Top Time	2'15.280	154.533 km/h

No	15 (Driver1)	Best Time		km/h
Name	吉村 一悟	Total Time		Laps
Team	NEXSEED V.Granz	Average Lap Time		
Type	v.Granz	Today's Rank		
		Today's Top Time		km/h

No	15 (Driver2)	Best Time		km/h
Name	寺西 玲央	Total Time		Laps
Team	NEXSEED V.Granz	Average Lap Time		
Type	v.Granz	Today's Rank		
		Today's Top Time		km/h

Lap	Passing Time	Lap Time	Sec1	Sec2	Sec3	Sec4	km/h	Driver No
			45.024	24.541	52.533	27.218	203.805	0
1.	2'29.316							
2.	4'51.104	2'21.788 (12)	38.820	24.987	51.662	26.319	208.152	0
3.	7'11.193	2'20.089 (3)	38.601	23.743	51.102	26.643	212.174	0
4.	9'31.102	2'19.909 (2)	38.942	23.542	51.210	26.215	210.144	0
5.	11'51.236	2'20.134 (5)	39.016	23.932	51.266	25.920	207.660	0
6.	14'11.762	2'20.526 (7)	39.035	23.551	51.624	26.316	204.279	0
7.	16'35.089	2'23.327 (16)	39.374	23.754	51.603	28.596	201.931	0
8.	19'09.229	2'34.140 (22)	44.831	26.029	53.796	29.484	201.468	0
9.	23'11.900	4'02.671 (28)	46.161	26.764	1'47.988	1'01.758	44.052	0
10.	27'22.957	4'11.057 (29)	1'32.139	44.496	1'15.795	38.627	189.310	0
11.	30'31.734	3'08.777 (25)	39.856	30.701	1'01.000	57.220	164.494	0
12.	34'25.972	3'54.238 (27)	46.389	26.796	1'38.991	1'02.062	72.775	0
13.	38'53.455	4'27.483 (32)	1'30.493	51.743	1'34.366	30.881	175.329	0
14.	41'16.617	2'23.162 (14)	40.401	24.898	52.256	25.607	202.864	0
15.	43'43.437	2'26.820 (18)	38.824	24.040	51.631	32.325	201.931	0
16.	49'30.761	Pit						
17.	51'49.759	5'47.324 (35)	4'05.495	23.776	51.837	26.216	200.548	0
18.	54'10.023	B 2'18.998 (1)	38.882	23.046	51.171	25.899	201.468	0
19.	56'40.337	2'20.264 (6)	38.522	23.736	51.492	26.514	201.931	0
20.	1:00'17.151	2'30.314 (20)	39.984	27.326	54.370	28.634	187.292	0
21.	1:04'36.980	3'36.814 (26)	42.468	27.980	1'29.480	56.886	84.624	0
22.	1:07'00.239	4'19.829 (30)	1'25.951	50.667	1'32.757	30.454	170.233	0
23.	1:09'20.348	2'23.259 (15)	38.919	24.292	51.759	28.289	208.646	0
		2'20.109 (4)	38.226	23.270	51.779	26.834	206.682	0



Round 3

2024 SUZUKA CLUBMAN RACE

Organized by **ARC-SMSC**



Minutes Endurance Challenge

MEC120 決勝

2024 / 6 / 16 :

 **SUZUKA CIRCUIT**
Full Course 4-Wheels(5,807m)

個別ラップ表

Weather :Fine
Track :Dry

Lap	Passing Time	Lap Time	Sec1	Sec2	Sec3	Sec4	km/h	Driver No
24.	1:11'43.105	2'22.757 (13)	38.962	25.788	51.851	26.156	209.143	0
25.	1:14'25.024	Pit	40.021	23.354	58.757	39.787	132.689	0
26.	1:23'18.734	8'53.710 (37)	5'35.932	29.798	1'49.976	58.004	57.262	0
27.	1:28'34.428	5'15.694 (34)	1'25.704	51.728	2'00.950	57.312	56.489	0
28.	1:33'04.893	4'30.465 (33)	1'18.217	47.215	1'44.758	40.275	77.735	0
29.	1:35'35.441	2'30.548 (21)	40.969	25.582	56.180	27.817	189.719	0
30.	1:38'25.900	2'50.459 (24)	41.901	25.622	57.277	45.659	185.316	0
31.	1:42'48.063	4'22.163 (31)	1'19.355	46.393	1'37.202	39.213	90.277	0
32.	1:45'14.901	Pit	39.734	23.430	52.348	31.326	201.007	0
33.	1:51'04.223	5'49.322 (36)	4'06.496	24.338	52.193	26.295	203.333	0
34.	1:53'24.818	2'20.595 (8)	38.864	23.540	51.897	26.294	204.279	0
35.	1:55'46.004	2'21.186 (10)	39.068	23.836	52.096	26.186	208.646	0
36.	1:58'07.447	2'21.443 (11)	38.880	24.333	52.339	25.891	207.660	0
37.	2:00'28.232	2'20.785 (9)	38.980	24.061	51.717	26.027	205.714	0
38.	2:02'51.893	2'23.661 (17)	39.527	25.218	53.042	25.874	201.007	0



Round 3

2024 SUZUKA CLUBMAN RACE



Organized by **ARC-SMSC**

Minutes Endurance Challenge

MEC120 決勝

2024 / 6 / 16 :

SUZUKA CIRCUIT

個別ラップ表

Weather :Fine

Full Course 4-Wheels(5,807m)

Track :Dry

No	17	Best Time	2'19.311	150.061 km/h
Name	鈴木/木村/末廣	Total Time	2:03'29.953	40 Laps
Team	BRP NUTEC制動屋 v.Granz	Average Lap Time	3'06.083	
Type	v.Granz	Today's Rank	19 / 22	
		Today's Top Time	2'15.280	154.533 km/h

No	17 (Driver1)	Best Time		km/h
Name	鈴木 建自	Total Time		Laps
Team	BRP NUTEC制動屋 v.Granz	Average Lap Time		
Type	v.Granz	Today's Rank		
		Today's Top Time		km/h

No	17 (Driver2)	Best Time		km/h
Name	木村 建登	Total Time		Laps
Team	BRP NUTEC制動屋 v.Granz	Average Lap Time		
Type	v.Granz	Today's Rank		
		Today's Top Time		km/h

No	17 (Driver3)	Best Time		km/h
Name	末廣 武士	Total Time		Laps
Team	BRP NUTEC制動屋 v.Granz	Average Lap Time		
Type	v.Granz	Today's Rank		
		Today's Top Time		km/h

Lap	Passing Time	Lap Time	Sec1	Sec2	Sec3	Sec4	km/h	Driver No
			47.415	25.772	52.406	27.098	204.755	0
1.	2'32.691							
2.	4'56.334	2'23.643 (14)	39.696	24.141	52.548	27.258	196.510	0
3.	7'18.865	2'22.531 (9)	40.024	24.120	51.884	26.503	204.755	0
4.	9'40.127	2'21.262 (6)	39.305	23.871	51.744	26.342	204.279	0
5.	12'01.007	2'20.880 (4)	39.235	23.678	51.459	26.508	199.184	0
6.	14'21.962	2'20.955 (5)	39.048	23.550	51.907	26.450	205.234	0
7.	16'45.928	2'23.966 (16)	39.407	23.706	52.395	28.458	201.007	0
8.	19'17.092	2'31.164 (22)	42.414	26.738	54.127	27.885	204.279	0
9.	23'18.353	4'01.261 (31)	42.289	27.013	1'50.449	1'01.510	52.069	0
10.	27'29.754	4'11.401 (32)	1'30.742	44.255	1'15.773	40.631	202.396	0
11.	30'37.884	3'08.130 (27)	40.095	28.672	1'00.001	59.362	160.879	0
12.	34'35.577	3'57.693 (30)	46.007	26.434	1'39.166	1'06.086	86.202	0
13.	38'57.640	4'22.063 (34)	1'26.613	52.247	1'33.900	29.303	161.174	0
14.	41'21.834	2'24.194 (19)	41.017	24.397	52.164	26.616	203.333	0
15.	43'45.336	2'23.502 (13)	40.681	24.178	52.151	26.492	201.931	0
16.	46'07.869	2'22.533 (10)	39.734	23.933	52.271	26.595	202.396	0
17.	48'30.557	2'22.688 (11)	40.158	23.815	52.060	26.655	202.396	0
18.	50'54.714	2'24.157 (18)	41.818	24.103	52.021	26.215	203.805	0
19.	53'18.577	2'23.863 (15)	40.672	24.163	51.953	27.075	204.755	0
20.	56'00.418	2'41.841 (26)	39.618	24.210	52.644	45.369	203.805	0



Round 3

2024 SUZUKA CLUBMAN RACE


Organized by **ARC-SMSC**



Minutes Endurance Challenge

MEC120 決勝

2024 / 6 / 16 :

 **SUZUKA CIRCUIT**
Full Course 4-Wheels(5,807m)

個別ラップ表

Weather :Fine
Track :Dry

Lap	Passing Time	Lap Time	Sec1	Sec2	Sec3	Sec4	km/h	Driver No
21.	59'58.049	3'57.631 (29)	44.256	27.259	1'48.536	57.580	80.146	0
22.	1:04'23.771	4'25.722 (35)	1'24.453	49.340	1'37.083	34.846	125.845	0
23.	1:06'53.612	2'29.841 (21)	40.268	24.259	52.435	32.879	186.497	0
24.	1:12'44.099	5'50.487 (38)	4'09.372	23.587	51.440	26.088	205.714	0
25.	1:15'03.410	B 2'19.311 (1)	39.107	23.363	51.522	25.319	205.234	0
26.	1:17'23.403	2'19.993 (2)	38.718	23.450	52.165	25.660	205.714	0
27.	1:20'05.043	2'41.640 (25)	38.347	27.481	1'04.365	31.447	151.188	0
28.	1:23'38.329	3'33.286 (28)	43.348	27.696	1'28.644	53.598	62.475	0
29.	1:28'52.113	5'13.784 (37)	1'24.606	48.687	2'01.629	58.862	39.057	0
30.	1:33'19.504	4'27.391 (36)	1'12.469	54.629	1'40.099	40.194	65.503	0
31.	1:35'59.215	2'39.711 (23)	43.802	25.233	1'01.126	29.550	172.574	0
32.	1:38'40.336	2'41.121 (24)	45.056	25.742	56.801	33.522	172.913	0
33.	1:42'58.067	4'17.731 (33)	1'17.223	47.172	1'37.693	35.643	112.471	0
34.	1:45'18.334	2'20.267 (3)	39.164	23.564	52.125	25.414	210.144	0
35.	1:47'44.838	2'26.504 (20)	38.848	23.548	52.419	31.689	209.642	0
36.	1:53'58.790	6'13.952 (39)	4'27.383	23.873	53.587	29.109	204.755	0
37.	1:56'20.589	2'21.799 (7)	39.552	24.040	52.047	26.160	204.279	0
38.	1:58'44.632	2'24.043 (17)	39.134	23.654	53.237	28.018	201.931	0
39.	2:01'08.050	2'23.418 (12)	40.238	24.834	52.271	26.075	205.714	0
40.	2:03'29.953	2'21.903 (8)	38.780	23.864	53.194	26.065	203.333	0



2024 SUZUKA CLUBMAN RACE



Organized by **ARC-SMSC**

Minutes Endurance Challenge

MEC120 決勝

2024 / 6 / 16 :

SUZUKA CIRCUIT
Full Course 4-Wheels(5,807m)

個別ラップ表

Weather :Fine
Track :Dry

No	20	Best Time	2'20.583	148.704 km/h
Name	K.K/飯田/いむら	Total Time	2:02'57.271	40 Laps
Team	ABBEY RACING	Average Lap Time	3'05.268	
Type	v.Granz	Today's Rank	21 / 22	
		Today's Top Time	2'15.280	154.533 km/h
No	20 (Driver1)	Best Time		km/h
Name	K.K	Total Time		Laps
Team	ABBEY RACING	Average Lap Time		
Type	v.Granz	Today's Rank		
		Today's Top Time		km/h
No	20 (Driver2)	Best Time		km/h
Name	飯田 裕樹	Total Time		Laps
Team	ABBEY RACING	Average Lap Time		
Type	v.Granz	Today's Rank		
		Today's Top Time		km/h
No	20 (Driver3)	Best Time		km/h
Name	いむら せいじ	Total Time		Laps
Team	ABBEY RACING	Average Lap Time		
Type	v.Granz	Today's Rank		
		Today's Top Time		km/h

Lap	Passing Time	Lap Time	Sec1	Sec2	Sec3	Sec4	km/h	Driver No
1.	2'31.790		47.095	24.802	53.006	26.887	202.396	0
2.	4'55.562	2'23.772 (14)	39.789	24.444	52.925	26.614	201.468	0
3.	7'17.471	2'21.909 (6)	39.576	23.968	52.141	26.224	200.548	0
4.	9'38.629	2'21.158 (2)	39.374	23.894	51.983	25.907	201.468	0
5.	11'59.212	B 2'20.583 (1)	39.111	23.576	51.943	25.953	201.007	0
6.	14'20.714	2'21.502 (3)	39.303	23.956	52.249	25.994	201.007	0
7.	16'44.617	2'23.903 (15)	39.228	23.603	51.997	29.075	178.537	0
8.	19'15.302	2'30.685 (23)	42.607	26.036	54.538	27.504	200.091	0
9.	23'15.620	4'00.318 (30)	43.012	26.285	1'49.773	1'01.248	49.683	0
10.	27'27.596	4'11.976 (32)	1'31.010	44.773	1'15.883	40.310	201.468	0
11.	30'34.835	3'07.239 (28)	39.325	29.399	1'00.886	57.629	184.538	0
12.	34'31.314	3'56.479 (29)	46.807	27.075	1'38.924	1'03.673	77.666	0
13.	38'56.308	4'24.994 (35)	1'28.072	51.764	1'36.485	28.673	173.941	0
14.	41'20.533	2'24.225 (17)	41.451	24.427	52.141	26.206	203.333	0
15.	43'42.077	2'21.544 (4)	39.269	23.733	52.279	26.263	200.548	0
16.	46'03.778	2'21.701 (5)	39.455	23.795	52.278	26.173	200.548	0
17.	48'27.368	2'23.590 (12)	39.383	23.999	52.482	27.726	203.333	0
18.	50'56.109	2'28.741 (21)	39.682	24.294	52.696	32.069	201.007	0
19.	57'16.970	Pit 6'20.861 (39)	4'27.581	26.058	57.734	29.488	173.254	0
20.	1:00'23.200	3'06.230 (27)	44.579	26.617	1'00.296	54.738	139.208	0



Round 3

2024 SUZUKA CLUBMAN RACE

Organized by **ARC-SMSC**



Minutes Endurance Challenge

MEC120 決勝

2024 / 6 / 16 :

 **SUZUKA CIRCUIT**
Full Course 4-Wheels(5,807m)

個別ラップ表

Weather :Fine
Track :Dry

Lap	Passing Time	Lap Time	Sec1	Sec2	Sec3	Sec4	km/h	Driver No
21.	1:04'40.786	4'17.586 (33)	1'26.888	48.626	1'32.010	30.062	180.000	0
22.	1:07'07.626	2'26.840 (20)	40.755	24.388	54.565	27.132	201.931	0
23.	1:09'33.112	2'25.486 (19)	40.150	26.273	52.476	26.587	206.682	0
24.	1:11'57.524	2'24.412 (18)	40.102	26.278	52.004	26.028	204.279	0
25.	1:14'20.276	2'22.752 (10)	39.338	25.089	52.276	26.049	205.234	0
26.	1:16'42.669	2'22.393 (8)	39.074	24.511	52.100	26.708	203.805	0
27.	1:19'12.506	2'29.837 (22)	39.262	25.219	57.072	28.284	201.007	0
28.	1:23'13.484	4'00.978 (31)	43.786	30.793	1'48.639	57.760	55.350	0
29.	1:28'29.604	5'16.120 (37)	1'26.571	51.372	1'59.989	58.188	58.756	0
30.	1:32'59.339	4'29.735 (36)	1'18.290	46.164	1'45.441	39.840	82.790	0
31.	1:35'31.233	2'31.894 (24)	41.633	25.107	56.373	28.781	182.241	0
32.	1:38'20.427	2'49.194 (26)	43.235	26.061	56.717	43.181	183.000	0
33.	1:42'44.971	4'24.544 (34)	1'20.692	45.257	1'37.766	40.829	102.978	0
34.	1:45'17.846	Pit 2'32.875 (25)	40.354	24.868	53.684	33.969	195.635	0
35.	1:51'01.898	5'44.052 (38)	3'59.631	24.804	53.053	26.564	203.333	0
36.	1:53'24.226	2'22.328 (7)	39.279	23.938	52.774	26.337	200.091	0
37.	1:55'46.706	2'22.480 (9)	39.308	23.939	51.927	27.306	206.682	0
38.	1:58'10.622	2'23.916 (16)	39.540	24.026	53.974	26.376	204.755	0
39.	2:00'33.632	2'23.010 (11)	39.443	23.889	52.638	27.040	207.660	0
40.	2:02'57.271	2'23.639 (13)	40.243	24.282	52.838	26.276	201.931	0



Round 3

2024 SUZUKA CLUBMAN RACE



Organized by **ARC-SMSC**

Minutes Endurance Challenge

MEC120 決勝

2024 / 6 / 16 :

SUZUKA CIRCUIT

個別ラップ表

Weather :Fine

Full Course 4-Wheels(5,807m)

Track :Dry

No	31	Best Time	2'18.054	151.428 km/h
Name	OOKA/佐藤	Total Time	2:01'24.081	40 Laps
Team	G-TECH	Average Lap Time	3'02.981	
Type	v.Granz	Today's Rank	14 / 22	
		Today's Top Time	2'15.280	154.533 km/h

No	31 (Driver1)	Best Time	km/h
Name	OOKA	Total Time	Laps
Team	G-TECH	Average Lap Time	
Type	v.Granz	Today's Rank	
		Today's Top Time	km/h

No	31 (Driver2)	Best Time	km/h
Name	佐藤 公哉	Total Time	Laps
Team	G-TECH	Average Lap Time	
Type	v.Granz	Today's Rank	
		Today's Top Time	km/h

Lap	Passing Time	Lap Time	Sec1	Sec2	Sec3	Sec4	km/h	Driver No
			44.517	24.719	52.102	26.473	205.714	0
1.	2'27.811							
2.	4'50.399	2'22.588 (21)	39.739	24.589	51.740	26.520	207.660	0
3.	7'10.522	2'20.123 (7)	38.606	23.864	51.524	26.129	202.864	0
4.	9'31.591	2'21.069 (16)	38.578	23.639	51.760	27.092	208.646	0
5.	11'51.774	2'20.183 (8)	38.819	24.004	51.224	26.136	210.144	0
6.	14'12.465	2'20.691 (15)	39.439	23.832	51.530	25.890	208.152	0
7.	16'37.161	2'24.696 (23)	39.692	23.900	52.645	28.459	190.957	0
8.	19'10.740	2'33.579 (25)	43.973	26.356	54.352	28.898	196.071	0
9.	23'13.570	4'02.830 (30)	45.885	26.711	1'49.176	1'01.058	42.933	0
10.	27'25.111	4'11.541 (31)	1'32.228	44.224	1'15.341	39.748	191.373	0
11.	30'33.432	3'08.321 (27)	39.304	30.535	1'00.839	57.643	174.980	0
12.	34'28.847	3'55.415 (29)	47.326	27.122	1'38.338	1'02.629	72.775	0
13.	38'55.881	4'27.034 (35)	1'29.432	51.735	1'36.870	28.997	172.913	0
14.	41'18.722	2'22.841 (22)	41.137	23.697	51.625	26.382	204.755	0
15.	43'37.648	2'18.926 (3)	38.241	23.490	51.302	25.893	206.197	0
16.	45'56.938	2'19.290 (4)	38.660	23.306	51.240	26.084	207.170	0
17.	48'17.190	2'20.252 (9)	39.559	23.227	51.361	26.105	201.468	0
18.	50'37.616	2'20.426 (12)	38.850	23.673	51.724	26.179	203.805	0
19.	52'57.987	2'20.371 (11)	39.174	23.633	51.735	25.829	203.805	0
20.	55'30.994	2'33.007 (24)	38.830	24.290	56.239	33.648	154.376	0
21.	59'44.882	4'13.888 (32)	45.914	40.971	1'50.953	56.050	56.928	0
22.	1:04'22.272	4'37.390 (37)	1'27.039	48.022	1'41.278	41.051	111.190	0
		Pit						
23.	1:10'00.556	5'38.284 (38)	3'57.548	23.491	51.485	25.760	200.091	0



Round 3

2024 SUZUKA CLUBMAN RACE

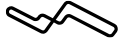


Organized by **ARC-SMSC**

Minutes Endurance Challenge

MEC120 決勝

2024 / 6 / 16 :



SUZUKA CIRCUIT

個別ラップ表

Weather :Fine

Track :Dry

Full Course 4-Wheels(5,807m)

No	41	Best Time	2'18.329	151.127 km/h
Name	中川/青合	Total Time	2:02'28.499	40 Laps
Team	Racing TEAM HERO'S	Average Lap Time	3'04.659	
Type	v.Granz	Today's Rank	15 / 22	
		Today's Top Time	2'15.280	154.533 km/h

No	41 (Driver1)	Best Time		km/h
Name	中川 徹	Total Time		Laps
Team	Racing TEAM HERO'S	Average Lap Time		
Type	v.Granz	Today's Rank		
		Today's Top Time		km/h

No	41 (Driver2)	Best Time		km/h
Name	青合 正博	Total Time		Laps
Team	Racing TEAM HERO'S	Average Lap Time		
Type	v.Granz	Today's Rank		
		Today's Top Time		km/h

Lap	Passing Time	Lap Time	Sec1	Sec2	Sec3	Sec4	km/h	Driver No	
			43.640	24.677	51.183	27.261	209.143	0	
1.	2'26.761								
2.	4'48.130	2'21.369 (16)	40.095	23.994	51.122	26.158	204.279	0	
3.	7'07.066	2'18.936 (3)	38.171	23.350	51.301	26.114	210.144	0	
4.	9'26.489	2'19.423 (6)	38.792	23.560	50.657	26.414	208.152	0	
5.	11'46.682	2'20.193 (13)	38.940	23.613	50.994	26.646	204.755	0	
6.	14'07.365	2'20.683 (14)	39.074	24.423	50.928	26.258	204.279	0	
7.	16'32.271	2'24.906 (21)	39.129	23.811	50.947	31.019	207.660	0	
8.	19'07.577	2'35.306 (23)	43.320	25.645	55.128	31.213	165.736	0	
9.	23'07.931	4'00.354 (30)	44.828	26.988	1'46.894	1'01.644	47.024	0	
10.	27'20.170	4'12.239 (32)	1'32.389	43.782	1'16.261	39.807	165.424	0	
11.	30'20.909	3'00.739 (26)	40.503	28.042	59.991	52.203	180.000	0	
12.	34'18.666	3'57.757 (29)	41.371	27.232	1'47.816	1'01.338	78.080	0	
13.	38'54.553	Pit	4'35.887 (35)	1'32.808	51.667	1'33.955	37.457	187.692	0
14.	44'37.246	5'42.693 (39)	4'00.401	24.083	51.644	26.565	200.548	0	
15.	46'56.915	2'19.669 (9)	39.661	23.318	51.135	25.555	201.931	0	
16.	49'15.332	2'18.417 (2)	38.584	23.432	51.045	25.356	201.931	0	
17.	51'34.972	2'19.640 (8)	38.257	23.281	52.345	25.757	204.755	0	
18.	53'54.806	2'19.834 (10)	38.661	24.391	51.193	25.589	201.931	0	
19.	56'32.789	2'37.983 (24)	39.234	27.317	1'02.647	28.785	179.632	0	
20.	1:00'12.081	3'39.292 (28)	46.284	27.045	1'29.966	55.997	82.093	0	
21.	1:04'35.222	4'23.141 (34)	1'25.199	50.817	1'33.668	33.457	165.736	0	
22.	1:06'57.821	2'22.599 (19)	39.498	24.671	52.286	26.144	210.647	0	
23.	1:09'19.492	2'21.671 (17)	38.529	24.235	51.710	27.197	201.007	0	



2024 SUZUKA CLUBMAN RACE



Organized by **ARC-SMSC**

Minutes Endurance Challenge

MEC120 決勝

2024 / 6 / 16 :

 **SUZUKA CIRCUIT**
Full Course 4-Wheels(5,807m)

個別ラップ表

Weather :Fine
Track :Dry

Lap	Passing Time	Lap Time	Sec1	Sec2	Sec3	Sec4	km/h	Driver No	
		2'23.194 (20)	39.575	25.636	51.991	25.992	205.234	0	
24.	1:11'42.686	B 2'18.329 (1)	38.529	23.485	51.014	25.301	205.714	0	
25.	1:14'01.015	2'19.144 (4)	38.953	23.702	50.933	25.556	205.234	0	
26.	1:16'20.159	2'32.114 (22)	38.436	23.322	51.861	38.495	153.566	0	
27.	1:18'52.273	4'15.532 (33)	56.536	33.665	1'46.625	58.706	63.977	0	
28.	1:23'07.805	5'13.785 (37)	1'25.651	50.622	1'59.887	57.625	67.673	0	
29.	1:28'21.590	4'05.622 (31)	1'20.581	45.978	1'31.483	27.580	194.767	0	
30.	1:32'27.212	2'39.339 (25)	43.652	27.317	1'02.181	26.189	204.755	0	
31.	1:35'06.551	3'06.128 (27)	39.170	23.814	1'06.638	56.506	69.439	0	
32.	1:38'12.679	4'36.221 (36)	1'22.360	44.972	1'38.433	50.456	82.402	0	
33.	1:42'48.900	Pit	5'37.631 (38)	3'56.545	23.675	51.451	25.960	201.468	0
34.	1:48'26.531	2'20.144 (12)	38.926	23.720	51.543	25.955	201.468	0	
35.	1:50'46.675	2'19.486 (7)	38.765	23.369	51.412	25.940	199.184	0	
36.	1:53'06.161	2'21.170 (15)	38.763	24.018	51.727	26.662	200.548	0	
37.	1:55'27.331	2'19.345 (5)	38.779	23.402	51.299	25.865	203.805	0	
38.	1:57'46.676	2'20.143 (11)	38.859	23.490	51.696	26.098	201.931	0	
39.	2:00'06.819	2'21.680 (18)	39.040	23.586	51.519	27.535	201.468	0	
40.	2:02'28.499								



Round 3

2024 SUZUKA CLUBMAN RACE



Organized by **ARC-SMSC**

Minutes Endurance Challenge

MEC120 決勝

2024 / 6 / 16 :



SUZUKA CIRCUIT

個別ラップ表

Weather :Fine

Track :Dry

Full Course 4-Wheels(5,807m)

No	56	Best Time	2'17.330	152.226 km/h
Name	坂入/南/岩澤	Total Time	2:03'38.665	39 Laps
Team	KF MOTORSPORT v.Granz	Average Lap Time	3'11.383	
Type	v.Granz	Today's Rank	10 / 22	
		Today's Top Time	2'15.280	154.533 km/h

No	56 (Driver1)	Best Time		km/h
Name	坂入 悠斗	Total Time		Laps
Team	KF MOTORSPORT v.Granz	Average Lap Time		
Type	v.Granz	Today's Rank		
		Today's Top Time		km/h

No	56 (Driver2)	Best Time		km/h
Name	南 清和	Total Time		Laps
Team	KF MOTORSPORT v.Granz	Average Lap Time		
Type	v.Granz	Today's Rank		
		Today's Top Time		km/h

No	56 (Driver3)	Best Time		km/h
Name	岩澤 優吾	Total Time		Laps
Team	KF MOTORSPORT v.Granz	Average Lap Time		
Type	v.Granz	Today's Rank		
		Today's Top Time		km/h

Lap	Passing Time	Lap Time	Sec1	Sec2	Sec3	Sec4	km/h	Driver No
			42.522	24.217	51.438	27.903	209.642	0
1.	2'26.080							
		2'20.596 (13)	39.044	23.465	50.970	27.117	205.714	0
2.	4'46.676							
		2'20.067 (10)	39.050	23.556	51.551	25.910	205.234	0
3.	7'06.743							
		2'19.431 (9)	38.759	23.505	50.806	26.361	206.682	0
4.	9'26.174							
		2'21.923 (14)	39.478	23.820	51.866	26.759	204.279	0
5.	11'48.097							
		2'20.512 (12)	39.277	23.660	51.005	26.570	207.660	0
6.	14'08.609							
		2'24.755 (15)	38.845	23.804	50.857	31.249	188.903	0
7.	16'33.364							
		2'35.306 (16)	45.271	25.874	54.562	29.599	201.468	0
8.	19'08.670							
		4'01.173 (30)	45.555	26.824	1'47.576	1'01.218	48.053	0
9.	23'09.843							
		4'11.905 (31)	1'32.648	44.878	1'16.194	38.185	193.907	0
10.	27'21.748							
		3'08.327 (27)	40.140	30.283	1'00.863	57.041	172.235	0
11.	30'30.075							
		3'54.375 (29)	46.961	26.459	1'38.750	1'02.205	73.445	0
12.	34'24.450							
		4'33.514 (33)	1'30.490	51.795	1'35.119	36.110	161.768	0
13.	38'57.964	Pit						
		6'15.065 (37)	4'30.527	23.269	51.069	30.200	200.091	0
14.	45'13.029	Pit						
		2'41.202 (21)	1'01.171	23.129	51.051	25.851	205.714	0
15.	47'54.231							
		2'17.668 (3)	38.141	22.952	50.893	25.682	204.755	0
16.	50'11.899							
		2'17.587 (2)	38.358	23.177	50.814	25.238	204.755	0
17.	52'29.486							
		2'20.145 (11)	38.941	23.889	51.017	26.298	202.864	0
18.	54'49.631							
		4'43.971 (35)	1'05.794	50.596	1'51.337	56.244	71.126	0
19.	59'33.602							
		4'37.004 (34)	1'27.448	49.158	1'42.278	38.120	101.667	0
20.	1:04'10.606							



Round 3

2024 SUZUKA CLUBMAN RACE

Organized by **ARC-SMSC**



Minutes Endurance Challenge

MEC120 決勝

2024 / 6 / 16 :

 **SUZUKA CIRCUIT**
Full Course 4-Wheels(5,807m)

個別ラップ表

Weather :Fine
Track :Dry

Lap	Passing Time	Lap Time	Sec1	Sec2	Sec3	Sec4	km/h	Driver No
21.	1:06'29.261	2'18.655 (8)	39.049	23.081	51.161	25.364	201.931	0
22.	1:08'46.941	2'17.680 (4)	38.391	22.982	51.135	25.172	201.007	0
23.	1:11'04.271	B 2'17.330 (1)	38.240	23.010	50.907	25.173	199.636	0
24.	1:13'22.568	2'18.297 (7)	38.259	22.999	51.434	25.605	202.864	0
25.	1:15'40.449	2'17.881 (5)	38.540	23.029	51.035	25.277	204.755	0
26.	1:17'58.646	2'18.197 (6)	38.645	23.287	51.016	25.249	205.714	0
27.	1:20'51.484	2'52.838 (24)	44.742	30.540	1'04.014	33.542	166.679	0
28.	1:23'56.732	3'05.248 (25)	52.038	30.679	1'06.661	35.870	166.049	0
29.	1:29'10.834	5'14.102 (36)	1'25.354	43.669	2'05.588	59.491	47.404	0
30.	1:33'39.863	4'29.029 (32)	1'10.200	54.930	1'39.203	44.696	77.120	0
31.	1:36'47.626	3'07.763 (26)	54.891	32.301	1'06.881	33.690	129.367	0
32.	1:39'34.842	2'47.216 (23)	46.544	28.518	1'00.414	31.740	161.471	0
33.	1:43'15.541	3'40.699 (28)	45.778	37.337	1'35.642	41.942	127.860	0
34.	1:50'22.062	Pit 7'06.521 (38)	5'12.328	28.919	56.101	29.173	202.396	0
35.	1:52'58.510	2'36.448 (17)	43.844	26.559	56.718	29.327	197.393	0
36.	1:55'37.244	2'38.734 (18)	44.568	27.117	57.317	29.732	198.733	0
37.	1:58'16.853	2'39.609 (20)	44.294	27.603	59.183	28.529	202.864	0
38.	2:00'55.949	2'39.096 (19)	44.823	27.504	57.105	29.664	198.733	0
39.	2:03'38.665	2'42.716 (22)	45.156	28.562	58.864	30.134	199.184	0



Round 3

2024 SUZUKA CLUBMAN RACE



Organized by **ARC-SMSC**

Minutes Endurance Challenge

MEC120 決勝

2024 / 6 / 16 :

SUZUKA CIRCUIT
Full Course 4-Wheels(5,807m)

個別ラップ表

Weather :Fine
Track :Dry

No	61	Best Time	2'17.378	152.173 km/h
Name	米谷/佐々木/山本	Total Time	2:01'30.204	33 Laps
Team	K.K3ネタニ アキラト*	Average Lap Time	3'43.257	
Type	v.Granz	Today's Rank	11 / 22	
		Today's Top Time	2'15.280	154.533 km/h

No	61 (Driver1)	Best Time	km/h
Name	米谷 浩	Total Time	Laps
Team	K.K3ネタニ アキラト*	Average Lap Time	
Type	v.Granz	Today's Rank	
		Today's Top Time	km/h

No	61 (Driver2)	Best Time	km/h
Name	佐々木 孝太	Total Time	Laps
Team	K.K3ネタニ アキラト*	Average Lap Time	
Type	v.Granz	Today's Rank	
		Today's Top Time	km/h

No	61 (Driver3)	Best Time	km/h
Name	山本 龍司	Total Time	Laps
Team	K.K3ネタニ アキラト*	Average Lap Time	
Type	v.Granz	Today's Rank	
		Today's Top Time	km/h

Lap	Passing Time	Lap Time	Sec1	Sec2	Sec3	Sec4	km/h	Driver No
1.	2'25.961		42.380	24.733	51.632	27.216	212.688	0
2.	4'48.801	2'22.840 (17)	40.391	24.087	51.587	26.775	202.396	0
3.	7'09.117	2'20.316 (11)	39.500	23.523	51.356	25.937	205.714	0
4.	9'30.198	2'21.081 (16)	38.848	23.675	51.748	26.810	202.396	0
5.	11'51.085	2'20.887 (15)	39.483	24.037	51.235	26.132	206.682	0
6.	14'11.954	2'20.869 (14)	39.812	23.762	51.052	26.243	209.642	0
7.	16'36.604	2'24.650 (20)	39.990	23.781	52.423	28.456	203.333	0
8.	19'10.343	2'33.739 (21)	44.006	26.084	54.723	28.926	198.733	0
9.	23'12.739	4'02.396 (26)	45.664	26.821	1'48.955	1'00.956	43.356	0
10.	27'30.267	4'17.528 (28)	1'32.277	44.508	1'15.337	45.406	190.542	0
11.	34'55.718	7'25.451 (31)	4'11.082	27.573	1'36.577	1'10.219	72.535	0
12.	39'10.724	4'15.006 (27)	1'20.354	52.424	1'34.785	27.443	186.497	0
13.	41'33.885	2'23.161 (18)	40.709	24.095	50.740	27.617	202.864	0
14.	43'54.587	2'20.702 (13)	39.399	23.395	50.968	26.940	202.864	0
15.	46'12.582	2'17.995 (5)	38.516	23.309	50.713	25.457	204.279	0
16.	48'31.278	2'18.696 (8)	38.976	23.289	50.818	25.613	205.714	0
17.	50'54.809	2'23.531 (19)	41.400	24.008	51.985	26.138	211.663	0
18.	53'15.213	2'20.404 (12)	39.407	23.307	50.819	26.871	206.682	0
19.	56'27.668	3'12.455 (24)	38.604	23.565	54.424	1'15.862	155.469	0
20.	1:23'49.341	27'21.673 (32)	24'41.637	27.867	1'24.136	48.033	94.553	0



Round 3

2024 SUZUKA CLUBMAN RACE



Organized by **ARC-SMSC**

Minutes Endurance Challenge

MEC120 決勝

2024 / 6 / 16 :

 **SUZUKA CIRCUIT**
Full Course 4-Wheels(5,807m)

個別ラップ表

Weather :Fine
Track :Dry

Lap	Passing Time	Lap Time	Sec1	Sec2	Sec3	Sec4	km/h	Driver No
21.	1:29'04.493	5'15.152 (30)	1'25.557	45.538	2'04.537	59.520	28.971	0
22.	1:33'33.204	4'28.711 (29)	1'06.739	56.626	1'41.456	43.890	44.771	0
23.	1:36'43.258	3'10.054 (23)	56.955	26.812	1'10.042	36.245	157.138	0
24.	1:39'25.501	2'42.243 (22)	43.783	27.568	1'00.101	30.791	186.497	0
25.	1:43'03.640	3'38.139 (25)	44.602	42.285	1'37.114	34.138	133.293	0
26.	1:45'22.235	2'18.595 (7)	38.496	23.128	51.019	25.952	216.889	0
27.	1:47'39.937	2'17.702 (3)	38.516	22.924	50.498	25.764	215.294	0
28.	1:49'58.417	2'18.480 (6)	38.084	23.741	51.056	25.599	206.197	0
29.	1:52'16.003	2'17.586 (2)	38.526	22.933	50.913	25.214	210.144	0
30.	1:54'35.752	2'19.749 (10)	38.580	24.355	50.909	25.905	206.682	0
31.	1:56'53.746	2'17.994 (4)	38.289	23.414	50.898	25.393	207.660	0
32.	1:59'11.124	B 2'17.378 (1)	38.234	23.025	51.084	25.035	206.682	0
33.	2:01'30.204	2'19.080 (9)	39.407	23.159	51.133	25.381	205.714	0



Round 3

2024 SUZUKA CLUBMAN RACE



Organized by **ARC-SMSC**

Minutes Endurance Challenge

MEC120 決勝

2024 / 6 / 16 :



SUZUKA CIRCUIT

個別ラップ表

Weather :Fine

Track :Dry

Full Course 4-Wheels(5,807m)

No	71	Best Time	2'16.214	153.473 km/h
Name	林/兒島/木村	Total Time	2:02'34.555	40 Laps
Team	ZENKAIRACING vGranz	Average Lap Time	3'04.924	
Type	v.Granz	Today's Rank	5 / 22	
		Today's Top Time	2'15.280	154.533 km/h

No	71 (Driver1)	Best Time		km/h
Name	林 寛樹	Total Time		Laps
Team	ZENKAIRACING vGranz	Average Lap Time		
Type	v.Granz	Today's Rank		
		Today's Top Time		km/h

No	71 (Driver2)	Best Time		km/h
Name	兒島 弘訓	Total Time		Laps
Team	ZENKAIRACING vGranz	Average Lap Time		
Type	v.Granz	Today's Rank		
		Today's Top Time		km/h

No	71 (Driver3)	Best Time		km/h
Name	木村 偉織	Total Time		Laps
Team	ZENKAIRACING vGranz	Average Lap Time		
Type	v.Granz	Today's Rank		
		Today's Top Time		km/h

Lap	Passing Time	Lap Time	Sec1	Sec2	Sec3	Sec4	km/h	Driver No
			40.622	24.365	51.570	25.943	199.636	0
1.	2'22.500							
		2'17.429 (13)	38.490	23.082	50.624	25.233	207.660	0
2.	4'39.929							
		2'17.069 (8)	37.988	22.976	50.761	25.344	210.647	0
3.	6'56.998							
		2'16.272 (2)	37.692	22.900	50.558	25.122	204.279	0
4.	9'13.270							
		B 2'16.214 (1)	37.940	22.799	50.313	25.162	210.647	0
5.	11'29.484							
		2'17.200 (10)	38.226	22.817	50.915	25.242	199.636	0
6.	13'46.684							
		2'18.924 (18)	39.027	23.018	51.474	25.405	200.548	0
7.	16'05.608							
		2'38.414 (25)	41.356	26.820	1'00.282	29.956	162.066	0
8.	18'44.022							
		4'12.590 (29)	42.815	37.370	1'50.708	1'01.697	56.308	0
9.	22'56.612							
		4'17.055 (31)	1'33.890	44.223	1'16.555	42.387	129.941	0
10.	27'13.667							
		2'41.775 (26)	39.438	27.420	59.873	35.044	180.370	0
11.	29'55.442							
		4'12.881 (30)	52.856	31.484	1'46.689	1'01.852	68.840	0
12.	34'08.323							
		4'33.135 (36)	1'33.424	53.060	1'34.343	32.308	123.198	0
13.	38'41.458							
		2'17.463 (14)	38.275	22.938	50.836	25.414	201.007	0
14.	40'58.921							
		2'17.303 (11)	38.169	22.912	50.857	25.365	199.636	0
15.	43'16.224							
		2'18.039 (16)	38.270	23.036	51.003	25.730	200.091	0
16.	45'34.263							
		2'17.737 (15)	38.993	23.021	50.475	25.248	209.642	0
17.	47'52.000							
		2'17.342 (12)	38.339	23.095	50.501	25.407	207.170	0
18.	50'09.342							
		2'21.728 (21)	38.615	23.133	50.715	29.265	211.154	0
19.	52'31.070	Pit						
		7'23.702 (39)	4'03.035	33.901	1'50.479	56.287	70.441	0
20.	59'54.772							



Round 3

2024 SUZUKA CLUBMAN RACE



Organized by **ARC-SMSC**

Minutes Endurance Challenge

MEC120 決勝

2024 / 6 / 16 :

 **SUZUKA CIRCUIT**
Full Course 4-Wheels(5,807m)

個別ラップ表

Weather :Fine
Track :Dry

Lap	Passing Time	Lap Time	Sec1	Sec2	Sec3	Sec4	km/h	Driver No
21.	1:04'22.836	4'28.064 (33)	1'24.070	50.513	1'38.083	35.398	112.760	0
22.	1:06'42.361	2'19.525 (19)	38.425	23.414	52.016	25.670	203.805	0
23.	1:09'00.874	2'18.513 (17)	38.219	23.730	51.347	25.217	200.548	0
24.	1:11'17.676	2'16.802 (7)	37.979	22.844	50.750	25.229	199.636	0
25.	1:13'34.455	2'16.779 (6)	38.026	22.937	50.785	25.031	201.931	0
26.	1:15'51.213	2'16.758 (5)	37.968	23.061	50.712	25.017	203.805	0
27.	1:18'07.933	2'16.720 (4)	38.113	22.825	50.725	25.057	203.805	0
28.	1:21'04.050	2'56.117 (27)	45.881	28.833	1'07.133	34.270	135.138	0
29.	1:24'03.958	2'59.908 (28)	52.458	29.871	1'04.718	32.861	157.138	0
30.	1:29'13.270	5'09.312 (37)	1'21.756	41.476	2'05.324	1'00.756	46.550	0
31.	1:33'41.620	4'28.350 (34)	1'16.802	49.087	1'38.889	43.572	83.977	0
32.	1:38'02.148	4'20.528 (32)	54.246	46.581	1'42.795	56.906	75.529	0
33.	1:42'30.717	4'28.569 (35)	1'22.389	45.345	1'38.882	41.953	84.299	0
34.	1:44'47.893	2'17.176 (9)	38.393	22.956	50.800	25.027	203.333	0
35.	1:47'04.315	2'16.422 (3)	37.798	22.933	50.767	24.924	202.864	0
36.	1:49'25.540	Pit 2'21.225 (20)	38.808	22.880	50.557	28.980	205.234	0
37.	1:55'15.867	5'50.327 (38)	4'02.227	25.571	54.737	27.792	198.284	0
38.	1:57'43.391	2'27.524 (24)	40.843	24.921	54.660	27.100	200.091	0
39.	2:00'09.105	2'25.714 (23)	40.567	24.920	53.196	27.031	202.396	0
40.	2:02'34.555	2'25.450 (22)	40.399	24.887	53.132	27.032	200.548	0



Round 3

2024 SUZUKA CLUBMAN RACE



Organized by **ARC-SMSC**

Minutes Endurance Challenge

MEC120 決勝

2024 / 6 / 16



SUZUKA CIRCUIT

個別ラップ表

Weather :Fine

Full Course 4-Wheels(5,807m)

Track :Dry

No	72	Best Time	2'16.859	152.750 km/h
Name	大山/橋本/浦田	Total Time	2:02'09.235	38 Laps
Team	ダイワN7キランド v.Granz	Average Lap Time	3'14.130	
Type	v.Granz	Today's Rank	9 / 22	
		Today's Top Time	2'15.280	154.533 km/h

No	72 (Driver1)	Best Time		km/h
Name	大山 正芳	Total Time		Laps
Team	ダイワN7キランド v.Granz	Average Lap Time		
Type	v.Granz	Today's Rank		
		Today's Top Time		km/h

No	72 (Driver2)	Best Time		km/h
Name	橋本 守生	Total Time		Laps
Team	ダイワN7キランド v.Granz	Average Lap Time		
Type	v.Granz	Today's Rank		
		Today's Top Time		km/h

No	72 (Driver3)	Best Time		km/h
Name	浦田 裕喜	Total Time		Laps
Team	ダイワN7キランド v.Granz	Average Lap Time		
Type	v.Granz	Today's Rank		
		Today's Top Time		km/h

Lap	Passing Time	Lap Time	Sec1	Sec2	Sec3	Sec4	km/h	Driver No	
1.	2'26.425		43.000	24.417	51.523	27.485	212.174	0	
2.	4'46.114	2'19.689 (14)	39.036	23.564	50.676	26.413	215.823	0	
3.	7'05.421	2'19.307 (13)	38.637	23.705	51.265	25.700	201.931	0	
4.	9'23.934	2'18.513 (7)	38.370	23.322	51.037	25.784	203.805	0	
5.	11'42.699	2'18.765 (8)	38.528	23.234	51.032	25.971	204.755	0	
6.	14'01.985	2'19.286 (12)	38.640	23.517	51.038	26.091	206.682	0	
7.	16'23.135	2'21.150 (16)	38.763	23.812	51.430	27.145	204.755	0	
8.	19'01.656	2'38.521 (20)	42.666	27.408	57.764	30.683	181.863	0	
9.	23'04.543	4'02.887 (29)	46.292	26.853	1'47.898	1'01.844	45.395	0	
10.	27'18.326	4'13.783 (31)	1'32.531	43.974	1'18.146	39.132	186.894	0	
11.	30'02.215	2'43.889 (22)	40.183	26.514	59.596	37.596	173.254	0	
12.	34'13.483	4'11.268 (30)	51.232	31.965	1'47.100	1'00.971	79.135	0	
13.	38'50.322	Pit	4'36.839 (33)	1'34.577	51.723	1'33.803	36.736	153.031	0
14.	44'30.471		5'40.149 (35)	3'58.158	23.782	52.004	26.205	203.333	0
15.	46'54.179		2'23.708 (18)	40.652	23.923	52.311	26.822	206.197	0
16.	49'13.393		2'19.214 (11)	39.244	23.230	51.341	25.399	203.805	0
17.	51'34.318		2'20.925 (15)	39.570	23.476	52.548	25.331	206.197	0
18.	1:00'48.591		9'14.273 (37)	39.034	7'01.235	1'04.944	29.060	195.635	0
19.	1:04'44.021		3'55.430 (28)	1'07.092	47.328	1'32.051	28.959	184.538	0
20.	1:07'15.592	Pit	2'31.571 (19)	41.987	23.824	53.627	32.133	198.733	0



Round 3

2024 SUZUKA CLUBMAN RACE

Organized by **ARC-SMSC**



Minutes Endurance Challenge

MEC120 決勝

2024 / 6 / 16 :

 **SUZUKA CIRCUIT**
Full Course 4-Wheels(5,807m)

個別ラップ表

Weather :Fine
Track :Dry

Lap	Passing Time	Lap Time	Sec1	Sec2	Sec3	Sec4	km/h	Driver No
21.	1:12'59.324	5'43.732 (36)	4'03.478	23.551	51.024	25.679	205.714	0
22.	1:15'17.620	2'18.296 (5)	39.112	23.074	50.859	25.251	206.197	0
23.	1:17'35.105	2'17.485 (4)	38.410	22.857	50.943	25.275	205.714	0
24.	1:20'19.979	2'44.874 (23)	38.279	28.422	1'06.677	31.496	166.996	0
25.	1:23'47.005	3'27.026 (26)	46.865	28.468	1'20.592	51.101	98.475	0
26.	1:28'59.606	5'12.601 (34)	1'23.523	47.356	2'02.633	59.089	28.594	0
27.	1:33'28.605	4'28.999 (32)	1'09.991	55.721	1'41.684	41.603	66.748	0
28.	1:36'40.355	3'11.750 (25)	53.797	31.817	1'09.820	36.316	140.096	0
29.	1:39'23.773	2'43.418 (21)	45.351	27.449	59.878	30.740	175.680	0
30.	1:43'02.486	3'38.713 (27)	44.791	41.958	1'36.879	35.085	116.037	0
31.	1:45'21.371	2'18.885 (9)	39.166	23.250	51.005	25.464	213.723	0
32.	1:47'39.736	2'18.365 (6)	38.570	22.931	50.931	25.933	212.174	0
33.	1:49'58.736	2'19.000 (10)	38.741	23.688	50.802	25.769	213.723	0
34.	1:52'15.595	B 2'16.859 (1)	37.726	22.901	50.915	25.317	206.197	0
35.	1:54'32.970	2'17.375 (3)	38.679	22.765	50.633	25.298	204.279	0
36.	1:56'55.193	Pit 2'22.223 (17)	38.868	23.159	50.884	29.312	208.152	0
37.	1:59'52.167	2'56.974 (24)	1'17.438	23.178	50.809	25.549	205.234	0
38.	2:02'09.235	2'17.068 (2)	38.117	22.931	50.679	25.341	206.682	0



2024 SUZUKA CLUBMAN RACE



Organized by **ARC-SMSC**

Minutes Endurance Challenge

MEC120 決勝

2024 / 6 / 16 :

SUZUKA CIRCUIT
Full Course 4-Wheels(5,807m)

個別ラップ表

Weather :Fine
Track :Dry

No	81	Best Time	2'20.657	148.625 km/h
Name	長谷川/AKITA/寺島	Total Time	2:03'33.781	39 Laps
Team	CLEANLIFE ITAL ABBEY	Average Lap Time	3'11.043	
Type	v.Granz	Today's Rank	22 / 22	
		Today's Top Time	2'15.280	154.533 km/h
No	81 (Driver1)	Best Time		km/h
Name	長谷川 睦	Total Time		Laps
Team	CLEANLIFE ITAL ABBEY	Average Lap Time		
Type	v.Granz	Today's Rank		
		Today's Top Time		km/h
No	81 (Driver2)	Best Time		km/h
Name	AKITA	Total Time		Laps
Team	CLEANLIFE ITAL ABBEY	Average Lap Time		
Type	v.Granz	Today's Rank		
		Today's Top Time		km/h
No	81 (Driver3)	Best Time		km/h
Name	寺島 大	Total Time		Laps
Team	CLEANLIFE ITAL ABBEY	Average Lap Time		
Type	v.Granz	Today's Rank		
		Today's Top Time		km/h

Lap	Passing Time	Lap Time	Sec1	Sec2	Sec3	Sec4	km/h	Driver No
			47.736	26.222	53.887	26.278	199.184	0
1.	2'34.123							
		2'22.381 (8)	39.323	23.754	52.638	26.666	202.864	0
2.	4'56.504							
		2'21.558 (6)	39.278	23.719	52.511	26.050	201.468	0
3.	7'18.062							
		2'21.385 (5)	39.460	23.668	52.467	25.790	203.805	0
4.	9'39.447							
		B 2'20.657 (1)	39.344	23.563	52.085	25.665	201.007	0
5.	12'00.104							
		2'21.335 (4)	39.241	23.779	52.266	26.049	203.333	0
6.	14'21.439							
		2'23.563 (10)	39.135	23.701	51.901	28.826	199.636	0
7.	16'45.002							
		2'31.176 (17)	42.598	26.611	54.162	27.805	192.632	0
8.	19'16.178							
		4'00.122 (30)	42.587	26.855	1'49.511	1'01.169	42.009	0
9.	23'16.300							
		4'12.035 (31)	1'31.041	44.531	1'15.810	40.653	202.396	0
10.	27'28.335							
		3'07.649 (25)	40.066	28.699	1'00.688	58.196	175.329	0
11.	30'35.984							
		3'56.353 (28)	46.710	26.586	1'39.224	1'03.833	85.614	0
12.	34'32.337							
		4'24.775 (32)	1'28.141	51.692	1'35.889	29.053	167.954	0
13.	38'57.112							
		2'30.566 (16)	41.542	25.503	52.381	31.140	202.396	0
14.	41'27.678	Pit						
		2'53.930 (23)	1'01.902	24.670	52.683	34.675	199.636	0
15.	44'21.608	Pit						
		6'06.533 (38)	4'19.758	25.175	54.370	27.230	195.200	0
16.	50'28.141							
		2'34.274 (19)	42.383	25.185	54.094	32.612	188.903	0
17.	53'02.415	Pit						
		3'10.608 (26)	1'03.531	26.514	1'04.266	36.297	148.881	0
18.	56'13.023							
		3'49.180 (27)	53.612	28.783	1'30.936	55.849	90.932	0
19.	1:00'02.203							
		4'26.845 (33)	1'24.977	49.619	1'36.344	35.905	119.186	0
20.	1:04'29.048							



Round 3

2024 SUZUKA CLUBMAN RACE

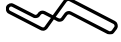
Organized by **ARC-SMSC**



Minutes Endurance Challenge

MEC120 決勝

2024 / 6 / 16 :



SUZUKA CIRCUIT

個別ラップ表

Weather :Fine

Full Course 4-Wheels(5,807m)

Track :Dry

Lap	Passing Time	Lap Time	Sec1	Sec2	Sec3	Sec4	km/h	Driver No
21.	1:07'01.027	2'31.979 (18)	42.751	24.682	55.094	29.452	201.007	0
22.	1:09'28.584	2'27.557 (15)	41.632	24.750	53.885	27.290	201.931	0
23.	1:11'55.259	2'26.675 (13)	40.844	25.805	53.563	26.463	198.733	0
24.	1:14'22.488	2'27.229 (14)	40.765	25.650	53.559	27.255	191.373	0
25.	1:16'47.332	2'24.844 (11)	40.433	24.831	53.022	26.558	201.931	0
26.	1:19'25.712	2'38.380 (21)	40.546	24.715	1'02.110	31.009	184.538	0
27.	1:23'22.415	3'56.703 (29)	46.663	30.135	1'42.428	57.477	66.244	0
28.	1:28'38.179	5'15.764 (36)	1'25.136	51.483	2'00.566	58.579	53.857	0
29.	1:33'07.477	4'29.298 (35)	1'16.755	48.503	1'44.685	39.355	71.589	0
30.	1:35'42.084	2'34.607 (20)	44.336	26.455	55.939	27.877	199.184	0
31.	1:38'28.330	2'46.246 (22)	42.481	25.665	55.871	42.229	183.382	0
32.	1:42'56.729	4'28.399 (34)	1'19.246	46.705	1'37.516	44.932	92.756	0
		Pit						
33.	1:48'43.323	5'46.594 (37)	4'03.419	24.076	53.080	26.019	201.468	0
34.	1:51'05.856	2'22.533 (9)	39.787	24.137	52.895	25.714	201.931	0
35.	1:53'31.238	2'25.382 (12)	38.959	24.080	52.318	30.025	201.468	0
		Pit						
36.	1:56'29.923	2'58.685 (24)	1'16.752	23.695	51.889	26.349	202.864	0
37.	1:58'50.738	2'20.815 (2)	38.632	23.990	52.438	25.755	200.548	0
38.	2:01'12.878	2'22.140 (7)	38.747	23.628	53.421	26.344	202.864	0
39.	2:03'33.781	2'20.903 (3)	38.631	24.110	52.256	25.906	201.007	0



Round 3

2024 SUZUKA CLUBMAN RACE



Organized by **ARC-SMSC**

Minutes Endurance Challenge

MEC120 決勝

2024 / 6 / 16 :

SUZUKA CIRCUIT

個別ラップ表

Weather :Fine

Full Course 4-Wheels(5,807m)

Track :Dry

No	86	Best Time	2'16.033	153.677 km/h
Name	大阪/猪爪/荒川	Total Time	2:01'17.883	40 Laps
Team	DrDry☆vGranz	Average Lap Time	3'02.934	
Type	v.Granz	Today's Rank	4 / 22	
		Today's Top Time	2'15.280	154.533 km/h

No	86 (Driver1)	Best Time		km/h
Name	大阪 八郎	Total Time		Laps
Team	DrDry☆vGranz	Average Lap Time		
Type	v.Granz	Today's Rank		
		Today's Top Time		km/h

No	86 (Driver2)	Best Time		km/h
Name	猪爪 杏奈	Total Time		Laps
Team	DrDry☆vGranz	Average Lap Time		
Type	v.Granz	Today's Rank		
		Today's Top Time		km/h

No	86 (Driver3)	Best Time		km/h
Name	荒川 麟	Total Time		Laps
Team	DrDry☆vGranz	Average Lap Time		
Type	v.Granz	Today's Rank		
		Today's Top Time		km/h

Lap	Passing Time	Lap Time	Sec1	Sec2	Sec3	Sec4	km/h	Driver No	
1.	2'23.424		41.578	24.175	51.929	25.742	210.647	0	
2.	4'40.342	2'16.918 (8)	37.979	23.021	50.480	25.438	209.642	0	
3.	6'57.390	2'17.048 (10)	37.979	22.944	50.710	25.415	213.723	0	
4.	9'14.770	2'17.380 (12)	38.264	23.231	50.603	25.282	210.647	0	
5.	11'30.986	2'16.216 (2)	37.795	22.794	50.372	25.255	209.143	0	
6.	13'47.679	2'16.693 (6)	37.883	22.993	50.541	25.276	212.688	0	
7.	16'06.252	2'18.573 (17)	39.153	23.012	50.918	25.490	208.152	0	
8.	18'44.925	2'38.673 (23)	41.753	26.161	1'00.612	30.147	169.249	0	
9.	22'57.316	4'12.391 (32)	42.609	37.428	1'50.793	1'01.561	57.039	0	
10.	27'13.753	4'16.437 (33)	1'33.606	44.404	1'16.901	41.526	132.489	0	
11.	29'57.616	2'43.863 (25)	40.185	27.603	1'00.020	36.055	172.913	0	
12.	34'09.995	4'12.379 (31)	52.484	31.247	1'46.371	1'02.277	67.830	0	
13.	38'42.600	4'32.605 (36)	1'33.664	52.636	1'33.919	32.386	123.371	0	
14.	41'00.669	2'18.069 (16)	38.687	23.224	50.796	25.362	209.143	0	
15.	43'17.241	2'16.572 (5)	37.981	22.946	50.386	25.259	211.154	0	
16.	45'34.721	2'17.480 (13)	38.134	23.146	50.580	25.620	212.174	0	
17.	48'00.707	Pit	2'25.986 (20)	38.945	23.271	51.421	32.349	206.682	0
18.	54'13.738	6'13.031 (39)	4'26.709	26.346	52.804	27.172	204.279	0	
19.	56'43.922	2'30.184 (22)	41.136	26.372	54.085	28.591	193.907	0	
20.	1:00'17.920	3'33.998 (29)	41.215	27.011	1'30.385	55.387	94.350	0	



2024 SUZUKA CLUBMAN RACE



Organized by **ARC-SMSC**

Minutes Endurance Challenge

MEC120 決勝

2024 / 6 / 16 :

 **SUZUKA CIRCUIT**
Full Course 4-Wheels(5,807m)

個別ラップ表

Weather :Fine
Track :Dry

Lap	Passing Time	Lap Time	Sec1	Sec2	Sec3	Sec4	km/h	Driver No
21.	1:04'37.636	4'19.716 (34)	1'26.434	50.367	1'32.056	30.859	168.599	0
22.	1:07'03.406	2'25.770 (19)	40.182	25.624	53.715	26.249	210.144	0
23.	1:09'27.058	2'23.652 (18)	40.287	24.248	52.518	26.599	206.682	0
24.	1:11'57.018	2'29.960 (21)	39.705	25.113	53.006	32.136	205.234	0
		Pit						
25.	1:17'36.316	5'39.298 (38)	4'00.611	23.069	50.503	25.115	209.143	0
26.	1:20'20.783	2'44.467 (26)	37.745	29.082	1'06.087	31.553	172.574	0
27.	1:23'47.688	3'26.905 (28)	46.476	28.622	1'23.330	48.477	108.177	0
28.	1:29'00.541	5'12.853 (37)	1'26.190	44.515	2'03.642	58.506	29.398	0
29.	1:33'31.622	4'31.081 (35)	1'09.369	56.506	1'41.331	43.875	48.211	0
30.	1:36'41.235	3'09.613 (27)	57.997	26.164	1'09.149	36.303	147.383	0
31.	1:39'24.527	2'43.292 (24)	44.821	27.679	1'00.093	30.699	174.286	0
32.	1:43'02.734	3'38.207 (30)	44.696	42.022	1'37.113	34.376	124.068	0
33.	1:45'20.245	2'17.511 (14)	38.370	23.075	51.001	25.065	212.688	0
34.	1:47'37.444	2'17.199 (11)	37.611	23.074	50.855	25.659	210.647	0
35.	1:49'53.932	2'16.488 (4)	37.697	23.102	50.723	24.966	209.642	0
36.	1:52'11.527	2'17.595 (15)	37.740	22.836	50.475	26.544	206.682	0
37.	1:54'27.979	2'16.452 (3)	37.966	22.760	50.380	25.346	207.170	0
38.	1:56'44.872	2'16.893 (7)	37.904	22.763	50.378	25.848	210.144	0
39.	1:59'01.850	2'16.978 (9)	37.888	22.845	50.823	25.422	210.647	0
40.	2:01'17.883	B 2'16.033 (1)	37.852	22.898	50.407	24.876	210.144	0



Round 3

2024 SUZUKA CLUBMAN RACE



Organized by **ARC-SMSC**

Minutes Endurance Challenge

MEC120 決勝

2024 / 6 / 16 :

SUZUKA CIRCUIT
Full Course 4-Wheels(5,807m)

個別ラップ表

Weather :Fine

Track :Dry

No	87	Best Time	2'15.464	154.323 km/h
Name	阪/下野	Total Time	2:02'02.852	40 Laps
Team	DrDry☆vGranz	Average Lap Time	3'04.106	
Type	v.Granz	Today's Rank	2 / 22	
		Today's Top Time	2'15.280	154.533 km/h

No	87 (Driver1)	Best Time		km/h
Name	阪 直純	Total Time		Laps
Team	DrDry☆vGranz	Average Lap Time		
Type	v.Granz	Today's Rank		
		Today's Top Time		km/h

No	87 (Driver2)	Best Time		km/h
Name	下野 璃央	Total Time		Laps
Team	DrDry☆vGranz	Average Lap Time		
Type	v.Granz	Today's Rank		
		Today's Top Time		km/h

Lap	Passing Time	Lap Time	Sec1	Sec2	Sec3	Sec4	km/h	Driver No
			41.791	23.720	51.150	26.057	202.396	0
1.	2'22.718							
2.	4'39.496	2'16.778 (5)	37.957	23.001	50.426	25.394	208.152	0
3.	6'56.738	2'17.242 (7)	38.183	23.053	50.649	25.357	205.714	0
4.	9'14.649	2'17.911 (10)	38.713	23.301	50.477	25.420	206.682	0
5.	11'32.660	2'18.011 (12)	38.720	23.144	50.614	25.533	206.682	0
6.	13'50.165	2'17.505 (9)	38.470	23.080	50.441	25.514	205.714	0
7.	16'08.656	2'18.491 (14)	38.859	23.270	50.691	25.671	206.682	0
8.	18'46.317	2'37.661 (24)	40.899	25.632	1'00.687	30.443	172.574	0
9.	22'58.308	4'11.991 (30)	42.987	36.653	1'51.083	1'01.268	57.374	0
10.	27'14.020	4'15.712 (31)	1'33.753	44.539	1'16.751	40.669	137.896	0
11.	29'59.130	2'45.110 (25)	40.431	28.356	59.528	36.795	174.286	0
12.	34'10.845	4'11.715 (29)	51.917	31.816	1'45.883	1'02.099	68.358	0
13.	38'43.640	4'32.795 (36)	1'33.794	52.858	1'33.342	32.801	122.000	0
14.	41'02.018	2'18.378 (13)	38.846	23.202	50.665	25.665	207.660	0
15.	43'20.934	2'18.916 (16)	38.866	23.366	51.079	25.605	203.333	0
16.	45'39.540	2'18.606 (15)	38.567	23.495	50.873	25.671	203.805	0
17.	48'04.232	Pit						
18.	53'40.914	2'24.692 (22)	38.768	23.419	50.737	31.768	206.197	0
19.	56'17.846	5'36.682 (38)	3'57.243	23.383	50.748	25.308	205.714	0
20.	1:00'07.539	2'36.932 (23)	37.942	23.109	1'03.195	32.686	163.271	0
21.	1:04'31.143	3'49.693 (28)	53.560	28.722	1'31.015	56.396	87.229	0
22.	1:06'50.123	4'23.604 (33)	1'23.884	51.758	1'34.537	33.425	133.495	0
23.	1:09'09.268	2'18.980 (17)	39.206	23.076	50.227	26.471	211.154	0
		2'19.145 (19)	38.403	23.714	51.835	25.193	207.170	0



Round 3

2024 SUZUKA CLUBMAN RACE

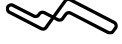
Organized by **ARC-SMSC**



Minutes Endurance Challenge

MEC120 決勝

2024 / 6 / 16 :



SUZUKA CIRCUIT

個別ラップ表

Weather :Fine

Track :Dry

Full Course 4-Wheels(5,807m)

Lap	Passing Time	Lap Time	Sec1	Sec2	Sec3	Sec4	km/h	Driver No
		2'16.807 (6)	37.761	23.688	50.270	25.088	205.234	0
24.	1:11'26.075	B 2'15.464 (1)	37.592	22.819	50.192	24.861	208.152	0
25.	1:13'41.539	2'16.160 (3)	37.559	22.819	50.589	25.193	207.660	0
26.	1:15'57.699	2'16.046 (2)	37.717	22.819	50.554	24.956	207.660	0
27.	1:18'13.745	2'51.664 (26)	42.148	27.902	1'07.503	34.111	143.529	0
28.	1:21'05.409	2'59.657 (27)	52.020	30.543	1'04.225	32.869	151.188	0
29.	1:24'05.066	5'09.233 (37)	1'21.717	41.502	2'05.114	1'00.900	44.702	0
30.	1:29'14.299	4'29.344 (35)	1'16.698	49.438	1'38.101	45.107	78.639	0
31.	1:33'43.643	4'19.207 (32)	53.152	46.373	1'42.658	57.024	74.189	0
32.	1:38'02.850	4'28.278 (34)	1'22.430	45.403	1'38.627	41.818	78.639	0
33.	1:42'31.128	2'17.930 (11)	38.941	23.246	50.440	25.303	210.647	0
34.	1:44'49.058	2'16.313 (4)	37.882	23.115	50.393	24.923	210.144	0
35.	1:47'05.371	2'17.380 (8)	38.235	23.073	50.116	25.956	213.723	0
36.	1:49'22.751	2'22.869 (21)	37.998	23.789	50.607	30.475	204.755	0
37.	1:51'45.620	Pit						
		5'37.579 (39)	3'56.467	23.907	51.214	25.991	204.755	0
38.	1:57'23.199	2'19.121 (18)	38.550	23.623	51.054	25.894	205.714	0
39.	1:59'42.320	2'20.532 (20)	39.196	23.813	51.621	25.902	204.755	0
40.	2:02'02.852							



Round 3

2024 SUZUKA CLUBMAN RACE

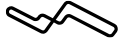


Organized by **ARC-SMSC**

Minutes Endurance Challenge

MEC120 決勝

2024 / 6 / 16 :



SUZUKA CIRCUIT

個別ラップ表

Weather :Fine

Full Course 4-Wheels(5,807m)

Track :Dry

No	88	Best Time	2'19.112	150.276 km/h
Name	山本/CHUNG	Total Time	2:01'43.015	34 Laps
Team	K-one with CALLA	Average Lap Time	3'36.592	
Type	v.Granz	Today's Rank	18 / 22	
		Today's Top Time	2'15.280	154.533 km/h

No	88 (Driver1)	Best Time		km/h
Name	山本 恭平	Total Time		Laps
Team	K-one with CALLA	Average Lap Time		
Type	v.Granz	Today's Rank		
		Today's Top Time		km/h

No	88 (Driver2)	Best Time		km/h
Name	CHUNG ADRIAN	Total Time		Laps
Team	K-one with CALLA	Average Lap Time		
Type	v.Granz	Today's Rank		
		Today's Top Time		km/h

Lap	Passing Time	Lap Time	Sec1	Sec2	Sec3	Sec4	km/h	Driver No
			48.083	26.710	53.792	26.870	203.333	0
1.	2'35.455							
2.	5'00.480	2'25.025 (12)	40.442	24.778	53.017	26.788	202.396	0
3.	7'25.228	2'24.748 (10)	40.565	24.449	52.912	26.822	199.636	0
4.	9'50.050	2'24.822 (11)	40.467	24.322	53.333	26.700	201.007	0
5.	12'14.779	2'24.729 (9)	41.170	24.272	52.409	26.878	202.864	0
6.	14'37.754	2'22.975 (8)	40.373	24.161	52.102	26.339	201.931	0
7.	17'06.546	2'28.792 (16)	40.902	24.306	55.622	27.962	196.071	0
8.	19'33.840	2'27.294 (14)	41.641	24.955	53.447	27.251	199.636	0
9.	23'19.352	3'45.512 (24)	41.302	24.669	1'38.319	1'01.222	59.512	0
10.	37'13.277	13'53.925 (33)	1'31.154	44.784	1'15.699	10'22.288	203.333	0
		Pit						
11.	48'42.189	11'28.912 (32)	9'38.989	25.933	54.991	28.999	199.636	0
12.	51'12.428	2'30.239 (17)	42.250	25.209	54.996	27.784	198.284	0
13.	53'40.068	2'27.640 (15)	41.825	24.909	53.326	27.580	201.007	0
14.	56'20.200	2'40.132 (19)	43.353	26.155	58.135	32.489	163.271	0
15.	1:00'08.305	3'48.105 (25)	55.288	27.297	1'29.928	55.592	87.143	0
16.	1:04'38.900	4'30.595 (29)	1'24.462	51.930	1'34.370	39.833	147.879	0
		Pit						
17.	1:10'21.788	5'42.888 (31)	4'00.595	24.554	51.427	26.312	202.396	0
18.	1:12'43.874	2'22.086 (6)	39.007	23.294	51.228	28.557	203.333	0
19.	1:15'02.986	B 2'19.112 (1)	39.005	23.297	51.084	25.726	206.682	0
20.	1:17'22.131	2'19.145 (2)	38.853	23.263	51.049	25.980	209.143	0
21.	1:20'04.185	2'42.054 (22)	39.103	27.023	1'04.245	31.683	158.270	0
22.	1:23'36.231	3'32.046 (23)	43.360	27.776	1'27.257	53.653	63.377	0
23.	1:28'50.386	5'14.155 (30)	1'25.764	48.222	2'01.666	58.503	37.846	0



Round 3

2024 SUZUKA CLUBMAN RACE

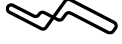
Organized by **ARC-SMSC**



Minutes Endurance Challenge

MEC120 決勝

2024 / 6 / 16 :



SUZUKA CIRCUIT

Full Course 4-Wheels(5,807m)

個別ラップ表

Weather :Fine

Track :Dry

Lap	Passing Time	Lap Time	Sec1	Sec2	Sec3	Sec4	km/h	Driver No
24.	1:33'17.345	4'26.959 (28)	1'12.645	53.066	1'41.641	39.607	63.514	0
25.	1:35'58.513	2'41.168 (21)	45.224	25.456	1'00.943	29.545	174.980	0
26.	1:38'39.313	2'40.800 (20)	45.135	25.924	56.782	32.959	175.329	0
27.	1:42'57.726	4'18.413 (26)	1'17.373	47.330	1'37.922	35.788	111.049	0
28.	1:45'17.954	2'20.228 (3)	39.222	23.445	51.967	25.594	209.143	0
29.	1:47'38.819	2'20.865 (5)	38.945	23.560	51.845	26.515	202.864	0
30.	1:49'59.374	2'20.555 (4)	38.920	23.549	51.521	26.565	200.091	0
31.	1:52'30.398	2'31.024 (18)	38.572	31.785	54.349	26.318	202.864	0
32.	1:54'52.796	2'22.398 (7)	40.330	24.460	51.590	26.018	205.714	0
33.	1:57'18.710	Pit 2'25.914 (13)	39.439	23.726	51.633	31.116	205.234	0
34.	2:01'43.015	4'24.305 (27)	2'35.466	26.433	54.433	27.973	202.864	0



2024 SUZUKA CLUBMAN RACE



Organized by **ARC-SMSC**

Minutes Endurance Challenge

MEC120 決勝

2024 / 6 / 16 :

SUZUKA CIRCUIT
Full Course 4-Wheels(5,807m)

個別ラップ表

Weather :Fine
Track :Dry

No	102	Best Time	2'20.307	148.996 km/h
Name	大原/甲野/長島	Total Time	2:03'17.635	39 Laps
Team	アイフォア神戸 v.Granz	Average Lap Time	3'08.436	
Type	v.Granz	Today's Rank	20 / 22	
		Today's Top Time	2'15.280	154.533 km/h

No	102 (Driver1)	Best Time	km/h
Name	大原 学	Total Time	Laps
Team	アイフォア神戸 v.Granz	Average Lap Time	
Type	v.Granz	Today's Rank	
		Today's Top Time	km/h

No	102 (Driver2)	Best Time	km/h
Name	甲野 将哉	Total Time	Laps
Team	アイフォア神戸 v.Granz	Average Lap Time	
Type	v.Granz	Today's Rank	
		Today's Top Time	km/h

No	102 (Driver3)	Best Time	km/h
Name	長島 正明	Total Time	Laps
Team	アイフォア神戸 v.Granz	Average Lap Time	
Type	v.Granz	Today's Rank	
		Today's Top Time	km/h

Lap	Passing Time	Lap Time	Sec1	Sec2	Sec3	Sec4	km/h	Driver No
1.	3'57.061 Pit		47.541	26.046	2'10.061	33.413	193.907	0
2.	7'39.750	3'42.689 (29)	1'57.962	24.549	53.317	26.861	195.635	0
3.	10'02.235	2'22.485 (8)	39.858	23.659	52.340	26.628	196.951	0
4.	12'25.978	2'23.743 (13)	39.782	23.864	53.331	26.766	196.951	0
5.	14'48.960	2'22.982 (11)	39.900	24.219	52.430	26.433	198.733	0
6.	17'18.119	2'29.159 (19)	39.881	24.733	57.146	27.399	196.071	0
7.	19'43.458	2'25.339 (16)	40.039	24.531	53.500	27.269	197.393	0
8.	23'19.797	3'36.339 (27)	39.899	24.277	1'31.608	1'00.555	54.256	0
9.	27'31.589	4'11.792 (32)	1'31.308	44.533	1'16.218	39.733	201.007	0
10.	30'38.933	3'07.344 (24)	40.665	27.087	59.801	59.791	189.310	0
11.	34'37.311	3'58.378 (31)	45.879	26.417	1'39.730	1'06.352	95.271	0
12.	38'58.392	4'21.081 (33)	1'25.616	52.468	1'34.020	28.977	194.336	0
13.	41'24.937	2'26.545 (17)	40.572	25.496	52.670	27.807	204.755	0
14.	43'47.500	2'22.563 (9)	39.640	24.427	51.974	26.522	199.636	0
15.	46'08.985	2'21.485 (2)	39.154	23.898	52.094	26.339	201.931	0
16.	48'30.859	2'21.874 (3)	39.723	23.644	51.893	26.614	204.279	0
17.	50'53.272	2'22.413 (6)	39.927	24.081	51.960	26.445	201.007	0
18.	53'16.019	2'22.747 (10)	39.244	23.653	52.202	27.648	188.498	0
19.	55'59.953	2'43.934 (21)	39.025	24.045	53.743	47.121	171.563	0
20.	59'55.390	3'55.437 (30)	43.952	26.262	1'48.856	56.367	67.569	0



Round 3

2024 SUZUKA CLUBMAN RACE

Organized by **ARC-SMSC**



Minutes Endurance Challenge

MEC120 決勝

2024 / 6 / 16 :

 **SUZUKA CIRCUIT**
Full Course 4-Wheels(5,807m)

個別ラップ表

Weather :Fine
Track :Dry

Lap	Passing Time	Lap Time	Sec1	Sec2	Sec3	Sec4	km/h	Driver No
21.	1:04'23.116	4'27.726 (34)	1'24.420	50.520	1'37.682	35.104	105.072	0
22.	1:06'50.478	Pit	39.410	24.461	53.336	30.155	195.635	0
23.	1:12'43.757	5'53.279 (38)	4'08.058	24.351	52.364	28.506	201.007	0
24.	1:15'07.180	2'23.423 (12)	40.403	23.935	52.595	26.490	203.805	0
25.	1:17'29.263	2'22.083 (4)	39.213	23.797	52.279	26.794	203.333	0
26.	1:20'14.543	2'45.280 (23)	38.982	28.271	1'06.642	31.385	162.066	0
27.	1:23'44.487	3'29.944 (26)	44.998	28.068	1'22.718	54.160	75.659	0
28.	1:28'56.791	5'12.304 (36)	1'23.537	46.991	2'03.139	58.637	31.439	0
29.	1:33'26.444	4'29.653 (35)	1'11.105	53.935	1'41.782	42.831	62.520	0
30.	1:36'37.354	3'10.910 (25)	54.315	31.609	1'09.939	35.047	136.398	0
31.	1:39'22.390	2'45.036 (22)	45.406	28.137	1'00.837	30.656	170.233	0
32.	1:42'59.163	3'36.773 (28)	43.526	41.187	1'37.990	34.070	119.186	0
33.	1:45'22.976	2'23.813 (14)	40.223	24.220	52.293	27.077	203.333	0
34.	1:47'47.006	2'24.030 (15)	39.808	24.527	53.120	26.575	204.755	0
35.	1:50'23.397	Pit	41.146	25.413	53.194	36.638	202.396	0
36.	1:56'12.615	5'49.218 (37)	4'05.006	23.521	54.474	26.217	201.007	0
37.	1:58'35.066	2'22.451 (7)	40.492	23.835	51.931	26.193	202.864	0
38.	2:00'57.328	2'22.262 (5)	40.104	23.920	52.060	26.178	201.931	0
39.	2:03'17.635	B 2'20.307 (1)	39.343	23.562	51.421	25.981	201.931	0



Round 3

2024 SUZUKA CLUBMAN RACE



Organized by **ARC-SMSC**

Minutes Endurance Challenge

MEC120 決勝

2024 / 6 / 16 :

SUZUKA CIRCUIT

個別ラップ表

Weather :Fine

Full Course 4-Wheels(5,807m)

Track :Dry

No	666	Best Time	2'15.805	153.935 km/h
Name	BANKCY/藤波	Total Time	2:02'34.786	40 Laps
Team	sevenxseven with KF MOTORSPORT	Average Lap Time	3'04.851	
Type	v.Granz	Today's Rank	3 / 22	
		Today's Top Time	2'15.280	154.533 km/h

No	666 (Driver1)	Best Time		km/h
Name	BANKCY	Total Time		Laps
Team	sevenxseven with KF MOTORSPORT	Average Lap Time		
Type	v.Granz	Today's Rank		
		Today's Top Time		km/h

No	666 (Driver2)	Best Time		km/h
Name	藤波 清斗	Total Time		Laps
Team	sevenxseven with KF MOTORSPORT	Average Lap Time		
Type	v.Granz	Today's Rank		
		Today's Top Time		km/h

Lap	Passing Time	Lap Time	Sec1	Sec2	Sec3	Sec4	km/h	Driver No	
			40.500	24.272	52.883	27.936	206.197	0	
1.	2'25.591		39.152	23.198	50.701	26.243	209.642	0	
2.	4'44.885	2'19.294 (10)	38.863	23.374	50.861	25.684	204.755	0	
3.	7'03.667	2'18.782 (9)	38.643	23.130	51.099	25.743	205.234	0	
4.	9'22.282	2'18.615 (8)	38.642	23.686	51.450	25.768	203.805	0	
5.	11'41.828	2'19.546 (11)	38.716	23.665	51.128	26.157	204.279	0	
6.	14'01.494	2'19.666 (13)	38.840	23.376	51.241	27.219	205.234	0	
7.	16'22.170	2'20.676 (18)	42.959	27.497	57.518	30.928	185.708	0	
8.	19'01.072	2'38.902 (24)	45.979	26.940	1'47.364	1'02.272	43.335	0	
9.	23'03.627	4'02.555 (29)	1'32.393	44.364	1'18.041	38.767	175.329	0	
10.	27'17.192	4'13.565 (32)	39.826	26.511	59.190	37.248	167.634	0	
11.	29'59.967	2'42.775 (25)	52.131	31.484	1'46.711	1'01.025	67.673	0	
12.	34'11.318	4'11.351 (31)	1'34.646	52.162	1'34.122	32.129	150.669	0	
13.	38'44.377	4'33.059 (35)	39.483	23.729	51.592	25.918	206.197	0	
14.	41'05.099	2'20.722 (19)	38.966	23.775	51.562	31.732	206.197	0	
15.	43'31.134	Pit	5'35.566 (38)	3'56.118	23.338	50.597	25.513	207.170	0
16.	49'06.700	2'16.531 (3)	38.078	22.672	50.222	25.559	207.660	0	
17.	51'23.231	2'16.901 (4)	38.128	23.004	50.317	25.452	206.682	0	
18.	53'40.132	2'37.017 (22)	37.613	22.817	1'03.536	33.051	173.597	0	
19.	56'17.149	3'49.693 (28)	53.446	28.961	1'31.090	56.196	84.138	0	
20.	1:00'06.842	4'23.996 (34)	1'23.850	51.124	1'35.182	33.840	121.326	0	
21.	1:04'30.838	2'17.998 (6)	38.913	22.925	50.200	25.960	211.154	0	
22.	1:06'48.836	2'17.131 (5)	37.827	23.529	50.305	25.470	212.174	0	
23.	1:09'05.967								



Round 3

2024 SUZUKA CLUBMAN RACE

Organized by **ARC-SMSC**



Minutes Endurance Challenge

MEC120 決勝

2024 / 6 / 16 :

 **SUZUKA CIRCUIT**
Full Course 4-Wheels(5,807m)

個別ラップ表

Weather :Fine
Track :Dry

Lap	Passing Time	Lap Time	Sec1	Sec2	Sec3	Sec4	km/h	Driver No
		2'15.993 (2)	37.653	22.702	50.429	25.209	207.170	0
24.	1:11'21.960	B 2'15.805 (1)	37.700	22.690	50.384	25.031	210.144	0
25.	1:13'37.765	2'20.317 (16)	37.647	22.772	50.558	29.340	210.144	0
26.	1:15'58.082	Pit						
27.	1:18'50.161	2'52.079 (26)	59.204	22.825	51.666	38.384	166.996	0
28.	1:23'05.238	4'15.077 (33)	57.004	33.659	1'45.541	58.873	66.395	0
29.	1:28'18.608	5'13.370 (37)	1'26.075	50.434	1'59.492	57.369	70.782	0
30.	1:32'25.392	4'06.784 (30)	1'21.258	45.790	1'29.435	30.301	171.563	0
31.	1:35'02.988	2'37.596 (23)	44.152	26.459	1'00.703	26.282	207.170	0
32.	1:38'10.249	3'07.261 (27)	38.389	23.384	1'08.337	57.151	71.589	0
33.	1:42'43.639	4'33.390 (36)	1'22.720	45.175	1'38.165	47.330	76.250	0
34.	1:48'34.783	Pit						
35.	1:50'54.716	5'51.144 (39)	4'08.665	23.537	52.165	26.777	206.197	0
36.	1:53'15.329	2'19.933 (15)	38.786	23.621	51.881	25.645	207.660	0
37.	1:55'35.013	2'20.613 (17)	39.375	23.902	51.552	25.784	205.714	0
38.	1:57'56.576	2'19.684 (14)	38.709	23.533	51.505	25.937	209.143	0
39.	2:00'16.225	2'21.563 (20)	40.090	24.603	51.201	25.669	207.170	0
40.	2:02'34.786	2'19.649 (12)	38.988	23.487	51.443	25.731	207.660	0
		2'18.561 (7)	38.677	23.296	50.836	25.752	209.143	0



Round 3

2024 SUZUKA CLUBMAN RACE



Organized by **ARC-SMSC**

Minutes Endurance Challenge

MEC120 決勝

2024 / 6 / 16 :



SUZUKA CIRCUIT

個別ラップ表

Weather :Fine

Track :Dry

Full Course 4-Wheels(5,807m)

No	719	Best Time	2'16.495	153.157 km/h
Name	臼井/山崎/小松	Total Time	2:02'17.072	39 Laps
Team	イッちゃん	Average Lap Time	3'08.880	
Type	v.Granz	Today's Rank	6 / 22	
		Today's Top Time	2'15.280	154.533 km/h

No	719 (Driver1)	Best Time		km/h
Name	臼井 卓士	Total Time		Laps
Team	イッちゃん	Average Lap Time		
Type	v.Granz	Today's Rank		
		Today's Top Time		km/h

No	719 (Driver2)	Best Time		km/h
Name	山崎 学	Total Time		Laps
Team	イッちゃん	Average Lap Time		
Type	v.Granz	Today's Rank		
		Today's Top Time		km/h

No	719 (Driver3)	Best Time		km/h
Name	小松 響	Total Time		Laps
Team	イッちゃん	Average Lap Time		
Type	v.Granz	Today's Rank		
		Today's Top Time		km/h

Lap	Passing Time	Lap Time	Sec1	Sec2	Sec3	Sec4	km/h	Driver No
1.	2'39.624		47.082	29.228	55.295	28.019	200.548	0
2.	5'13.776	2'34.152 (16)	43.113	26.763	55.426	28.850	197.393	0
3.	7'51.095	2'37.319 (17)	44.659	27.131	56.579	28.950	197.838	0
4.	10'32.219	2'41.124 (20)	44.388	27.199	1'01.190	28.347	199.636	0
5.	13'09.739	2'37.520 (18)	44.745	27.700	56.184	28.891	201.007	0
6.	15'52.402	2'42.663 (22)	45.800	29.149	58.036	29.678	199.184	0
7.	18'37.212	2'44.810 (23)	45.889	28.533	59.296	31.092	196.071	0
8.	21'34.598	2'57.386 (25)	46.116	36.329	1'04.707	30.234	198.733	0
9.	24'16.135	2'41.537 (21)	46.057	28.285	57.321	29.874	199.184	0
10.	27'49.024	3'32.889 (28)	55.022	59.365	1'02.955	35.547	202.864	0
11.	31'04.214	3'15.190 (27)	46.839	29.215	58.616	1'00.520	181.488	0
12.	35'08.995	4'04.781 (31)	48.389	28.369	1'37.295	1'10.728	97.926	0
13.	39'23.398	4'14.403 (32)	1'19.255	50.960	1'34.073	30.115	184.538	0
14.	42'10.905	2'47.507 (24)	46.115	28.187	57.194	36.011	200.548	0
15.	49'26.066	7'15.161 (38)	5'34.041	23.778	51.312	26.030	203.333	0
16.	51'45.298	2'19.232 (7)	38.892	23.460	51.039	25.841	203.333	0
17.	54'06.113	2'20.815 (10)	38.208	25.571	51.198	25.838	203.333	0
18.	56'35.913	2'29.800 (15)	38.740	23.975	59.177	27.908	166.049	0
19.	1:00'15.024	3'39.111 (29)	45.256	27.225	1'29.973	56.657	83.817	0
20.	1:04'36.326	4'21.302 (34)	1'25.127	50.807	1'32.779	32.589	173.597	0



Round 3

2024 SUZUKA CLUBMAN RACE

Organized by **ARC-SMSC**



Minutes Endurance Challenge

MEC120 決勝

2024 / 6 / 16 :

 **SUZUKA CIRCUIT**
Full Course 4-Wheels(5,807m)

個別ラップ表

Weather :Fine
Track :Dry

Lap	Passing Time	Lap Time	Sec1	Sec2	Sec3	Sec4	km/h	Driver No
21.	1:07'02.518	2'26.192 (13)	42.293	25.094	52.747	26.058	209.143	0
22.	1:09'22.803	2'20.285 (8)	39.477	23.434	51.447	25.927	206.197	0
23.	1:11'44.262	2'21.459 (12)	39.288	24.226	51.634	26.311	211.663	0
24.	1:14'05.654	2'21.392 (11)	40.037	23.897	51.548	25.910	207.170	0
25.	1:16'26.133	2'20.479 (9)	39.170	23.442	51.891	25.976	207.170	0
26.	1:18'53.115	2'26.982 (14)	38.736	23.636	52.671	31.939	205.234	0
27.	1:23'08.691	4'15.576 (33)	56.033	33.826	1'47.250	58.467	66.344	0
28.	1:28'23.093	5'14.402 (36)	1'25.464	50.833	2'00.188	57.917	65.115	0
29.	1:32'27.601	4'04.508 (30)	1'19.799	46.185	1'31.041	27.483	196.071	0
30.	1:35'07.385	2'39.784 (19)	43.580	27.471	1'02.285	26.448	209.143	0
31.	1:38'13.274	3'05.889 (26)	38.885	23.973	1'06.760	56.271	65.260	0
32.	1:42'49.595	Pit 4'36.321 (35)	1'22.580	44.820	1'38.607	50.314	86.884	0
33.	1:48'33.899	5'44.304 (37)	4'03.363	23.154	52.142	25.645	211.154	0
34.	1:50'51.127	2'17.228 (4)	37.905	22.905	50.799	25.619	207.660	0
35.	1:53'08.546	2'17.419 (5)	38.033	23.056	51.036	25.294	205.234	0
36.	1:55'26.518	2'17.972 (6)	38.131	23.250	50.966	25.625	210.647	0
37.	1:57'43.583	2'17.065 (3)	38.182	22.852	50.920	25.111	207.660	0
38.	2:00'00.078	B 2'16.495 (1)	38.044	22.789	50.664	24.998	206.682	0
39.	2:02'17.072	2'16.994 (2)	38.131	23.083	50.726	25.054	206.197	0



Round 3

2024 SUZUKA CLUBMAN RACE



Organized by **ARC-SMSC**

Minutes Endurance Challenge

MEC120 決勝

2024 / 6 / 16 :



SUZUKA CIRCUIT

個別ラップ表

Weather :Fine

Track :Dry

Full Course 4-Wheels(5,807m)

No	777	Best Time	2'15.280	154.533 km/h
Name	渡会/山口	Total Time	1:16'12.826	26 Laps
Team	sevenxseven with KF MOTORSPORT	Average Lap Time	2'57.448	
Type	v.Granz	Today's Rank	1 / 22	
		Today's Top Time	2'15.280	154.533 km/h

No	777 (Driver1)	Best Time		km/h
Name	渡会 太一	Total Time		Laps
Team	sevenxseven with KF MOTORSPORT	Average Lap Time		
Type	v.Granz	Today's Rank		
		Today's Top Time		km/h

No	777 (Driver2)	Best Time		km/h
Name	山口 礼	Total Time		Laps
Team	sevenxseven with KF MOTORSPORT	Average Lap Time		
Type	v.Granz	Today's Rank		
		Today's Top Time		km/h

Lap	Passing Time	Lap Time	Sec1	Sec2	Sec3	Sec4	km/h	Driver No
			38.779	22.408	50.483	24.941	201.931	0
1.	2'16.611	B 2'15.280 (1)	37.640	22.457	50.299	24.884	202.864	0
2.	4'31.891	2'15.561 (2)	37.871	22.438	50.251	25.001	203.333	0
3.	6'47.452	2'16.043 (5)	37.956	22.621	50.366	25.100	202.864	0
4.	9'03.495	2'16.558 (8)	38.008	22.809	50.489	25.252	202.864	0
5.	11'20.053	2'16.293 (7)	38.115	22.661	50.337	25.180	204.279	0
6.	13'36.346	2'19.094 (11)	39.362	22.740	50.292	26.700	208.646	0
7.	15'55.440	2'43.876 (18)	47.149	27.520	58.765	30.442	176.740	0
8.	18'39.316	4'14.971 (21)	45.365	37.256	1'50.039	1'02.311	61.513	0
9.	22'54.287	4'17.585 (22)	1'33.358	45.170	1'16.325	42.732	126.026	0
10.	27'11.872	2'42.901 (17)	38.494	29.427	59.852	35.128	171.898	0
11.	29'54.773	4'12.491 (20)	52.715	31.434	1'46.572	1'01.770	68.571	0
12.	34'07.264	4'33.427 (24)	1'33.075	53.462	1'34.251	32.639	118.703	0
13.	38'40.691	2'15.928 (3)	38.003	22.555	50.335	25.035	203.805	0
14.	40'56.619	2'16.213 (6)	37.955	22.778	50.476	25.004	203.333	0
15.	43'12.832	2'16.621 (9)	38.126	22.744	50.640	25.111	203.805	0
16.	45'29.453	2'15.999 (4)	37.936	22.718	50.375	24.970	205.234	0
17.	47'45.452	2'24.061 (16)	37.995	22.730	53.172	30.164	181.863	0
18.	50'09.513	Pit						
19.	56'32.315	6'22.802 (25)	4'24.031	27.185	1'02.717	28.869	185.316	0
20.	1:00'11.266	3'38.951 (19)	46.131	27.108	1'29.717	55.995	84.299	0
21.	1:04'34.692	4'23.426 (23)	1'24.273	51.781	1'33.904	33.468	160.879	0
22.	1:06'55.920	2'21.228 (15)	39.476	24.166	52.002	25.584	209.143	0
23.	1:09'16.091	2'20.171 (14)	39.211	24.003	50.886	26.071	211.154	0



Round 3

2024 SUZUKA CLUBMAN RACE

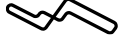
Organized by **ARC-SMSC**



Minutes Endurance Challenge

MEC120 決勝

2024 / 6 / 16 :



SUZUKA CIRCUIT

Full Course 4-Wheels(5,807m)

個別ラップ表

Weather :Fine

Track :Dry

Lap	Passing Time	Lap Time	Sec1	Sec2	Sec3	Sec4	km/h	Driver No
24.	1:11'35.880	2'19.789 (13)	38.802	23.313	50.833	26.841	208.646	0
25.	1:13'55.179	2'19.299 (12)	38.438	24.511	51.056	25.294	207.170	0
26.	1:16'12.826	2'17.647 (10)	38.295	23.133	50.823	25.396	208.152	0



Round 3

2024 SUZUKA CLUBMAN RACE



Organized by **ARC-SMSC**

Minutes Endurance Challenge

MEC120 決勝

2024 / 6 / 16 :



SUZUKA CIRCUIT

個別ラップ表

Weather :Fine

Track :Dry

Full Course 4-Wheels(5,807m)

No	2	Best Time	2'26.656	142.546 km/h
Name	GAMISAN/HIROBON	Total Time	2:03'32.522	39 Laps
Team	サンスクリエイト&HIROTEX	Average Lap Time	3'10.447	
Type	VITA-01	Today's Rank	2 / 26	
		Today's Top Time	2'26.391	142.804 km/h

No	2 (Driver1)	Best Time		km/h
Name	GAMISAN	Total Time		Laps
Team	サンスクリエイト&HIROTEX	Average Lap Time		
Type	VITA-01	Today's Rank		
		Today's Top Time		km/h

No	2 (Driver2)	Best Time		km/h
Name	HIROBON	Total Time		Laps
Team	サンスクリエイト&HIROTEX	Average Lap Time		
Type	VITA-01	Today's Rank		
		Today's Top Time		km/h

Lap	Passing Time	Lap Time	Sec1	Sec2	Sec3	Sec4	km/h	Driver No
			1'07.441	25.115	55.353	27.591	188.094	0
1.	2'55.500							
2.	5'25.216	2'29.716 (16)	41.514	25.139	55.344	27.719	184.151	0
3.	7'54.554	2'29.338 (14)	41.211	25.115	55.315	27.697	183.766	0
4.	10'27.325	2'32.771 (21)	41.386	26.923	56.128	28.334	188.498	0
5.	12'56.724	2'29.399 (15)	41.689	25.049	55.341	27.320	186.497	0
6.	15'25.125	2'28.401 (12)	40.918	24.827	55.223	27.433	186.497	0
7.	17'58.900	2'33.775 (22)	41.387	26.591	56.983	28.814	174.632	0
8.	21'08.236	3'09.336 (26)	1'04.848	37.581	57.827	29.080	165.113	0
9.	23'48.567	2'40.331 (24)	43.965	27.556	58.906	29.904	168.923	0
10.	27'37.844	3'49.277 (28)	1'10.006	47.000	1'13.919	38.352	186.497	0
11.	30'48.370	3'10.526 (27)	43.967	30.333	57.762	58.464	161.174	0
12.	34'49.839	4'01.469 (29)	50.531	26.934	1'35.061	1'08.943	63.514	0
13.	39'15.649	Pit 4'25.810 (32)	1'23.275	50.612	1'36.203	35.720	181.488	0
14.	45'02.015	5'46.366 (37)	3'58.923	24.741	55.239	27.463	184.926	0
15.	47'30.795	2'28.780 (13)	41.245	24.737	55.340	27.458	183.766	0
16.	49'59.055	2'28.260 (10)	40.987	24.672	55.271	27.330	184.538	0
17.	52'27.433	2'28.378 (11)	40.875	24.809	55.372	27.322	184.151	0
18.	54'55.406	2'27.973 (7)	40.778	24.815	55.112	27.268	185.708	0
19.	59'35.153	4'39.747 (35)	1'02.745	50.244	1'51.258	55.500	72.836	0
20.	1:04'11.564	4'36.411 (34)	1'28.144	48.460	1'42.204	37.603	104.199	0
21.	1:06'39.116	2'27.552 (4)	41.147	24.500	54.663	27.242	192.210	0
22.	1:09'06.228	2'27.112 (3)	40.613	24.543	54.958	26.998	190.130	0
23.	1:11'32.884	B 2'26.656 (1)	40.462	24.653	54.617	26.924	192.210	0



Round 3

2024 SUZUKA CLUBMAN RACE

Organized by **ARC-SMSC**



Minutes Endurance Challenge

MEC120 決勝

2024 / 6 / 16 :



SUZUKA CIRCUIT

Full Course 4-Wheels(5,807m)

個別ラップ表

Weather :Fine

Track :Dry

Lap	Passing Time	Lap Time	Sec1	Sec2	Sec3	Sec4	km/h	Driver No
24.	1:14'01.018	2'28.134 (9)	40.502	25.502	55.139	26.991	192.210	0
25.	1:16'27.970	2'26.952 (2)	40.389	24.654	54.885	27.024	193.055	0
26.	1:18'55.981	2'28.011 (8)	40.407	24.528	55.039	28.037	190.130	0
27.	1:23'10.413	4'14.432 (30)	54.320	34.182	1'48.328	57.602	58.677	0
28.	1:28'25.490	5'15.077 (36)	1'26.328	51.187	2'00.315	57.247	61.427	0
29.	1:32'55.320	4'29.830 (33)	1'19.858	45.934	1'45.500	38.538	83.578	0
30.	1:35'29.545	2'34.225 (23)	41.820	25.338	57.422	29.645	179.265	0
31.	1:38'17.400	2'47.855 (25)	42.857	25.673	57.452	41.873	180.000	0
32.	1:42'43.192	4'25.792 (31)	1'20.608	45.119	1'38.273	41.792	90.932	0
33.	1:45'10.832	2'27.640 (5)	40.770	24.692	55.093	27.085	190.130	0
34.	1:47'38.741	2'27.909 (6)	40.685	24.813	55.141	27.270	193.480	0
35.	1:50'10.617	2'31.876 (20)	40.907	24.885	54.948	31.136	189.719	0
		Pit						
36.	1:55'58.211	5'47.594 (38)	3'58.899	25.334	55.795	27.566	186.894	0
37.	1:58'29.823	2'31.612 (18)	41.770	25.860	56.207	27.775	186.894	0
38.	2:01'00.829	2'31.006 (17)	41.544	25.513	56.224	27.725	188.903	0
39.	2:03'32.522	2'31.693 (19)	41.368	26.343	56.150	27.832	182.241	0



Round 3

2024 SUZUKA CLUBMAN RACE



Organized by **ARC-SMSC**

Minutes Endurance Challenge

MEC120 決勝

2024 / 6 / 16 :



SUZUKA CIRCUIT

個別ラップ表

Weather :Fine

Full Course 4-Wheels(5,807m)

Track :Dry

No	5	Best Time	2'26.391	142.804 km/h
Name	中里/大賀	Total Time	2:01'27.687	39 Laps
Team	SHINSEI MIDLAND C72	Average Lap Time	3'07.063	
Type	VITA-01	Today's Rank	1 / 26	
		Today's Top Time	2'26.391	142.804 km/h

No	5 (Driver1)	Best Time		km/h
Name	中里 紀夫	Total Time		Laps
Team	SHINSEI MIDLAND C72	Average Lap Time		
Type	VITA-01	Today's Rank		
		Today's Top Time		km/h

No	5 (Driver2)	Best Time		km/h
Name	大賀 裕介	Total Time		Laps
Team	SHINSEI MIDLAND C72	Average Lap Time		
Type	VITA-01	Today's Rank		
		Today's Top Time		km/h

Lap	Passing Time	Lap Time	Sec1	Sec2	Sec3	Sec4	km/h	Driver No
			1'10.722	25.080	55.740	27.715	184.926	0
1.	2'59.257							
2.	5'27.911	2'28.654 (12)	41.027	25.050	54.925	27.652	187.292	0
3.	7'56.250	2'28.339 (9)	40.600	25.359	54.912	27.468	184.151	0
4.	10'24.179	2'27.929 (6)	40.200	25.498	54.990	27.241	184.926	0
5.	12'50.652	2'26.473 (2)	40.279	24.328	54.770	27.096	186.102	0
6.	15'17.043	B 2'26.391 (1)	40.160	24.356	54.770	27.105	186.894	0
7.	17'52.349	2'35.306 (20)	40.907	26.460	58.613	29.326	182.620	0
8.	21'05.179	3'12.830 (28)	1'08.340	35.635	59.010	29.845	179.632	0
9.	23'46.606	2'41.427 (22)	45.157	27.416	59.107	29.747	177.814	0
10.	27'35.043	3'48.437 (31)	1'08.483	47.403	1'14.811	37.740	181.863	0
11.	30'44.179	3'09.136 (26)	41.821	29.782	59.990	57.543	180.741	0
12.	34'45.678	4'01.499 (32)	50.082	27.916	1'33.643	1'09.858	81.560	0
13.	39'05.893	4'20.215 (33)	1'22.487	50.596	1'39.361	27.771	166.996	0
14.	41'34.071	2'28.178 (8)	40.186	24.433	55.315	28.244	185.316	0
15.	44'01.435	2'27.364 (4)	40.930	24.741	54.806	26.887	188.094	0
16.	46'28.907	2'27.472 (5)	40.622	24.801	54.846	27.203	185.316	0
17.	48'55.531	2'26.624 (3)	40.330	24.376	54.763	27.155	186.102	0
18.	51'23.679	2'28.148 (7)	40.816	24.867	55.239	27.226	186.497	0
19.	53'52.030	2'28.351 (10)	41.288	24.550	54.993	27.520	186.894	0
20.	56'30.240	2'38.210 (21)	40.299	26.848	1'01.146	29.917	180.000	0
21.	1:00'09.698	3'39.458 (29)	46.486	28.272	1'29.073	55.627	88.997	0
22.	1:04'40.446	4'30.748 (35)	1'24.554	51.099	1'34.622	40.473	163.575	0
		Pit						
23.	1:10'28.865	5'48.419 (38)	3'58.800	26.075	55.662	27.882	184.538	0



Round 3

2024 SUZUKA CLUBMAN RACE

Organized by **ARC-SMSC**



Minutes Endurance Challenge

MEC120 決勝

2024 / 6 / 16 :

 **SUZUKA CIRCUIT**
Full Course 4-Wheels(5,807m)

個別ラップ表

Weather :Fine
Track :Dry

Lap	Passing Time	Lap Time	Sec1	Sec2	Sec3	Sec4	km/h	Driver No
24.	1:12'57.800	2'28.935 (13)	40.898	25.054	55.288	27.695	186.894	0
25.	1:15'27.138	2'29.338 (14)	41.605	24.803	55.297	27.633	189.310	0
26.	1:17'57.005	2'29.867 (17)	41.508	25.106	55.557	27.696	188.094	0
27.	1:20'50.298	2'53.293 (24)	45.151	30.281	1'03.987	33.874	150.928	0
28.	1:23'55.753	3'05.455 (25)	52.052	30.997	1'06.378	36.028	158.843	0
29.	1:29'08.062	5'12.309 (36)	1'24.896	41.717	2'05.441	1'00.255	31.116	0
30.	1:33'35.654	4'27.592 (34)	1'08.812	53.987	1'40.806	43.987	49.432	0
31.	1:36'46.099	3'10.445 (27)	58.472	31.996	1'03.778	36.199	132.890	0
32.	1:39'33.406	2'47.307 (23)	46.631	28.320	1'00.421	31.935	172.913	0
33.	1:43'13.938	3'40.532 (30)	46.731	36.186	1'36.767	40.848	112.471	0
		Pit						
34.	1:48'57.214	5'43.276 (37)	3'56.508	24.688	55.057	27.023	189.310	0
35.	1:51'26.795	2'29.581 (15)	40.315	24.789	55.477	29.000	193.055	0
36.	1:53'58.823	2'32.028 (19)	41.641	24.894	55.909	29.584	185.708	0
37.	1:56'27.273	2'28.450 (11)	40.789	24.726	55.772	27.163	188.498	0
38.	1:58'56.873	2'29.600 (16)	41.045	25.509	55.252	27.794	189.719	0
39.	2:01'27.687	2'30.814 (18)	41.524	25.455	55.857	27.978	190.130	0



Round 3

2024 SUZUKA CLUBMAN RACE



Organized by **ARC-SMSC**

Minutes Endurance Challenge

MEC120 決勝

2024 / 6 / 16 :



SUZUKA CIRCUIT

個別ラップ表

Weather :Fine

Full Course 4-Wheels(5,807m)

Track :Dry

No	8	Best Time	2'28.148	141.110 km/h
Name	イシカワ/菊池	Total Time	2:01'48.780	38 Laps
Team	東京IRCニルス`vivoVITA	Average Lap Time	3'12.493	
Type	VITA-01	Today's Rank	14 / 26	
		Today's Top Time	2'26.391	142.804 km/h

No	8 (Driver1)	Best Time		km/h
Name	イシカワ ヨシオ	Total Time		Laps
Team	東京IRCニルス`vivoVITA	Average Lap Time		
Type	VITA-01	Today's Rank		
		Today's Top Time		km/h

No	8 (Driver2)	Best Time		km/h
Name	菊池 靖	Total Time		Laps
Team	東京IRCニルス`vivoVITA	Average Lap Time		
Type	VITA-01	Today's Rank		
		Today's Top Time		km/h

Lap	Passing Time	Lap Time	Sec1	Sec2	Sec3	Sec4	km/h	Driver No
			1'17.022	25.813	56.159	27.533	186.102	0
1.	3'06.527							
2.	5'37.678	2'31.151 (11)	41.105	25.745	55.470	28.831	186.894	0
3.	8'08.384	2'30.706 (10)	41.356	25.324	56.088	27.938	186.497	0
4.	10'40.906	2'32.522 (18)	41.658	26.790	56.152	27.922	183.766	0
5.	13'10.964	2'30.058 (7)	41.794	25.307	55.477	27.480	184.151	0
6.	15'41.574	2'30.610 (8)	42.167	24.938	55.704	27.801	182.620	0
7.	18'21.104	2'39.530 (23)	42.473	27.297	1'00.009	29.751	179.632	0
8.	21'17.868	2'56.764 (25)	50.037	38.127	59.203	29.397	178.900	0
9.	23'55.399	2'37.531 (22)	43.449	25.975	58.623	29.484	175.680	0
10.	27'41.889	3'46.490 (29)	1'08.382	58.322	1'03.874	35.912	177.814	0
11.	30'58.719	3'16.830 (26)	45.707	30.152	58.425	1'02.546	182.241	0
12.	35'03.870	4'05.151 (31)	47.378	27.405	1'37.762	1'12.606	90.932	0
13.	39'14.017	4'10.147 (32)	1'18.274	50.437	1'33.853	27.583	181.488	0
14.	41'42.165	B 2'28.148 (1)	41.031	24.930	55.044	27.143	186.894	0
15.	44'11.187	2'29.022 (5)	40.883	24.685	54.997	28.457	187.292	0
16.	46'39.542	2'28.355 (2)	41.018	24.695	55.236	27.406	184.926	0
17.	49'08.241	2'28.699 (3)	41.060	24.835	55.173	27.631	185.316	0
18.	51'37.217	2'28.976 (4)	41.113	24.675	55.812	27.376	191.373	0
19.	54'13.835	2'36.618 (21)	41.265	26.481	55.909	32.963	184.926	0
		Pit						
20.	1:00'40.802	6'26.967 (36)	4'29.041	26.936	58.477	32.513	166.049	0
21.	1:04'43.496	4'02.694 (30)	1'12.902	47.959	1'32.266	29.567	186.497	0
22.	1:07'17.230	2'33.734 (20)	43.157	26.895	56.015	27.667	188.094	0
23.	1:09'48.683	2'31.453 (12)	41.747	25.510	56.351	27.845	186.102	0



2024 SUZUKA CLUBMAN RACE



Organized by **ARC-SMSC**

Minutes Endurance Challenge

MEC120 決勝

2024 / 6 / 16 :

 **SUZUKA CIRCUIT**
Full Course 4-Wheels(5,807m)

個別ラップ表

Weather :Fine
Track :Dry

Lap	Passing Time	Lap Time	Sec1	Sec2	Sec3	Sec4	km/h	Driver No
24.	1:12'18.278	2'29.595 (6)	41.080	25.373	55.423	27.719	187.292	0
25.	1:14'50.333	2'32.055 (15)	42.080	25.974	55.839	28.162	187.692	0
26.	1:17'22.315	2'31.982 (14)	42.740	25.371	56.114	27.757	186.497	0
27.	1:20'09.175	2'46.860 (24)	41.962	29.678	1'02.080	33.140	157.702	0
28.	1:23'41.448	3'32.273 (28)	45.593	27.481	1'23.821	55.378	63.194	0
29.	1:28'53.824	5'12.376 (34)	1'24.598	46.942	2'02.387	58.449	39.179	0
30.	1:33'24.576	4'30.752 (33)	1'12.115	54.038	1'41.482	43.117	61.213	0
31.	1:36'41.764	3'17.188 (27)	53.951	31.661	1'09.575	42.001	149.388	0
32.	1:43'17.437	6'35.673 (37)	4'07.745	26.993	1'18.206	42.729	117.433	0
33.	1:49'09.462	5'52.025 (35)	4'01.929	25.921	56.683	27.492	185.708	0
34.	1:51'41.547	2'32.085 (16)	41.725	25.870	56.014	28.476	184.151	0
35.	1:54'13.653	2'32.106 (17)	42.114	25.250	56.852	27.890	183.766	0
36.	1:56'45.389	2'31.736 (13)	42.531	25.558	55.649	27.998	188.498	0
37.	1:59'18.113	2'32.724 (19)	41.875	25.839	56.857	28.153	186.894	0
38.	2:01'48.780	2'30.667 (9)	41.536	25.254	55.693	28.184	186.894	0



Round 3

2024 SUZUKA CLUBMAN RACE



Organized by **ARC-SMSC**

Minutes Endurance Challenge

MEC120 決勝

2024 / 6 / 16 :



SUZUKA CIRCUIT

個別ラップ表

Weather :Fine

Full Course 4-Wheels(5,807m)

Track :Dry

No	11	Best Time	2'28.055	141.199 km/h
Name	高橋/真田	Total Time	2:01'46.517	37 Laps
Team	リーガルトップwithカレージプラチナ	Average Lap Time	3'17.955	
Type	VITA-01	Today's Rank	13 / 26	
		Today's Top Time	2'26.391	142.804 km/h

No	11 (Driver1)	Best Time		km/h
Name	高橋 裕史	Total Time		Laps
Team	リーガルトップwithカレージプラチナ	Average Lap Time		
Type	VITA-01	Today's Rank		
		Today's Top Time		km/h

No	11 (Driver2)	Best Time		km/h
Name	真田 拓海	Total Time		Laps
Team	リーガルトップwithカレージプラチナ	Average Lap Time		
Type	VITA-01	Today's Rank		
		Today's Top Time		km/h

Lap	Passing Time	Lap Time	Sec1	Sec2	Sec3	Sec4	km/h	Driver No
			1'09.346	25.170	57.089	28.524	184.926	0
1.	3'00.129							
2.	5'28.683	2'28.554 (3)	40.989	24.746	55.108	27.711	190.542	0
3.	7'58.111	2'29.428 (4)	40.787	25.140	55.311	28.190	189.719	0
4.	10'43.056	2'44.945 (19)	41.348	25.034	1'09.734	28.829	185.708	0
5.	13'13.009	2'29.953 (5)	40.792	25.468	55.578	28.115	188.498	0
6.	15'43.668	2'30.659 (6)	42.178	25.343	55.815	27.323	184.538	0
7.	18'22.493	2'38.825 (14)	43.017	26.494	1'00.167	29.147	173.254	0
8.	21'19.561	2'57.068 (22)	50.608	38.831	58.118	29.511	180.741	0
9.	23'57.123	2'37.562 (12)	43.295	26.857	57.603	29.807	183.000	0
10.	27'45.211	3'48.088 (26)	1'08.750	58.848	1'03.754	36.736	181.488	0
11.	30'59.915	3'14.704 (25)	44.050	29.570	58.840	1'02.244	176.032	0
12.	35'05.026	4'05.111 (27)	47.294	27.295	1'38.210	1'12.312	92.756	0
13.	39'14.582	4'09.556 (28)	1'18.619	49.619	1'33.580	27.738	175.329	0
14.	41'42.637	B 2'28.055 (1)	40.897	24.721	55.094	27.343	188.903	0
15.	44'11.132	2'28.495 (2)	40.599	24.717	55.170	28.009	189.310	0
16.	46'43.913	2'32.781 (7)	41.311	24.808	55.349	31.313	186.102	0
17.	52'53.030	Pit 6'09.117 (36)	4'13.336	26.764	58.502	30.515	179.265	0
18.	55'36.672	2'43.642 (18)	43.876	27.585	1'00.717	31.464	156.299	0
19.	59'50.718	4'14.046 (30)	46.092	41.821	1'50.198	55.935	57.638	0
20.	1:04'21.810	4'31.092 (33)	1'26.382	48.759	1'39.592	36.359	124.596	0
21.	1:07'01.641	2'39.831 (16)	44.392	26.079	57.915	31.445	180.000	0
22.	1:09'47.365	2'45.724 (20)	44.402	26.001	58.497	36.824	182.620	0
23.	1:12'48.869	Pit 3'01.504 (23)	1'03.727	26.086	58.973	32.718	182.241	0



Round 3

2024 SUZUKA CLUBMAN RACE

Organized by **ARC-SMSC**



Minutes Endurance Challenge

MEC120 決勝

2024 / 6 / 16 :

 **SUZUKA CIRCUIT**
Full Course 4-Wheels(5,807m)

個別ラップ表

Weather :Fine
Track :Dry

Lap	Passing Time	Lap Time	Sec1	Sec2	Sec3	Sec4	km/h	Driver No
24.	1:15'25.433	2'36.564 (9)	43.069	26.148	58.117	29.230	184.151	0
25.	1:18'06.265	2'40.832 (17)	44.640	25.983	57.653	32.556	181.863	0
26.	1:21'00.790	2'54.525 (21)	46.105	27.748	1'04.756	35.916	159.709	0
27.	1:24'06.399	3'05.609 (24)	52.535	29.872	1'01.504	41.698	179.265	0
28.	1:29'35.005	5'28.606 (34)	3'32.027	27.083	1'00.463	29.033	179.632	0
29.	1:33'47.220	4'12.215 (29)	1'00.756	49.942	1'36.081	45.436	90.463	0
30.	1:38'06.673	4'19.453 (31)	53.655	46.271	1'42.793	56.734	68.625	0
31.	1:42'35.291	4'28.618 (32)	1'22.877	44.859	1'38.703	42.179	79.565	0
32.	1:45'09.191	2'33.900 (8)	40.587	24.781	55.554	32.978	188.903	0
33.	1:51'14.711	6'05.520 (35)	4'11.128	26.941	57.479	29.972	179.632	0
34.	1:53'51.328	2'36.617 (10)	43.391	25.821	58.318	29.087	181.113	0
35.	1:56'30.793	2'39.465 (15)	45.725	26.708	57.838	29.194	183.382	0
36.	1:59'09.271	2'38.478 (13)	44.907	26.179	58.479	28.913	183.382	0
37.	2:01'46.517	2'37.246 (11)	44.520	26.141	57.839	28.746	182.241	0



Round 3

2024 SUZUKA CLUBMAN RACE



Organized by **ARC-SMSC**

Minutes Endurance Challenge

MEC120 決勝

2024 / 6 / 16



SUZUKA CIRCUIT

個別ラップ表

Weather :Fine

Full Course 4-Wheels(5,807m)

Track :Dry

No	18	Best Time	2'28.786	140.505 km/h
Name	桜井/巽	Total Time	2:01'34.427	37 Laps
Team	ClubD'zウエストポイント京都	Average Lap Time	3'16.991	
Type	VITA-01	Today's Rank	19 / 26	
		Today's Top Time	2'26.391	142.804 km/h

No	18 (Driver1)	Best Time		km/h
Name	桜井 貴広	Total Time		Laps
Team	ClubD'zウエストポイント京都	Average Lap Time		
Type	VITA-01	Today's Rank		
		Today's Top Time		km/h

No	18 (Driver2)	Best Time		km/h
Name	巽 雅剛	Total Time		Laps
Team	ClubD'zウエストポイント京都	Average Lap Time		
Type	VITA-01	Today's Rank		
		Today's Top Time		km/h

Lap	Passing Time	Lap Time	Sec1	Sec2	Sec3	Sec4	km/h	Driver No
			1'22.793	26.856	57.349	35.727	183.382	0
1.	3'22.725	Pit						
2.	7'12.881	3'50.156 (25)	1'59.762	25.469	56.329	28.596	186.894	0
3.	9'43.588	2'30.707 (8)	41.481	25.043	56.492	27.691	186.497	0
4.	12'14.926	2'31.338 (12)	41.765	25.435	56.124	28.014	178.900	0
5.	14'45.628	2'30.702 (7)	41.531	25.129	56.330	27.712	181.863	0
6.	17'22.736	2'37.108 (20)	42.262	25.442	1'00.111	29.293	180.741	0
7.	19'58.406	2'35.670 (19)	42.888	26.236	57.562	28.984	179.632	0
8.	23'22.738	3'24.332 (24)	42.407	26.563	1'13.214	1'02.148	49.018	0
9.	27'34.047	4'11.309 (28)	1'30.049	47.632	1'14.345	39.283	183.382	0
10.	30'41.697	3'07.650 (23)	41.714	28.747	59.949	57.240	180.370	0
11.	34'41.790	4'00.093 (27)	49.624	27.282	1'34.260	1'08.927	84.543	0
12.	39'01.963	4'20.173 (29)	1'23.486	51.585	1'36.361	28.741	180.000	0
13.	41'44.248	2'42.285 (21)	41.521	25.297	57.186	38.281	182.620	0
		Pit						
14.	47'36.574	5'52.326 (35)	4'03.646	24.926	55.922	27.832	182.241	0
15.	50'06.946	2'30.372 (6)	41.321	24.760	56.301	27.990	182.620	0
16.	52'38.029	2'31.083 (9)	42.109	25.188	56.273	27.513	184.151	0
17.	55'09.963	2'31.934 (15)	41.549	24.999	56.819	28.567	178.537	0
18.	59'42.108	4'32.145 (32)	52.526	52.117	1'51.102	56.400	59.351	0
19.	1:04'14.733	4'32.625 (33)	1'25.809	49.098	1'41.248	36.470	97.492	0
20.	1:06'45.088	2'30.355 (5)	41.464	24.906	56.204	27.781	184.151	0
21.	1:09'14.457	2'29.369 (3)	41.156	25.202	55.786	27.225	189.310	0
22.	1:11'44.660	2'30.203 (4)	41.454	25.457	55.835	27.457	188.498	0
23.	1:14'13.446	B 2'28.786 (1)	41.001	25.073	55.490	27.222	191.790	0



Round 3

2024 SUZUKA CLUBMAN RACE


Organized by **ARC-SMSC**



Minutes Endurance Challenge

MEC120 決勝

2024 / 6 / 16 :

 **SUZUKA CIRCUIT**
Full Course 4-Wheels(5,807m)

個別ラップ表

Weather :Fine
Track :Dry

Lap	Passing Time	Lap Time	Sec1	Sec2	Sec3	Sec4	km/h	Driver No
24.	1:16'42.724	2'29.278 (2)	41.174	25.153	55.659	27.292	192.210	0
25.	1:19'16.949	2'34.225 (17)	41.351	25.042	59.960	27.872	185.708	0
26.	1:23'16.632	3'59.683 (26)	42.204	30.168	1'50.204	57.107	60.082	0
27.	1:28'33.029	5'16.397 (34)	1'26.821	51.689	2'00.231	57.656	50.599	0
28.	1:33'03.443	4'30.414 (31)	1'18.077	47.328	1'44.425	40.584	78.289	0
29.	1:35'35.035	2'31.592 (14)	41.979	25.267	56.475	27.871	188.094	0
30.	1:38'23.702	2'48.667 (22)	41.595	25.721	57.396	43.955	188.903	0
31.	1:42'53.004	4'29.302 (30)	1'20.428	46.104	1'37.572	45.198	100.850	0
		Pit						
32.	1:48'51.588	5'58.584 (36)	4'08.689	25.652	56.603	27.640	185.708	0
33.	1:51'26.673	2'35.085 (18)	42.697	25.750	56.842	29.796	185.708	0
34.	1:54'00.555	2'33.882 (16)	42.321	25.540	57.292	28.729	186.894	0
35.	1:56'32.142	2'31.587 (13)	42.495	25.329	55.834	27.929	188.903	0
36.	1:59'03.297	2'31.155 (11)	42.300	25.229	55.755	27.871	188.498	0
37.	2:01'34.427	2'31.130 (10)	41.978	25.449	56.085	27.618	187.692	0



Round 3

2024 SUZUKA CLUBMAN RACE



Organized by **ARC-SMSC**

Minutes Endurance Challenge

MEC120 決勝

2024 / 6 / 16 :

SUZUKA CIRCUIT
Full Course 4-Wheels(5,807m)

個別ラップ表

Weather :Fine
Track :Dry

No	22	Best Time	2'27.607	141.627 km/h
Name	佐藤/上野	Total Time	1:51'25.197	34 Laps
Team	恒志堂レーシング CLASS VITA	Average Lap Time	3'17.277	
Type	VITA-01	Today's Rank	8 / 26	
		Today's Top Time	2'26.391	142.804 km/h

No	22 (Driver1)	Best Time		km/h
Name	佐藤 元春	Total Time		Laps
Team	恒志堂レーシング CLASS VITA	Average Lap Time		
Type	VITA-01	Today's Rank		
		Today's Top Time		km/h

No	22 (Driver2)	Best Time		km/h
Name	上野 大哲	Total Time		Laps
Team	恒志堂レーシング CLASS VITA	Average Lap Time		
Type	VITA-01	Today's Rank		
		Today's Top Time		km/h

Lap	Passing Time	Lap Time	Sec1	Sec2	Sec3	Sec4	km/h	Driver No
			1'06.038	24.826	56.513	27.671	184.538	0
1.	2'55.048		42.412	25.241	55.663	28.042	185.708	0
2.	5'26.406	2'31.358 (10)	41.732	25.080	55.602	29.106	184.926	0
3.	7'57.926	2'31.520 (11)	41.236	25.116	1'08.816	28.253	183.000	0
4.	10'41.347	2'43.421 (20)	41.817	25.600	55.590	27.747	189.719	0
5.	13'12.101	2'30.754 (9)	42.873	25.284	56.470	27.523	189.719	0
6.	15'44.251	2'32.150 (12)	43.025	26.770	59.657	29.182	168.276	0
7.	18'22.885	2'38.634 (17)	50.995	40.433	56.541	29.129	174.980	0
8.	21'19.983	2'57.098 (21)	43.479	26.600	57.601	29.898	181.488	0
9.	23'57.561	2'37.578 (15)	1'09.395	58.456	1'03.454	36.497	188.498	0
10.	27'45.363	3'47.802 (24)	45.126	29.385	58.406	1'03.089	169.903	0
11.	31'01.369	3'16.006 (22)	46.431	27.498	1'38.583	1'11.856	101.315	0
12.	35'05.737	4'04.368 (26)	1'18.867	50.213	1'33.926	37.825	183.382	0
13.	39'26.568	Pit	5'15.284	24.734	57.589	27.485	184.926	0
14.	46'31.660	7'05.092 (33)	40.827	24.633	55.228	27.740	184.538	0
15.	49'00.088	2'28.428 (4)	40.748	24.651	55.303	27.282	187.692	0
16.	51'28.072	2'27.984 (2)	40.702	24.829	55.634	27.306	184.538	0
17.	53'56.543	2'28.471 (5)	41.107	25.707	1'03.131	28.446	173.597	0
18.	56'34.934	2'38.391 (16)	45.686	27.248	1'29.934	56.517	83.737	0
19.	1:00'14.319	3'39.385 (23)	1'25.209	50.991	1'32.315	33.270	169.903	0
20.	1:04'36.104	4'21.785 (28)	41.391	25.726	56.041	27.023	189.719	0
21.	1:07'06.285	2'30.181 (8)	41.110	26.130	55.441	27.104	188.498	0
22.	1:09'36.070	2'29.785 (7)	40.859	25.508	55.380	27.095	188.094	0
23.	1:12'04.912	2'28.842 (6)						



Round 3

2024 SUZUKA CLUBMAN RACE



Organized by **ARC-SMSC**

Minutes Endurance Challenge

MEC120 決勝

2024 / 6 / 16 :



SUZUKA CIRCUIT

個別ラップ表

Weather :Fine

Full Course 4-Wheels(5,807m)

Track :Dry

No	23	Best Time	2'30.573	138.838 km/h
Name	高橋/阪本/熊井	Total Time	27'55.778	10 Laps
Team	高橋モーターズVITA01☆F	Average Lap Time	2'45.672	
Type	VITA-01	Today's Rank	21 / 26	
		Today's Top Time	2'26.391	142.804 km/h

No	23 (Driver1)	Best Time		km/h
Name	高橋 幸宏	Total Time		Laps
Team	高橋モーターズVITA01☆F	Average Lap Time		
Type	VITA-01	Today's Rank		
		Today's Top Time		km/h

No	23 (Driver2)	Best Time		km/h
Name	阪本 一世	Total Time		Laps
Team	高橋モーターズVITA01☆F	Average Lap Time		
Type	VITA-01	Today's Rank		
		Today's Top Time		km/h

No	23 (Driver3)	Best Time		km/h
Name	熊井 僚	Total Time		Laps
Team	高橋モーターズVITA01☆F	Average Lap Time		
Type	VITA-01	Today's Rank		
		Today's Top Time		km/h

Lap	Passing Time	Lap Time	Sec1	Sec2	Sec3	Sec4	km/h	Driver No
1.	3'04.723		1'15.530	25.429	56.064	27.700	185.316	0
2.	5'38.211	2'33.488 (5)	41.683	25.445	56.741	29.619	186.497	0
3.	8'08.784	B 2'30.573 (1)	41.034	25.347	56.150	28.042	188.498	0
4.	10'42.236	2'33.452 (4)	41.775	26.674	56.736	28.267	182.241	0
5.	13'13.427	2'31.191 (2)	41.223	25.579	55.788	28.601	185.316	0
6.	15'44.663	2'31.236 (3)	42.180	25.765	55.584	27.707	187.292	0
7.	18'24.745	2'40.082 (7)	43.457	27.261	59.205	30.159	177.455	0
8.	21'24.758	3'00.013 (8)	49.995	40.524	1'00.509	28.985	178.900	0
9.	23'59.443	2'34.685 (6)	42.692	25.809	57.553	28.631	181.113	0
10.	27'55.778 Pit	3'56.335 (9)	1'08.402	58.676	1'03.272	45.985	184.538	0



Round 3

2024 SUZUKA CLUBMAN RACE



Organized by **ARC-SMSC**

Minutes Endurance Challenge

MEC120 決勝

2024 / 6 / 16 :

SUZUKA CIRCUIT
Full Course 4-Wheels(5,807m)

個別ラップ表

Weather :Fine

Track :Dry

No	27	Best Time	2'28.392	140.878 km/h
Name	大沢/三上	Total Time	2:03'48.817	39 Laps
Team	ビーンズスポーツ☆SPM☆VITA	Average Lap Time	3'10.660	
Type	VITA-01	Today's Rank	16 / 26	
		Today's Top Time	2'26.391	142.804 km/h

No	27 (Driver1)	Best Time		km/h
Name	大沢 良明	Total Time		Laps
Team	ビーンズスポーツ☆SPM☆VITA	Average Lap Time		
Type	VITA-01	Today's Rank		
		Today's Top Time		km/h

No	27 (Driver2)	Best Time		km/h
Name	三上 潤	Total Time		Laps
Team	ビーンズスポーツ☆SPM☆VITA	Average Lap Time		
Type	VITA-01	Today's Rank		
		Today's Top Time		km/h

Lap	Passing Time	Lap Time	Sec1	Sec2	Sec3	Sec4	km/h	Driver No
			1'10.639	25.964	57.810	29.325	183.766	0
1.	3'03.738		41.925	25.152	57.538	27.827	186.894	0
2.	5'36.180	2'32.442 (15)	41.507	25.752	56.610	27.707	183.766	0
3.	8'07.756	2'31.576 (10)	42.540	26.820	56.347	31.896	181.863	0
4.	10'45.359	2'37.603 (21)	42.301	25.676	55.745	27.538	184.151	0
5.	13'16.619	2'31.260 (8)	41.630	26.706	56.384	27.516	184.926	0
6.	15'48.855	2'32.236 (14)	42.439	26.606	59.317	30.426	149.898	0
7.	18'27.643	2'38.788 (23)	49.864	39.575	1'01.656	29.869	176.032	0
8.	21'28.607	3'00.964 (26)	43.528	26.454	56.695	28.513	185.708	0
9.	24'03.797	2'35.190 (19)	43.528	26.454	56.695	28.513	185.708	0
10.	28'16.162	4'12.365 (31)	1'05.888	58.095	1'04.027	1'04.355	185.316	0
11.	31'53.231	3'37.069 (28)	1'40.848	27.625	57.012	31.584	174.632	0
12.	35'14.717	3'21.486 (27)	43.120	25.786	1'02.819	1'09.761	95.065	0
13.	39'32.727	4'18.010 (32)	1'19.181	49.933	1'35.240	33.656	185.708	0
14.	42'05.199	2'32.472 (16)	42.167	25.619	55.956	28.730	185.316	0
15.	44'37.331	2'32.132 (12)	41.374	25.271	57.546	27.941	185.316	0
16.	47'09.469	2'32.138 (13)	41.669	25.780	56.654	28.035	183.000	0
17.	49'44.490	2'35.021 (18)	41.962	25.650	56.413	30.996	184.151	0
18.	55'42.269	5'57.779 (38)	4'02.864	24.845	56.737	33.333	139.429	0
19.	59'51.223	4'08.954 (30)	41.072	42.412	1'49.852	55.618	63.103	0
20.	1:04'21.961	4'30.738 (35)	1'26.642	48.444	1'39.663	35.989	118.863	0
21.	1:06'51.369	2'29.408 (6)	41.370	25.482	55.312	27.244	190.542	0
22.	1:09'21.528	2'30.159 (7)	41.201	24.787	55.343	28.828	186.894	0
23.	1:11'49.985	2'28.457 (3)	41.116	24.933	55.169	27.239	188.094	0



Round 3

2024 SUZUKA CLUBMAN RACE



Organized by **ARC-SMSC**

Minutes Endurance Challenge

MEC120 決勝

2024 / 6 / 16 :

 **SUZUKA CIRCUIT**
Full Course 4-Wheels(5,807m)

個別ラップ表

Weather :Fine
Track :Dry

Lap	Passing Time	Lap Time	Sec1	Sec2	Sec3	Sec4	km/h	Driver No
		2'31.959 (11)	41.875	26.538	56.104	27.442	188.094	0
24.	1:14'21.944	B 2'28.392 (1)	41.447	24.955	55.148	26.842	188.498	0
25.	1:16'50.336	2'38.547 (22)	40.913	24.794	1'01.214	31.626	152.765	0
26.	1:19'28.883	3'55.789 (29)	45.050	29.808	1'43.876	57.055	66.748	0
27.	1:23'24.672	5'16.382 (36)	1'24.510	52.202	2'00.549	59.121	45.069	0
28.	1:28'41.054	4'28.936 (34)	1'15.622	48.545	1'44.776	39.993	71.126	0
29.	1:33'09.990	2'39.865 (24)	44.394	27.219	1'00.046	28.206	183.766	0
30.	1:35'49.855	2'40.983 (25)	42.368	27.113	57.584	33.918	176.740	0
31.	1:38'30.838	4'20.800 (33)	1'18.488	47.044	1'38.376	36.892	91.310	0
32.	1:42'51.638	2'28.421 (2)	40.882	24.916	55.752	26.871	189.719	0
33.	1:45'20.059	2'28.785 (5)	41.288	24.564	56.022	26.911	190.957	0
34.	1:47'48.844	2'35.905 (20)	40.491	25.126	55.072	35.216	189.310	0
35.	1:50'24.749	Pit						
		5'49.719 (37)	4'00.348	25.844	56.148	27.379	188.498	0
36.	1:56'14.468	2'28.691 (4)	41.185	24.967	55.475	27.064	189.310	0
37.	1:58'43.159	2'34.359 (17)	42.572	26.211	56.808	28.768	187.692	0
38.	2:01'17.518	2'31.299 (9)	41.379	25.234	57.081	27.605	187.292	0
39.	2:03'48.817							



Round 3

2024 SUZUKA CLUBMAN RACE

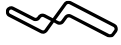


Organized by **ARC-SMSC**

Minutes Endurance Challenge

MEC120 決勝

2024 / 6 / 16 :



SUZUKA CIRCUIT

個別ラップ表

Weather :Fine

Full Course 4-Wheels(5,807m)

Track :Dry

No	28	Best Time	2'28.751	140.538 km/h
Name	DAISUKE/片岡	Total Time	2:01'51.370	38 Laps
Team	TKRI 松永建設 VITA	Average Lap Time	3'12.519	
Type	VITA-01	Today's Rank	18 / 26	
		Today's Top Time	2'26.391	142.804 km/h

No	28 (Driver1)	Best Time		km/h
Name	DAISUKE	Total Time		Laps
Team	TKRI 松永建設 VITA	Average Lap Time		
Type	VITA-01	Today's Rank		
		Today's Top Time		km/h

No	28 (Driver2)	Best Time		km/h
Name	片岡 龍也	Total Time		Laps
Team	TKRI 松永建設 VITA	Average Lap Time		
Type	VITA-01	Today's Rank		
		Today's Top Time		km/h

Lap	Passing Time	Lap Time	Sec1	Sec2	Sec3	Sec4	km/h	Driver No
			1'16.694	25.861	57.190	28.408	184.926	0
1.	3'08.153							
2.	5'42.071	2'33.918 (15)	42.399	26.190	56.159	29.170	184.151	0
3.	8'19.367	2'37.296 (17)	42.557	28.377	57.857	28.505	184.151	0
4.	10'51.088	2'31.721 (8)	42.039	25.380	56.297	28.005	184.538	0
5.	13'22.855	2'31.767 (9)	41.841	25.521	56.301	28.104	185.708	0
6.	15'55.448	2'32.593 (10)	42.808	25.138	56.532	28.115	184.926	0
7.	18'40.141	2'44.693 (22)	47.713	27.755	58.604	30.621	182.620	0
8.	22'55.028	4'14.887 (29)	45.034	37.463	1'49.975	1'02.415	60.206	0
9.	27'13.032	4'18.004 (31)	1'33.132	45.185	1'16.456	43.231	122.510	0
10.	30'00.787	2'47.755 (25)	43.308	27.648	1'00.066	36.733	183.382	0
11.	34'12.116	4'11.329 (28)	51.942	31.742	1'46.715	1'00.930	76.052	0
12.	38'46.332	4'34.216 (34)	1'34.526	52.110	1'33.923	33.657	139.650	0
13.	41'19.184	2'32.852 (12)	42.645	25.461	56.828	27.918	182.620	0
14.	43'59.906	2'40.722 (20)	43.150	26.442	57.279	33.851	180.370	0
15.	49'46.634	5'46.728 (36)	3'58.976	24.819	55.691	27.242	182.241	0
16.	52'16.034	2'29.400 (4)	41.291	24.702	55.996	27.411	181.113	0
17.	54'46.409	2'30.375 (6)	41.374	25.363	55.911	27.727	181.113	0
18.	57'31.982	2'45.573 (23)	54.425	26.212	56.587	28.349	180.741	0
19.	1:00'24.316	2'52.334 (26)	42.456	25.964	56.409	47.505	181.488	0
20.	1:04'41.389	4'17.073 (30)	1'26.948	48.730	1'32.281	29.114	185.708	0
21.	1:07'11.937	2'30.548 (7)	41.426	24.861	56.140	28.121	189.719	0
22.	1:09'41.788	2'29.851 (5)	41.652	25.406	55.635	27.158	184.538	0
23.	1:12'11.172	2'29.384 (3)	41.597	24.981	55.618	27.188	184.538	0



Round 3

2024 SUZUKA CLUBMAN RACE



Organized by **ARC-SMSC**

Minutes Endurance Challenge

MEC120 決勝

2024 / 6 / 16 :



SUZUKA CIRCUIT

個別ラップ表

Weather :Fine

Full Course 4-Wheels(5,807m)

Track :Dry

No	30	Best Time	2'27.958	141.291 km/h
Name	大野/太田	Total Time	2:03'44.758	39 Laps
Team	YouTube「コキブリ博士」VITA	Average Lap Time	3'10.538	
Type	VITA-01	Today's Rank	12 / 26	
		Today's Top Time	2'26.391	142.804 km/h

No	30 (Driver1)	Best Time		km/h
Name	大野 宗	Total Time		Laps
Team	YouTube「コキブリ博士」VITA	Average Lap Time		
Type	VITA-01	Today's Rank		
		Today's Top Time		km/h

No	30 (Driver2)	Best Time		km/h
Name	太田 達也	Total Time		Laps
Team	YouTube「コキブリ博士」VITA	Average Lap Time		
Type	VITA-01	Today's Rank		
		Today's Top Time		km/h

Lap	Passing Time	Lap Time	Sec1	Sec2	Sec3	Sec4	km/h	Driver No	
			1'14.911	24.770	55.870	28.729	190.542	0	
1.	3'04.280							0	
2.	5'34.542	2'30.262 (13)	41.602	25.162	55.940	27.558	183.382	0	
3.	8'03.339	2'28.797 (5)	40.758	25.106	55.794	27.139	185.708	0	
4.	10'32.786	2'29.447 (9)	40.848	24.760	55.999	27.840	187.692	0	
5.	13'01.656	2'28.870 (7)	41.099	24.914	55.456	27.401	183.766	0	
6.	15'30.001	2'28.345 (4)	40.790	24.675	55.595	27.285	183.766	0	
7.	18'09.082	2'39.081 (23)	41.624	26.570	1'00.542	30.345	179.632	0	
8.	21'12.752	3'03.670 (27)	58.995	36.048	59.159	29.468	179.632	0	
9.	23'51.951	2'39.199 (24)	43.733	26.928	58.425	30.113	180.741	0	
10.	27'38.715	3'46.764 (29)	1'09.087	48.260	1'13.362	36.055	181.863	0	
11.	30'52.602	3'13.887 (28)	44.254	29.940	59.076	1'00.617	182.241	0	
12.	34'53.509	4'00.907 (31)	47.591	28.022	1'35.180	1'10.114	66.748	0	
13.	39'10.414	4'16.905 (32)	1'21.060	50.205	1'35.521	30.119	176.740	0	
14.	41'39.868	2'29.454 (10)	41.759	24.781	55.677	27.237	184.926	0	
15.	44'07.886	2'28.018 (2)	40.749	24.713	55.339	27.217	185.708	0	
16.	46'36.147	2'28.261 (3)	41.108	24.626	55.326	27.201	185.708	0	
17.	49'04.105	B 2'27.958 (1)	40.808	24.800	55.335	27.015	186.894	0	
18.	51'37.846	Pit	2'33.741 (21)	41.222	24.935	55.506	32.078	178.174	0
19.	59'39.976		8'02.130 (38)	4'23.975	50.985	1'51.433	55.737	61.042	0
20.	1:04'13.626		4'33.650 (35)	1'26.712	48.672	1'40.667	37.599	91.120	0
21.	1:06'45.426		2'31.800 (18)	41.751	25.434	56.985	27.630	189.310	0
22.	1:09'16.388		2'30.962 (15)	41.609	25.045	56.393	27.915	186.894	0
23.	1:11'49.078		2'32.690 (19)	41.234	26.498	56.902	28.056	186.894	0



Round 3

2024 SUZUKA CLUBMAN RACE



Organized by **ARC-SMSC**

Minutes Endurance Challenge

MEC120 決勝

2024 / 6 / 16 :



SUZUKA CIRCUIT

個別ラップ表

Weather :Fine

Full Course 4-Wheels(5,807m)

Track :Dry

Lap	Passing Time	Lap Time	Sec1	Sec2	Sec3	Sec4	km/h	Driver No
24.	1:14'22.475	2'33.397 (20)	42.587	26.297	56.874	27.639	190.130	0
25.	1:16'52.623	2'30.148 (12)	41.414	25.492	55.809	27.433	189.719	0
26.	1:19'31.620	2'38.997 (22)	41.405	25.287	59.934	32.371	125.665	0
27.	1:23'26.402	3'54.782 (30)	46.728	28.420	1'44.125	55.509	62.743	0
28.	1:28'43.459	5'17.057 (36)	1'25.019	52.224	2'00.771	59.043	45.023	0
29.	1:33'11.002	4'27.543 (34)	1'15.195	48.615	1'44.945	38.788	60.288	0
30.	1:35'51.679	2'40.677 (25)	44.724	27.222	59.774	28.957	172.913	0
31.	1:38'33.038	2'41.359 (26)	42.042	26.933	57.980	34.404	188.094	0
32.	1:43'00.467	4'27.429 (33)	1'18.376	47.431	1'38.653	42.969	93.746	0
33.	1:48'44.549	5'44.082 (37)	3'56.434	24.841	55.548	27.259	186.497	0
34.	1:51'14.909	2'30.360 (14)	41.047	24.911	55.825	28.577	191.790	0
35.	1:53'44.893	2'29.984 (11)	41.294	24.818	55.295	28.577	188.498	0
36.	1:56'15.943	2'31.050 (16)	40.993	25.366	56.673	28.018	189.310	0
37.	1:58'44.770	2'28.827 (6)	40.538	24.709	55.589	27.991	190.957	0
38.	2:01'15.836	2'31.066 (17)	41.386	25.444	56.808	27.428	191.373	0
39.	2:03'44.758	2'28.922 (8)	40.909	24.730	56.005	27.278	190.130	0



Round 3

2024 SUZUKA CLUBMAN RACE



Organized by **ARC-SMSC**

Minutes Endurance Challenge

MEC120 決勝

2024 / 6 / 16 :

SUZUKA CIRCUIT
Full Course 4-Wheels(5,807m)

個別ラップ表

Weather :Fine
Track :Dry

No	37	Best Time	2'33.398	136.281 km/h
Name	清水/飛田/中山	Total Time	2:03'24.748	35 Laps
Team	Progress7'μ舞 VITA	Average Lap Time	3'32.117	
Type	VITA-01	Today's Rank	25 / 26	
		Today's Top Time	2'26.391	142.804 km/h

No	37 (Driver1)	Best Time		km/h
Name	清水 忠行	Total Time		Laps
Team	Progress7'μ舞 VITA	Average Lap Time		
Type	VITA-01	Today's Rank		
		Today's Top Time		km/h

No	37 (Driver2)	Best Time		km/h
Name	飛田 善晴	Total Time		Laps
Team	Progress7'μ舞 VITA	Average Lap Time		
Type	VITA-01	Today's Rank		
		Today's Top Time		km/h

No	37 (Driver3)	Best Time		km/h
Name	中山 正年	Total Time		Laps
Team	Progress7'μ舞 VITA	Average Lap Time		
Type	VITA-01	Today's Rank		
		Today's Top Time		km/h

Lap	Passing Time	Lap Time	Sec1	Sec2	Sec3	Sec4	km/h	Driver No	
1.	3'12.739		1'20.042	26.521	57.703	28.473	180.370	0	
2.	5'48.363	2'35.624 (4)	42.797	25.855	56.741	30.231	166.364	0	
3.	8'30.181	Pit	2'41.818 (11)	42.580	25.769	57.373	36.096	169.575	0
4.	11'52.532	3'22.351 (24)	1'27.065	25.334	57.263	32.689	174.632	0	
5.	14'26.251	2'33.719 (2)	41.843	25.605	57.868	28.403	182.241	0	
6.	26'02.122	11'35.871 (34)	9'37.911	29.752	58.456	29.752	176.032	0	
7.	28'41.985	2'39.863 (6)	43.444	26.224	58.079	32.116	166.679	0	
8.	31'30.147	2'48.162 (18)	48.987	26.776	59.580	32.819	162.366	0	
9.	35'13.527	3'43.380 (26)	43.795	26.685	1'22.508	1'10.392	93.846	0	
10.	39'26.737	4'13.210 (28)	1'18.884	50.565	1'35.196	28.565	180.741	0	
11.	42'01.575	2'34.838 (3)	42.916	26.197	57.403	28.322	179.265	0	
12.	44'34.973	B 2'33.398 (1)	42.249	25.873	57.144	28.132	180.000	0	
13.	47'15.896	Pit	2'40.923 (10)	43.344	26.046	57.971	33.562	181.488	0
14.	53'18.517	6'02.621 (32)	4'05.331	26.648	58.664	31.978	176.740	0	
15.	56'10.945	2'52.428 (20)	45.454	28.145	1'02.061	36.768	144.236	0	
16.	1:00'00.468	3'49.523 (27)	52.192	29.982	1'31.665	55.684	86.884	0	
17.	1:04'27.640	4'27.172 (29)	1'24.790	49.051	1'37.492	35.839	116.809	0	
18.	1:07'14.747	2'47.107 (16)	46.042	29.872	1'01.445	29.748	183.000	0	
19.	1:09'55.353	2'40.606 (9)	43.369	27.836	58.238	31.163	178.900	0	
20.	1:12'35.260	2'39.907 (7)	43.825	26.602	58.119	31.361	178.900	0	



Round 3

2024 SUZUKA CLUBMAN RACE



Organized by **ARC-SMSC**

Minutes Endurance Challenge

MEC120 決勝

2024 / 6 / 16 :



SUZUKA CIRCUIT

Full Course 4-Wheels(5,807m)

個別ラップ表

Weather :Fine

Track :Dry

Lap	Passing Time	Lap Time	Sec1	Sec2	Sec3	Sec4	km/h	Driver No
21.	1:15'15.517	2'40.257 (8)	43.647	26.769	59.410	30.431	182.620	0
22.	1:17'55.289	2'39.772 (5)	44.835	26.702	58.026	30.209	180.370	0
23.	1:20'49.633	2'54.344 (21)	45.598	29.478	1'04.993	34.275	156.021	0
24.	1:23'54.393	3'04.760 (22)	51.820	31.500	1'06.292	35.148	150.669	0
25.	1:29'06.424	5'12.031 (31)	1'25.529	41.543	2'04.557	1'00.402	26.386	0
26.	1:33'34.319	4'27.895 (30)	1'09.360	53.826	1'40.409	44.300	43.593	0
27.	1:36'44.956	3'10.637 (23)	59.380	31.532	1'03.935	35.790	135.765	0
28.	1:39'32.919	2'47.963 (17)	46.755	28.107	1'00.878	32.223	179.265	0
29.	1:43'13.116	3'40.197 (25)	46.746	35.561	1'36.202	41.688	110.909	0
30.	1:49'43.495	6'30.379 (33)	4'32.974	27.594	59.413	30.398	181.113	0
31.	1:52'25.533	2'42.038 (12)	43.684	26.785	58.868	32.701	179.632	0
32.	1:55'08.963	2'43.430 (14)	45.557	27.708	59.575	30.590	176.740	0
33.	1:57'52.134	2'43.171 (13)	44.282	27.357	59.623	31.909	180.000	0
34.	2:00'35.947	2'43.813 (15)	45.818	28.153	59.282	30.560	180.370	0
35.	2:03'24.748	2'48.801 (19)	46.266	29.155	1'00.088	33.292	171.563	0

Pit



Round 3

2024 SUZUKA CLUBMAN RACE



Organized by **ARC-SMSC**

Minutes Endurance Challenge

MEC120 決勝

2024 / 6 / 16 :

SUZUKA CIRCUIT

個別ラップ表

Weather :Fine

Full Course 4-Wheels(5,807m)

Track :Dry

No	39	Best Time	2'33.710	136.004 km/h
Name	阿部/佐藤/西山	Total Time	2:03'15.979	37 Laps
Team	ACRE★BBC★SH-R VITA	Average Lap Time	3'20.117	
Type	VITA-01	Today's Rank	26 / 26	
		Today's Top Time	2'26.391	142.804 km/h

No	39 (Driver1)	Best Time		km/h
Name	阿部 貴一	Total Time		Laps
Team	ACRE★BBC★SH-R VITA	Average Lap Time		
Type	VITA-01	Today's Rank		
		Today's Top Time		km/h

No	39 (Driver2)	Best Time		km/h
Name	佐藤 正弘	Total Time		Laps
Team	ACRE★BBC★SH-R VITA	Average Lap Time		
Type	VITA-01	Today's Rank		
		Today's Top Time		km/h

No	39 (Driver3)	Best Time		km/h
Name	西山 雄一	Total Time		Laps
Team	ACRE★BBC★SH-R VITA	Average Lap Time		
Type	VITA-01	Today's Rank		
		Today's Top Time		km/h

Lap	Passing Time	Lap Time	Sec1	Sec2	Sec3	Sec4	km/h	Driver No
			1'18.932	26.318	57.722	28.766	183.000	0
1.	3'11.738							
		2'35.235 (7)	43.199	25.927	56.841	29.268	177.814	0
2.	5'46.973							
		2'35.460 (8)	43.065	26.421	57.235	28.739	180.741	0
3.	8'22.433							
		2'36.211 (9)	43.072	26.074	57.029	30.036	179.265	0
4.	10'58.644							
		2'35.167 (6)	43.018	26.084	57.361	28.704	179.265	0
5.	13'33.811							
		2'38.702 (12)	43.866	26.520	57.386	30.930	181.863	0
6.	16'12.513							
		2'43.414 (16)	45.701	27.592	59.166	30.955	177.097	0
7.	18'55.927							
		4'05.015 (27)	44.817	28.406	1'50.437	1'01.355	42.373	0
8.	23'00.942							
		4'15.192 (29)	1'33.261	44.512	1'16.089	41.330	130.326	0
9.	27'16.134							
		3'12.272 (24)	45.557	29.860	59.987	56.868	181.863	0
10.	30'28.406							
		3'53.653 (26)	45.865	27.925	1'38.748	1'01.115	88.281	0
11.	34'22.059							
		4'30.979 (32)	1'32.342	51.450	1'34.941	32.246	166.679	0
12.	38'53.038							
		2'49.037 (23)	45.407	29.245	57.879	36.506	181.863	0
13.	41'42.075	Pit						
		5'55.503 (35)	4'03.940	25.859	57.154	28.550	179.632	0
14.	47'37.578							
		2'34.871 (4)	42.295	25.940	58.143	28.493	180.000	0
15.	50'12.449							
		2'34.835 (3)	43.476	25.770	57.043	28.546	180.370	0
16.	52'47.284							
		2'41.679 (15)	43.133	26.499	58.093	33.954	157.419	0
17.	55'28.963							
		4'14.409 (28)	45.709	41.257	1'50.953	56.490	58.482	0
18.	59'43.372							
		4'32.421 (33)	1'26.198	48.620	1'41.317	36.286	106.991	0
19.	1:04'15.793							
		2'35.155 (5)	42.422	25.283	57.682	29.768	176.740	0
20.	1:06'50.948							



2024 SUZUKA CLUBMAN RACE




Organized by **ARC-SMSC**

Minutes Endurance Challenge

MEC120 決勝

2024 / 6 / 16 :

 **SUZUKA CIRCUIT**
Full Course 4-Wheels(5,807m)

個別ラップ表

Weather :Fine
Track :Dry

Lap	Passing Time	Lap Time	Sec1	Sec2	Sec3	Sec4	km/h	Driver No
21.	1:09'28.814	2'37.866 (10)	42.600	26.905	59.259	29.102	183.382	0
22.	1:12'07.005	2'38.191 (11)	42.733	28.069	58.415	28.974	183.382	0
23.	1:14'40.715	B 2'33.710 (1)	41.923	25.783	57.378	28.626	183.766	0
24.	1:17'14.966	2'34.251 (2)	41.899	25.753	57.137	29.462	182.620	0
25.	1:20'00.372	2'45.406 (18)	42.723	29.710	1'01.523	31.450	180.000	0
26.	1:23'35.086	3'34.714 (25)	45.853	28.459	1'25.643	54.759	66.697	0
27.	1:28'48.928	5'13.842 (34)	1'22.213	51.661	2'01.658	58.310	41.162	0
28.	1:33'16.917	4'27.989 (31)	1'13.124	51.446	1'42.899	40.520	65.650	0
29.	1:35'57.999	2'41.082 (14)	44.761	26.010	1'00.703	29.608	183.000	0
30.	1:38'38.196	2'40.197 (13)	44.784	25.860	57.203	32.350	185.708	0
31.	1:43'05.228	4'27.032 (30)	1'17.355	47.924	1'38.092	43.661	102.617	0
32.	1:49'26.111	6'20.883 (36)	4'19.644	29.027	1'01.076	31.136	178.900	0
33.	1:52'12.440	2'46.329 (21)	45.275	28.544	1'01.201	31.309	176.386	0
34.	1:54'57.989	2'45.549 (19)	45.076	28.178	1'00.887	31.408	159.709	0
35.	1:57'43.155	2'45.166 (17)	45.369	28.512	1'00.263	31.022	177.814	0
36.	2:00'28.845	2'45.690 (20)	45.405	28.016	1'00.731	31.538	177.814	0
37.	2:03'15.979	2'47.134 (22)	46.346	28.310	1'00.839	31.639	179.632	0



Round 3

2024 SUZUKA CLUBMAN RACE



Organized by **ARC-SMSC**

Minutes Endurance Challenge

MEC120 決勝

2024 / 6 / 16 :

SUZUKA CIRCUIT
Full Course 4-Wheels(5,807m)

個別ラップ表

Weather :Fine
Track :Dry

No	44	Best Time	2'31.618	137.881 km/h
Name	早川/関口/國枝	Total Time	1:32'24.938	29 Laps
Team	ケントモエナヘルVITA	Average Lap Time	3'11.293	
Type	VITA-01	Today's Rank	23 / 26	
		Today's Top Time	2'26.391	142.804 km/h
No	44 (Driver1)	Best Time		km/h
Name	早川 正資	Total Time		Laps
Team	ケントモエナヘルVITA	Average Lap Time		
Type	VITA-01	Today's Rank		
		Today's Top Time		km/h
No	44 (Driver2)	Best Time		km/h
Name	関口 大悟	Total Time		Laps
Team	ケントモエナヘルVITA	Average Lap Time		
Type	VITA-01	Today's Rank		
		Today's Top Time		km/h
No	44 (Driver3)	Best Time		km/h
Name	國枝 惣一郎	Total Time		Laps
Team	ケントモエナヘルVITA	Average Lap Time		
Type	VITA-01	Today's Rank		
		Today's Top Time		km/h

Lap	Passing Time	Lap Time	Sec1	Sec2	Sec3	Sec4	km/h	Driver No
			1'17.817	25.944	56.559	28.403	186.497	0
1.	3'08.723							
		2'33.604 (9)	42.579	25.735	55.910	29.380	188.903	0
2.	5'42.327							
		2'36.356 (12)	43.002	26.093	58.799	28.462	187.292	0
3.	8'18.683							
		2'31.743 (3)	41.823	25.355	56.393	28.172	184.926	0
4.	10'50.426							
		2'32.111 (6)	41.842	25.815	56.221	28.233	185.316	0
5.	13'22.537							
		B 2'31.618 (1)	42.007	25.321	56.239	28.051	182.620	0
6.	15'54.155							
		2'43.892 (15)	45.262	28.283	59.527	30.820	181.113	0
7.	18'38.047							
		2'58.499 (18)	45.727	36.400	1'05.989	30.383	178.174	0
8.	21'36.546							
		2'40.213 (14)	44.625	28.204	58.107	29.277	182.620	0
9.	24'16.759							
		3'32.683 (21)	55.374	58.835	1'04.209	34.265	182.241	0
10.	27'49.442							
		3'13.484 (20)	44.613	29.113	59.714	1'00.044	181.113	0
11.	31'02.926							
		4'05.074 (22)	46.961	27.887	1'39.091	1'11.135	92.854	0
12.	35'08.000							
		4'12.268 (24)	1'18.427	50.890	1'34.328	28.623	183.766	0
13.	39'20.268							
		2'32.770 (7)	42.135	25.218	57.031	28.386	180.000	0
14.	41'53.038							
		2'31.818 (4)	41.743	25.062	57.038	27.975	185.316	0
15.	44'24.856							
		2'31.875 (5)	41.629	25.101	56.942	28.203	184.151	0
16.	46'56.731							
		2'31.723 (2)	41.610	25.421	56.500	28.192	181.863	0
17.	49'28.454							
		2'33.534 (8)	42.630	25.528	56.874	28.502	181.113	0
18.	52'01.988							
		2'34.823 (10)	42.148	26.024	57.313	29.338	179.265	0
19.	54'36.811							
		2'39.433 (13)	44.358	26.956	58.260	29.859	178.900	0
20.	57'16.244							



Round 3

2024 SUZUKA CLUBMAN RACE

Organized by **ARC-SMSC**



Minutes Endurance Challenge

MEC120 決勝

2024 / 6 / 16 :

 **SUZUKA CIRCUIT**
Full Course 4-Wheels(5,807m)

個別ラップ表

Weather :Fine
Track :Dry

Lap	Passing Time	Lap Time	Sec1	Sec2	Sec3	Sec4	km/h	Driver No
21.	1:00'21.907	3'05.663 (19)	44.408	26.821	1'00.208	54.226	132.890	0
22.	1:04'40.497	4'18.590 (26)	1'26.645	48.927	1'31.892	31.126	161.471	0
23.	1:07'30.345	2'49.848 (17)	45.699	28.393	58.488	37.268	181.863	0
24.	1:13'27.924	5'57.579 (28)	4'04.322	26.069	57.836	29.352	183.382	0
25.	1:16'03.432	2'35.508 (11)	42.724	26.110	57.366	29.308	185.708	0
26.	1:18'49.215	2'45.783 (16)	42.688	26.086	58.936	38.073	174.980	0
27.	1:23'03.554	4'14.339 (25)	57.344	33.563	1'45.021	58.411	66.951	0
28.	1:28'16.972	5'13.418 (27)	1'26.756	50.203	1'59.902	56.557	70.104	0
29.	1:32'24.938	4'07.966 (23)	1'22.084	45.872	1'29.927	30.083	174.286	0



Round 3

2024 SUZUKA CLUBMAN RACE



Organized by **ARC-SMSC**

Minutes Endurance Challenge

MEC120 決勝

2024 / 6 / 16 :



SUZUKA CIRCUIT

個別ラップ表

Weather :Fine

Full Course 4-Wheels(5,807m)

Track :Dry

No	47	Best Time	2'30.782	138.645 km/h
Name	富田栄/富田竜	Total Time	28'13.235	10 Laps
Team	CPホールディングスNILZZ VITA	Average Lap Time	2'48.452	
Type	VITA-01	Today's Rank	22 / 26	
		Today's Top Time	2'26.391	142.804 km/h

No	47 (Driver1)	Best Time		km/h
Name	富田 栄造	Total Time		Laps
Team	CPホールディングスNILZZ VITA	Average Lap Time		
Type	VITA-01	Today's Rank		
		Today's Top Time		km/h

No	47 (Driver2)	Best Time		km/h
Name	富田 竜一郎	Total Time		Laps
Team	CPホールディングスNILZZ VITA	Average Lap Time		
Type	VITA-01	Today's Rank		
		Today's Top Time		km/h

Lap	Passing Time	Lap Time	Sec1	Sec2	Sec3	Sec4	km/h	Driver No
			1'08.044	25.119	56.373	27.623	181.488	0
1.	2'57.159							
2.	5'41.833	2'44.674 (7)	41.693	24.990	56.239	41.752	182.241	0
3.	8'18.331	2'36.498 (5)	43.074	26.283	58.896	28.245	182.620	0
4.	10'49.520	2'31.189 (2)	41.660	25.007	56.708	27.814	184.926	0
5.	13'20.716	2'31.196 (3)	41.596	25.059	56.655	27.886	181.863	0
6.	15'51.498	B 2'30.782 (1)	41.877	25.127	55.969	27.809	187.692	0
7.	18'28.459	2'36.961 (6)	42.977	25.606	57.541	30.837	151.188	0
8.	21'29.933	3'01.474 (8)	49.770	39.246	1'02.778	29.680	176.740	0
9.	24'04.316	2'34.383 (4)	43.562	25.520	56.745	28.556	186.497	0
10.	28'13.235 Pit	4'08.919 (9)	1'06.061	57.770	1'04.197	1'00.891	183.382	0



Round 3

2024 SUZUKA CLUBMAN RACE



Organized by **ARC-SMSC**

Minutes Endurance Challenge

MEC120 決勝

2024 / 6 / 16 :

SUZUKA CIRCUIT
Full Course 4-Wheels(5,807m)

個別ラップ表

Weather :Fine

Track :Dry

No	66	Best Time	2'26.673	142.529 km/h
Name	藤原/奥住	Total Time	2:03'45.090	39 Laps
Team	sevenxseven with KF MOTORSPORT	Average Lap Time	3'10.817	
Type	VITA-01	Today's Rank	3 / 26	
		Today's Top Time	2'26.391	142.804 km/h

No	66 (Driver1)	Best Time		km/h
Name	藤原 大輝	Total Time		Laps
Team	sevenxseven with KF MOTORSPORT	Average Lap Time		
Type	VITA-01	Today's Rank		
		Today's Top Time		km/h

No	66 (Driver2)	Best Time		km/h
Name	奥住 慈英	Total Time		Laps
Team	sevenxseven with KF MOTORSPORT	Average Lap Time		
Type	VITA-01	Today's Rank		
		Today's Top Time		km/h

Lap	Passing Time	Lap Time	Sec1	Sec2	Sec3	Sec4	km/h	Driver No
			1'06.398	24.808	55.479	27.353	180.370	0
1.	2'54.038							
2.	5'21.257	2'27.219 (8)	40.289	24.391	55.240	27.299	181.113	0
3.	7'51.560	2'30.303 (21)	40.446	24.522	56.936	28.399	181.113	0
4.	10'21.805	2'30.245 (20)	43.068	24.418	55.235	27.524	179.632	0
5.	12'49.466	2'27.661 (10)	40.603	24.515	55.188	27.355	179.265	0
6.	15'16.520	2'27.054 (7)	40.363	24.319	55.070	27.302	180.000	0
7.	17'48.576	2'32.056 (23)	40.806	25.142	56.461	29.647	177.814	0
8.	21'03.314	3'14.738 (28)	1'11.291	33.306	1'00.165	29.976	177.097	0
9.	23'45.166	2'41.852 (25)	45.965	26.858	59.086	29.943	174.980	0
10.	27'34.672	3'49.506 (29)	1'08.881	47.615	1'13.732	39.278	184.926	0
11.	30'43.429	3'08.757 (27)	41.896	29.034	1'00.026	57.801	172.574	0
12.	34'44.109	4'00.680 (30)	49.826	27.322	1'33.474	1'10.058	81.788	0
13.	39'05.012	4'20.903 (32)	1'22.908	50.898	1'39.236	27.861	164.494	0
14.	41'32.873	2'27.861 (11)	40.328	24.624	55.569	27.340	181.113	0
15.	44'01.040	2'28.167 (12)	41.833	24.354	54.872	27.108	182.241	0
16.	46'29.445	2'28.405 (14)	41.317	24.941	54.916	27.231	185.316	0
17.	48'56.120	2'26.675 (2)	40.187	24.643	54.743	27.102	186.102	0
18.	51'29.355	2'33.235 (24)	40.475	24.925	55.199	32.636	186.497	0
19.	59'34.199	8'04.844 (38)	4'27.218	50.411	1'51.120	56.095	71.882	0
20.	1:04'11.201	4'37.002 (35)	1'27.543	49.170	1'42.483	37.806	105.198	0
21.	1:06'38.641	2'27.440 (9)	41.153	24.349	54.942	26.996	184.926	0
22.	1:09'05.494	2'26.853 (3)	40.584	24.397	54.896	26.976	186.102	0
23.	1:11'32.362	2'26.868 (4)	40.496	24.582	54.893	26.897	188.094	0



Round 3

2024 SUZUKA CLUBMAN RACE

Organized by **ARC-SMSC**



Minutes Endurance Challenge

MEC120 決勝

2024 / 6 / 16 :

 **SUZUKA CIRCUIT**
Full Course 4-Wheels(5,807m)

個別ラップ表

Weather :Fine
Track :Dry

Lap	Passing Time	Lap Time	Sec1	Sec2	Sec3	Sec4	km/h	Driver No	
		B 2'26.673	(1)	40.570	24.394	54.762	26.947	188.094	0
24.	1:13'59.035	2'26.997	(5)	40.763	24.640	54.648	26.946	187.692	0
25.	1:16'26.032	2'28.784	(15)	40.554	24.628	55.013	28.589	186.894	0
26.	1:18'54.816	4'14.551	(31)	54.840	34.120	1'47.805	57.786	63.058	0
27.	1:23'09.367	5'14.683	(36)	1'25.936	51.107	2'00.187	57.453	60.705	0
28.	1:28'24.050	4'30.243	(34)	1'19.734	46.182	1'45.746	38.581	81.333	0
29.	1:32'54.293	2'29.544	(17)	41.382	24.968	55.763	27.431	185.316	0
30.	1:35'23.837	2'50.735	(26)	40.787	25.622	57.369	46.957	143.529	0
31.	1:38'14.572	4'28.459	(33)	1'22.182	45.137	1'39.220	41.920	97.061	0
32.	1:42'43.031	2'29.167	(16)	41.208	24.671	55.083	28.205	188.903	0
33.	1:45'12.198	2'31.609	(22)	40.255	24.410	55.199	31.745	190.130	0
34.	1:47'43.807	Pit							
35.	1:53'49.842	6'06.035	(37)	4'18.401	24.560	55.149	27.925	183.766	0
36.	1:56'16.895	2'27.053	(6)	40.569	24.337	54.977	27.170	187.292	0
37.	1:58'45.298	2'28.403	(13)	40.317	24.492	55.332	28.262	191.790	0
38.	2:01'15.142	2'29.844	(18)	41.014	25.575	56.340	26.915	187.692	0
39.	2:03'45.090	2'29.948	(19)	41.030	25.073	55.945	27.900	185.708	0



Round 3

2024 SUZUKA CLUBMAN RACE



Organized by **ARC-SMSC**

Minutes Endurance Challenge

MEC120 決勝

2024 / 6 / 16 :



SUZUKA CIRCUIT

個別ラップ表

Weather :Fine

Track :Dry

Full Course 4-Wheels(5,807m)

No	77	Best Time	2'27.711	141.528 km/h
Name	井本/荻原/武者	Total Time	2:03'20.359	38 Laps
Team	sevenxseven with KF MOTORSPORT	Average Lap Time	3'15.020	
Type	VITA-01	Today's Rank	10 / 26	
		Today's Top Time	2'26.391	142.804 km/h

No	77 (Driver1)	Best Time		km/h
Name	井本 大雅	Total Time		Laps
Team	sevenxseven with KF MOTORSPORT	Average Lap Time		
Type	VITA-01	Today's Rank		
		Today's Top Time		km/h

No	77 (Driver2)	Best Time		km/h
Name	荻原 友美	Total Time		Laps
Team	sevenxseven with KF MOTORSPORT	Average Lap Time		
Type	VITA-01	Today's Rank		
		Today's Top Time		km/h

No	77 (Driver3)	Best Time		km/h
Name	武者 利仁	Total Time		Laps
Team	sevenxseven with KF MOTORSPORT	Average Lap Time		
Type	VITA-01	Today's Rank		
		Today's Top Time		km/h

Lap	Passing Time	Lap Time	Sec1	Sec2	Sec3	Sec4	km/h	Driver No
			1'15.128	25.214	55.586	28.657	188.498	0
1.	3'04.585							
2.	5'35.373	2'30.788 (14)	41.549	25.307	55.527	28.405	185.708	0
3.	8'03.886	2'28.513 (4)	40.914	24.832	55.232	27.535	185.316	0
4.	10'33.043	2'29.157 (9)	40.873	24.895	55.750	27.639	187.692	0
5.	13'04.444	2'31.401 (16)	43.688	24.955	55.296	27.462	183.000	0
6.	15'33.300	2'28.856 (6)	41.138	24.835	55.415	27.468	183.382	0
7.	18'12.292	2'38.992 (22)	42.086	26.077	1'01.125	29.704	165.736	0
8.	21'13.574	3'01.282 (24)	56.871	36.253	58.829	29.329	178.900	0
9.	23'53.228	2'39.654 (23)	44.345	27.041	58.436	29.832	181.488	0
10.	27'40.474	3'47.246 (26)	1'08.648	56.931	1'04.708	36.959	183.766	0
11.	30'54.592	3'14.118 (25)	45.111	29.533	58.779	1'00.695	181.863	0
12.	34'59.610	4'05.018 (28)	49.233	27.561	1'37.512	1'10.712	81.864	0
13.	39'13.115	4'13.505 (29)	1'19.409	52.258	1'34.054	27.784	178.900	0
14.	41'41.044	2'27.929 (3)	40.902	24.731	55.142	27.154	184.151	0
15.	44'18.583	2'37.539 (20)	41.225	25.021	55.090	36.203	186.497	0
		Pit						
16.	50'26.761	6'08.178 (37)	4'18.406	25.283	55.869	28.620	183.382	0
17.	52'57.088	2'30.327 (11)	41.288	25.000	56.222	27.817	182.241	0
18.	55'35.640	2'38.552 (21)	42.382	25.226	59.579	31.365	156.857	0
19.	59'49.439	4'13.799 (30)	45.427	41.594	1'50.658	56.120	58.482	0
20.	1:04'19.674	4'30.235 (33)	1'26.069	49.083	1'39.577	35.506	131.892	0



Round 3

2024 SUZUKA CLUBMAN RACE

Organized by **ARC-SMSC**



Minutes Endurance Challenge

MEC120 決勝

2024 / 6 / 16 :

 **SUZUKA CIRCUIT**
Full Course 4-Wheels(5,807m)

個別ラップ表

Weather :Fine
Track :Dry

Lap	Passing Time	Lap Time	Sec1	Sec2	Sec3	Sec4	km/h	Driver No
21.	1:06'51.060	2'31.386 (15)	41.022	25.194	56.206	28.964	189.719	0
22.	1:09'21.711	2'30.651 (13)	41.254	25.335	56.643	27.419	189.719	0
23.	1:11'53.383	2'31.672 (17)	41.735	25.748	55.515	28.674	185.316	0
24.	1:14'25.977	2'32.594 (18)	41.752	27.045	56.037	27.760	187.292	0
25.	1:16'56.575	2'30.598 (12)	41.747	25.413	55.678	27.760	187.292	0
26.	1:19'33.777	2'37.202 (19)	41.095	25.271	58.183	32.653	142.366	0
27.	1:23'27.588	3'53.811 (27)	46.246	28.577	1'44.449	54.539	65.212	0
28.	1:29'17.245	5'49.657 (36)	2'18.138	26.153	2'03.456	1'01.910	44.657	0
29.	1:33'45.460	4'28.215 (32)	1'15.336	49.582	1'37.931	45.366	79.855	0
30.	1:38'04.895	4'19.435 (31)	53.630	46.105	1'42.827	56.873	75.205	0
31.	1:42'40.450	4'35.555 (34)	1'22.437	45.463	1'38.679	48.976	80.440	0
32.	1:48'28.479	5'48.029 (35)	3'59.538	25.091	56.244	27.156	184.151	0
33.	1:50'57.579	2'29.100 (8)	40.735	25.033	56.276	27.056	188.903	0
34.	1:53'26.310	2'28.731 (5)	40.764	24.808	56.094	27.065	186.497	0
35.	1:55'54.021	B 2'27.711 (1)	40.613	24.651	55.293	27.154	184.926	0
36.	1:58'21.759	2'27.738 (2)	40.690	24.686	55.272	27.090	186.497	0
37.	2:00'50.823	2'29.064 (7)	40.879	25.633	55.365	27.187	184.538	0
38.	2:03'20.359	2'29.536 (10)	41.073	25.000	55.320	28.143	186.102	0



Round 3

2024 SUZUKA CLUBMAN RACE



Organized by **ARC-SMSC**

Minutes Endurance Challenge

MEC120 決勝

2024 / 6 / 16 :

SUZUKA CIRCUIT

個別ラップ表

Weather :Fine

Full Course 4-Wheels(5,807m)

Track :Dry

No	78	Best Time	2'28.280	140.985 km/h
Name	鍋家/岡井	Total Time	2:03'39.318	36 Laps
Team	イマージュToyBoxセレクトSPプラス	Average Lap Time	3'26.869	
Type	VITA-01	Today's Rank	15 / 26	
		Today's Top Time	2'26.391	142.804 km/h

No	78 (Driver1)	Best Time		km/h
Name	鍋家 武	Total Time		Laps
Team	イマージュToyBoxセレクトSPプラス	Average Lap Time		
Type	VITA-01	Today's Rank		
		Today's Top Time		km/h

No	78 (Driver2)	Best Time		km/h
Name	岡井 貴経	Total Time		Laps
Team	イマージュToyBoxセレクトSPプラス	Average Lap Time		
Type	VITA-01	Today's Rank		
		Today's Top Time		km/h

Lap	Passing Time	Lap Time	Sec1	Sec2	Sec3	Sec4	km/h	Driver No
			1'08.989	25.338	56.363	28.190	188.094	0
1.	2'58.880							
2.	5'27.535	2'28.655 (4)	41.148	25.002	55.127	27.378	186.894	0
3.	7'58.588	2'31.053 (15)	41.523	25.024	55.356	29.150	188.094	0
4.	10'29.524	2'30.936 (14)	41.845	24.827	56.788	27.476	186.894	0
5.	12'57.804	B 2'28.280 (1)	40.866	24.884	55.399	27.131	184.926	0
6.	15'26.193	2'28.389 (2)	40.989	24.802	54.860	27.738	191.373	0
7.	18'01.356	2'35.163 (20)	41.902	27.830	57.239	28.192	179.265	0
8.	21'10.137	3'08.781 (24)	1'04.418	37.199	57.323	29.841	161.768	0
9.	23'49.706	2'39.569 (21)	43.288	27.580	58.717	29.984	182.241	0
10.	27'40.118	3'50.412 (27)	1'10.574	46.753	1'14.617	38.468	183.766	0
11.	30'53.292	3'13.174 (25)	44.255	29.550	58.930	1'00.439	181.863	0
12.	34'56.399	4'03.107 (28)	48.975	27.636	1'36.172	1'10.324	75.789	0
13.	39'18.416	Pit 4'22.017 (30)	1'20.407	52.384	1'35.112	34.114	169.903	0
14.	45'54.165	6'35.749 (34)	4'45.515	26.023	56.459	27.752	183.000	0
15.	48'29.067	2'34.902 (19)	42.848	25.986	56.260	29.808	183.382	0
16.	51'02.728	2'33.661 (18)	42.689	26.557	56.524	27.891	183.766	0
17.	53'33.190	2'30.462 (12)	41.783	25.280	55.952	27.447	184.538	0
18.	56'15.461	2'42.271 (22)	41.423	25.037	1'02.954	32.857	175.329	0
19.	1:00'04.760	3'49.299 (26)	53.058	29.186	1'31.181	55.874	82.324	0
20.	1:04'30.391	4'25.631 (31)	1'24.859	49.124	1'36.963	34.685	109.118	0
21.	1:07'01.518	2'31.127 (16)	41.995	24.948	56.660	27.524	190.130	0
22.	1:09'31.598	2'30.080 (11)	42.364	24.879	55.697	27.140	186.497	0
23.	1:12'03.307	2'31.709 (17)	41.193	27.283	55.985	27.248	188.498	0



Round 3

2024 SUZUKA CLUBMAN RACE

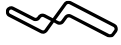


Organized by **ARC-SMSC**

Minutes Endurance Challenge

MEC120 決勝

2024 / 6 / 16 :



SUZUKA CIRCUIT

Full Course 4-Wheels(5,807m)

個別ラップ表

Weather :Fine

Track :Dry

Lap	Passing Time	Lap Time	Sec1	Sec2	Sec3	Sec4	km/h	Driver No
24.	1:14'32.151	2'28.844 (6)	40.866	24.862	55.719	27.397	188.094	0
25.	1:17'01.628	2'29.477 (9)	41.396	25.160	55.822	27.099	190.130	0
26.	1:30'49.837	13'48.209 (35)	40.994	11'28.897	1'05.920	32.398	177.814	0
27.	1:33'48.014	2'58.177 (23)	43.290	26.836	1'02.950	45.101	87.229	0
28.	1:38'07.348	4'19.334 (29)	53.570	46.461	1'43.049	56.254	73.261	0
29.	1:42'43.181	4'35.833 (32)	1'23.208	44.915	1'38.566	49.144	83.182	0
30.	1:48'42.566	5'59.385 (33)	4'10.601	25.294	56.369	27.121	187.692	0
31.	1:51'11.958	2'29.392 (7)	41.176	25.044	55.760	27.412	190.130	0
32.	1:53'42.420	2'30.462 (12)	40.993	25.140	55.636	28.693	186.894	0
33.	1:56'11.824	2'29.404 (8)	41.373	24.876	55.466	27.689	190.542	0
34.	1:58'40.663	2'28.839 (5)	41.011	25.113	55.146	27.569	188.903	0
35.	2:01'09.286	2'28.623 (3)	41.327	24.922	55.340	27.034	187.292	0
36.	2:03'39.318	2'30.032 (10)	41.079	24.986	55.691	28.276	188.498	0



Round 3

2024 SUZUKA CLUBMAN RACE



Organized by **ARC-SMSC**

Minutes Endurance Challenge

MEC120 決勝

2024 / 6 / 16 :



SUZUKA CIRCUIT

個別ラップ表

Weather :Fine

Full Course 4-Wheels(5,807m)

Track :Dry

No	83	Best Time	2'29.730	139.619 km/h
Name	東/齋藤	Total Time	2:02'09.258	38 Laps
Team	スリーワイドレーシング.レブリスポーツ	Average Lap Time	3'12.992	
Type	VITA-01	Today's Rank	20 / 26	
		Today's Top Time	2'26.391	142.804 km/h

No	83 (Driver1)	Best Time		km/h
Name	東 幸夫	Total Time		Laps
Team	スリーワイドレーシング.レブリスポーツ	Average Lap Time		
Type	VITA-01	Today's Rank		
		Today's Top Time		km/h

No	83 (Driver2)	Best Time		km/h
Name	齋藤 隆	Total Time		Laps
Team	スリーワイドレーシング.レブリスポーツ	Average Lap Time		
Type	VITA-01	Today's Rank		
		Today's Top Time		km/h

Lap	Passing Time	Lap Time	Sec1	Sec2	Sec3	Sec4	km/h	Driver No
			1'17.339	25.893	56.667	28.639	186.497	0
1.	3'08.538							
2.	5'40.811	2'32.273 (10)	42.284	25.215	55.785	28.989	184.151	0
3.	8'10.541	B 2'29.730 (1)	41.333	24.959	55.928	27.510	184.538	0
4.	10'43.524	2'32.983 (11)	41.270	25.646	56.848	29.219	187.292	0
5.	13'14.003	2'30.479 (4)	41.251	25.180	55.401	28.647	188.903	0
6.	15'45.739	2'31.736 (8)	41.925	26.529	55.912	27.370	183.382	0
7.	18'26.686	2'40.947 (20)	43.751	27.387	59.636	30.173	156.299	0
8.	21'28.078	3'01.392 (24)	49.640	40.256	1'01.130	30.366	175.329	0
9.	24'02.708	2'34.630 (12)	43.406	26.043	56.945	28.236	181.863	0
10.	27'48.311	3'45.603 (28)	1'06.079	58.329	1'03.179	38.016	187.292	0
11.	31'02.429	3'14.118 (26)	43.513	29.855	58.381	1'02.369	183.766	0
12.	35'07.529	4'05.100 (31)	46.523	27.940	1'38.903	1'11.734	97.168	0
13.	39'18.845	4'11.316 (32)	1'18.260	50.326	1'34.519	28.211	183.766	0
14.	41'48.618	2'29.773 (2)	41.195	25.185	55.935	27.458	181.863	0
15.	44'24.228	2'35.610 (14)	41.372	25.389	56.102	32.747	183.382	0
16.	50'40.670	6'16.442 (36)	4'21.896	26.748	58.520	29.278	178.537	0
17.	53'19.115	2'38.445 (19)	43.343	26.016	58.135	30.951	181.113	0
18.	56'06.968	2'47.853 (22)	43.977	26.671	1'00.255	36.950	178.537	0
19.	59'59.501	3'52.533 (30)	50.308	28.301	1'37.695	56.229	86.798	0
20.	1:04'26.394	4'26.893 (33)	1'24.913	48.448	1'37.381	36.151	120.992	0
21.	1:07'03.054	2'36.660 (16)	42.805	26.051	59.588	28.216	188.903	0
22.	1:09'41.081	2'38.027 (18)	43.473	28.248	57.783	28.523	184.151	0
23.	1:12'16.695	2'35.614 (15)	43.563	26.447	57.291	28.313	183.000	0



Round 3

2024 SUZUKA CLUBMAN RACE

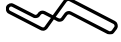
Organized by **ARC-SMSC**



Minutes Endurance Challenge

MEC120 決勝

2024 / 6 / 16 :



SUZUKA CIRCUIT

Full Course 4-Wheels(5,807m)

個別ラップ表

Weather :Fine

Track :Dry

Lap	Passing Time	Lap Time	Sec1	Sec2	Sec3	Sec4	km/h	Driver No
24.	1:14'53.402	2'36.707 (17)	44.497	26.198	57.484	28.528	185.708	0
25.	1:17'28.809	2'35.407 (13)	42.288	26.273	58.286	28.560	183.766	0
26.	1:20'19.193	2'50.384 (23)	43.275	28.306	1'05.453	33.350	167.954	0
27.	1:23'45.846	3'26.653 (27)	46.611	28.524	1'20.233	51.285	91.120	0
28.	1:28'58.170	5'12.324 (35)	1'23.220	47.354	2'02.969	58.781	30.021	0
29.	1:33'26.980	4'28.810 (34)	1'10.497	55.998	1'40.524	41.791	60.958	0
30.	1:36'39.238	3'12.258 (25)	54.646	31.889	1'09.493	36.230	128.421	0
31.	1:39'23.357	2'44.119 (21)	45.784	27.685	59.941	30.709	176.032	0
32.	1:43'11.233	3'47.876 (29)	44.666	41.491	1'37.271	44.448	107.912	0
33.	1:49'34.409	6'23.176 (37)	4'33.414	25.874	56.435	27.453	185.316	0
34.	1:52'05.219	2'30.810 (5)	41.108	25.367	56.654	27.681	183.000	0
35.	1:54'36.230	2'31.011 (6)	41.459	25.282	56.462	27.808	185.708	0
36.	1:57'06.314	2'30.084 (3)	41.519	24.962	56.193	27.410	185.708	0
37.	1:59'38.181	2'31.867 (9)	41.349	25.221	57.727	27.570	182.620	0
38.	2:02'09.258	2'31.077 (7)	41.342	25.392	56.775	27.568	184.151	0



Round 3

2024 SUZUKA CLUBMAN RACE



Organized by **ARC-SMSC**

Minutes Endurance Challenge

MEC120 決勝

2024 / 6 / 16 :



SUZUKA CIRCUIT

個別ラップ表

Weather :Fine

Track :Dry

Full Course 4-Wheels(5,807m)

No	85	Best Time	2'27.438	141.790 km/h
Name	西尾/猪股	Total Time	2:03'31.561	39 Laps
Team	CUR クロス・アップレーシング 制動屋	Average Lap Time	3'10.311	
Type	VITA-01	Today's Rank	5 / 26	
		Today's Top Time	2'26.391	142.804 km/h

No	85 (Driver1)	Best Time		km/h
Name	西尾 和早	Total Time		Laps
Team	CUR クロス・アップレーシング 制動屋	Average Lap Time		
Type	VITA-01	Today's Rank		
		Today's Top Time		km/h

No	85 (Driver2)	Best Time		km/h
Name	猪股 京介	Total Time		Laps
Team	CUR クロス・アップレーシング 制動屋	Average Lap Time		
Type	VITA-01	Today's Rank		
		Today's Top Time		km/h

Lap	Passing Time	Lap Time	Sec1	Sec2	Sec3	Sec4	km/h	Driver No	
			1'09.554	25.197	56.886	28.075	183.000	0	
1.	2'59.712		40.943	25.013	54.895	27.822	189.719	0	
2.	5'28.385	2'28.673 (12)	40.907	25.087	55.127	27.820	191.373	0	
3.	7'57.326	2'28.941 (13)	40.414	25.290	55.760	27.187	184.538	0	
4.	10'25.977	2'28.651 (11)	40.735	24.569	55.216	27.178	183.766	0	
5.	12'53.675	2'27.698 (4)	40.862	24.560	55.189	27.368	183.766	0	
6.	15'21.654	2'27.979 (8)	40.884	25.150	57.831	28.694	180.370	0	
7.	17'54.213	2'32.559 (19)	40.884	25.150	57.831	28.694	180.370	0	
8.	21'05.659	3'11.446 (27)	1'07.669	35.115	59.777	28.885	174.632	0	
9.	23'47.391	2'41.732 (23)	45.277	27.435	59.174	29.846	172.913	0	
10.	27'35.534	3'48.143 (28)	1'09.381	46.805	1'13.949	38.008	178.174	0	
11.	30'44.713	3'09.179 (26)	41.971	30.073	59.769	57.366	179.265	0	
12.	34'46.479	4'01.766 (30)	50.475	27.628	1'34.272	1'09.391	83.182	0	
13.	39'06.647	4'20.168 (32)	1'23.089	50.442	1'38.522	28.115	157.986	0	
14.	41'35.156	2'28.509 (9)	40.716	24.638	54.999	28.156	189.719	0	
15.	44'06.339	Pit	2'31.183 (17)	40.872	24.510	54.906	30.895	187.692	0
16.	46'59.273	Pit	2'52.934 (25)	1'00.931	24.542	55.414	32.047	186.102	0
17.	52'52.254	5'52.981 (38)	4'04.797	24.757	55.365	28.062	186.102	0	
18.	55'31.643	2'39.389 (22)	41.414	25.371	59.211	33.393	148.378	0	
19.	59'45.658	4'14.015 (31)	46.041	41.153	1'51.087	55.734	57.449	0	
20.	1:04'18.283	4'32.625 (35)	1'27.143	48.339	1'40.710	36.433	113.342	0	
21.	1:06'48.435	2'30.152 (16)	41.001	24.914	56.299	27.938	186.497	0	
22.	1:09'17.391	2'28.956 (14)	41.479	24.659	54.981	27.837	190.130	0	
23.	1:11'49.205	2'31.814 (18)	41.655	26.469	55.640	28.050	192.632	0	



Round 3

2024 SUZUKA CLUBMAN RACE

Organized by **ARC-SMSC**



Minutes Endurance Challenge

MEC120 決勝

2024 / 6 / 16 :

 **SUZUKA CIRCUIT**
Full Course 4-Wheels(5,807m)

個別ラップ表

Weather :Fine
Track :Dry

Lap	Passing Time	Lap Time	Sec1	Sec2	Sec3	Sec4	km/h	Driver No
24.	1:14'16.877	2'27.672 (3)	40.839	24.652	54.906	27.275	190.130	0
25.	1:16'44.348	2'27.471 (2)	40.583	24.720	55.120	27.048	193.055	0
26.	1:19'19.235	2'34.887 (21)	40.780	24.700	1'00.824	28.583	178.537	0
27.	1:23'19.996	4'00.761 (29)	43.677	29.017	1'50.344	57.723	62.078	0
28.	1:28'35.334	5'15.338 (36)	1'25.981	51.206	2'01.094	57.057	56.708	0
29.	1:33'06.337	4'31.003 (34)	1'18.440	46.921	1'44.866	40.776	72.356	0
30.	1:35'41.187	2'34.850 (20)	42.302	25.820	57.962	28.766	186.497	0
31.	1:38'26.754	2'45.567 (24)	41.537	25.756	56.693	41.581	187.292	0
32.	1:42'54.981	4'28.227 (33)	1'19.773	46.301	1'37.216	44.937	93.248	0
33.	1:48'42.152	5'47.171 (37)	3'59.204	25.247	55.554	27.166	187.292	0
34.	1:51'09.854	2'27.702 (5)	40.755	24.834	55.095	27.018	190.130	0
35.	1:53'38.444	2'28.590 (10)	41.302	24.639	55.248	27.401	186.102	0
36.	1:56'05.882	B 2'27.438 (1)	40.663	24.686	55.048	27.041	186.497	0
37.	1:58'33.787	2'27.905 (7)	40.912	24.721	55.196	27.076	187.692	0
38.	2:01'01.567	2'27.780 (6)	41.156	24.773	54.894	26.957	190.130	0
39.	2:03'31.561	2'29.994 (15)	40.834	26.263	55.820	27.077	188.498	0



Round 3

2024 SUZUKA CLUBMAN RACE



Organized by **ARC-SMSC**

Minutes Endurance Challenge

MEC120 決勝

2024 / 6 / 16



SUZUKA CIRCUIT

個別ラップ表

Weather :Fine

Full Course 4-Wheels(5,807m)

Track :Dry

No	93	Best Time	2'27.836	141.408 km/h
Name	田幸/米田	Total Time	2:03'47.366	39 Laps
Team	TMR 萬雲塾 VITA	Average Lap Time	3'10.600	
Type	VITA-01	Today's Rank	11 / 26	
		Today's Top Time	2'26.391	142.804 km/h

No	93 (Driver1)	Best Time		km/h
Name	田幸 和純	Total Time		Laps
Team	TMR 萬雲塾 VITA	Average Lap Time		
Type	VITA-01	Today's Rank		
		Today's Top Time		km/h

No	93 (Driver2)	Best Time		km/h
Name	米田 弘幸	Total Time		Laps
Team	TMR 萬雲塾 VITA	Average Lap Time		
Type	VITA-01	Today's Rank		
		Today's Top Time		km/h

Lap	Passing Time	Lap Time	Sec1	Sec2	Sec3	Sec4	km/h	Driver No
			1'12.521	25.971	56.852	29.192	188.094	0
1.	3'04.536							
2.	5'37.230	2'32.694 (20)	42.732	25.727	55.696	28.539	190.957	0
3.	8'08.093	2'30.863 (13)	41.557	25.276	56.222	27.808	187.292	0
4.	10'40.468	2'32.375 (18)	41.716	26.696	56.247	27.716	183.000	0
5.	13'11.696	2'31.228 (15)	41.951	26.008	55.763	27.506	186.497	0
6.	15'43.194	2'31.498 (16)	42.693	25.353	55.799	27.653	184.538	0
7.	18'21.881	2'38.687 (25)	42.509	26.559	1'00.006	29.613	181.113	0
8.	21'18.726	2'56.845 (27)	50.441	38.023	58.858	29.523	183.000	0
9.	23'56.270	2'37.544 (24)	43.384	26.133	58.246	29.781	176.032	0
10.	27'52.595	3'56.325 (30)	1'08.353	58.579	1'04.144	45.249	185.708	0
11.	35'10.331	7'17.736 (38)	4'04.145	26.444	1'38.012	1'09.135	111.190	0
12.	39'24.232	4'13.901 (31)	1'20.268	50.773	1'34.476	28.384	185.316	0
13.	41'54.256	2'30.024 (9)	41.954	24.976	55.711	27.383	184.538	0
14.	44'24.173	2'29.917 (8)	40.962	24.870	56.600	27.485	182.620	0
15.	46'53.824	2'29.651 (6)	41.011	24.996	55.699	27.945	183.000	0
16.	49'23.305	2'29.481 (5)	41.252	25.187	55.837	27.205	184.926	0
17.	51'53.341	2'30.036 (10)	41.610	25.743	55.446	27.237	185.708	0
18.	54'23.567	2'30.226 (12)	41.346	25.637	56.025	27.218	183.382	0
19.	57'02.263	2'38.696 (26)	43.286	27.511	58.490	29.409	182.620	0
20.	1:00'18.652	3'16.389 (28)	42.963	26.105	1'12.191	55.130	83.737	0
21.	1:04'38.829	4'20.177 (33)	1'26.557	50.465	1'31.652	31.503	175.680	0
22.	1:07'08.901	2'30.072 (11)	41.035	24.930	55.880	28.227	189.310	0
23.	1:09'37.404	2'28.503 (2)	40.953	24.959	55.540	27.051	188.498	0



Round 3

2024 SUZUKA CLUBMAN RACE

Organized by **ARC-SMSC**



Minutes Endurance Challenge

MEC120 決勝

2024 / 6 / 16 :

 **SUZUKA CIRCUIT**
Full Course 4-Wheels(5,807m)

個別ラップ表

Weather :Fine
Track :Dry

Lap	Passing Time	Lap Time	Sec1	Sec2	Sec3	Sec4	km/h	Driver No
		2'28.834 (3)	40.852	25.305	55.124	27.553	189.719	0
24.	1:12'06.238	B 2'27.836 (1)	40.881	24.760	55.271	26.924	189.719	0
25.	1:14'34.074	2'28.893 (4)	41.005	25.417	55.475	26.996	190.130	0
26.	1:17'02.967	2'34.301 (22)	40.974	25.265	57.608	30.454	178.537	0
27.	1:19'37.268	3'56.146 (29)	44.573	28.842	1'44.468	58.263	69.439	0
28.	1:23'33.414	Pit						
		5'42.276 (36)	1'54.028	41.495	2'05.432	1'01.321	46.923	0
29.	1:29'15.690	4'28.603 (34)	1'15.886	49.650	1'37.811	45.256	81.108	0
30.	1:33'44.293	4'19.373 (32)	53.314	46.240	1'42.888	56.931	74.630	0
31.	1:38'03.666	4'29.074 (35)	1'22.367	45.527	1'38.382	42.798	80.440	0
32.	1:42'32.740	2'35.597 (23)	41.185	25.358	56.202	32.852	188.903	0
33.	1:45'08.337	Pit						
		6'00.546 (37)	4'10.084	26.233	56.381	27.848	188.903	0
34.	1:51'08.883	2'32.490 (19)	42.760	25.634	56.010	28.086	185.316	0
35.	1:53'41.373	2'31.187 (14)	41.787	25.223	55.757	28.420	186.102	0
36.	1:56'12.560	2'29.800 (7)	41.757	25.305	55.489	27.249	188.498	0
37.	1:58'42.360	2'32.156 (17)	41.350	27.118	56.085	27.603	190.957	0
38.	2:01'14.516	2'32.850 (21)	41.551	25.071	58.216	28.012	182.620	0
39.	2:03'47.366							



Round 3

2024 SUZUKA CLUBMAN RACE



Organized by **ARC-SMSC**

Minutes Endurance Challenge

MEC120 決勝

2024 / 6 / 16 :

SUZUKA CIRCUIT

個別ラップ表

Weather :Fine

Full Course 4-Wheels(5,807m)

Track :Dry

No	96	Best Time	2'32.807	136.808 km/h
Name	中川/大村	Total Time	2:02'13.387	37 Laps
Team	ABBEY RACING	Average Lap Time	3'18.013	
Type	VITA-01	Today's Rank	24 / 26	
		Today's Top Time	2'26.391	142.804 km/h

No	96 (Driver1)	Best Time		km/h
Name	中川 恵裕	Total Time		Laps
Team	ABBEY RACING	Average Lap Time		
Type	VITA-01	Today's Rank		
		Today's Top Time		km/h

No	96 (Driver2)	Best Time		km/h
Name	大村 真史	Total Time		Laps
Team	ABBEY RACING	Average Lap Time		
Type	VITA-01	Today's Rank		
		Today's Top Time		km/h

Lap	Passing Time	Lap Time	Sec1	Sec2	Sec3	Sec4	km/h	Driver No
			1'29.872	27.237	58.828	28.963	179.265	0
1.	3'24.900							
2.	6'00.206	2'35.306 (11)	43.755	25.759	57.153	28.639	179.265	0
3.	8'34.975	2'34.769 (9)	43.276	25.809	57.377	28.307	181.488	0
4.	11'09.040	2'34.065 (6)	42.810	25.925	56.863	28.467	180.000	0
5.	13'43.270	2'34.230 (7)	42.979	25.772	56.724	28.755	181.113	0
6.	16'19.421	2'36.151 (15)	44.514	25.799	56.949	28.889	181.113	0
7.	18'57.274	2'37.853 (16)	44.297	26.818	57.673	29.065	180.370	0
8.	23'02.063	4'04.789 (29)	43.997	28.510	1'50.576	1'01.706	38.884	0
9.	27'16.982	4'14.919 (30)	1'32.741	44.467	1'17.707	40.004	176.032	0
10.	30'32.611	3'15.629 (24)	46.637	30.498	1'00.954	57.540	179.632	0
11.	34'28.187	3'55.576 (28)	46.516	27.813	1'38.302	1'02.945	71.531	0
12.	38'55.626	4'27.439 (32)	1'29.192	51.637	1'37.290	29.320	177.455	0
13.	41'31.613	2'35.987 (14)	44.868	26.049	56.650	28.420	182.241	0
14.	44'17.303	2'45.690 (21)	43.382	27.381	57.273	37.654	180.000	0
15.	50'53.493	6'36.190 (36)	4'19.032	25.868	1'21.297	29.993	163.271	0
16.	53'29.418	2'35.925 (13)	43.200	26.681	57.596	28.448	182.620	0
17.	56'14.605	2'45.187 (20)	42.097	26.685	1'02.853	33.552	159.419	0
18.	1:00'03.839	3'49.234 (27)	53.424	29.251	1'30.763	55.796	84.788	0
19.	1:04'30.027	4'26.188 (31)	1'24.846	49.054	1'37.262	35.026	120.000	0
20.	1:07'11.199	2'41.172 (18)	44.068	29.040	59.797	28.267	188.094	0
21.	1:09'44.692	2'33.493 (3)	42.042	26.660	56.508	28.283	186.102	0
22.	1:12'17.499	B 2'32.807 (1)	42.146	25.912	56.351	28.398	186.497	0
23.	1:14'51.065	2'33.566 (4)	42.387	26.836	56.437	27.906	188.094	0



Round 3

2024 SUZUKA CLUBMAN RACE

Organized by **ARC-SMSC**



Minutes Endurance Challenge

MEC120 決勝

2024 / 6 / 16 :



SUZUKA CIRCUIT

Full Course 4-Wheels(5,807m)

個別ラップ表

Weather :Fine

Track :Dry

Lap	Passing Time	Lap Time	Sec1	Sec2	Sec3	Sec4	km/h	Driver No
24.	1:17'23.976	2'32.911 (2)	42.361	25.913	56.282	28.355	187.692	0
25.	1:20'13.891	2'49.915 (22)	41.601	30.219	1'06.385	31.710	178.174	0
26.	1:23'42.965	3'29.074 (25)	44.967	28.407	1'20.870	54.830	66.194	0
27.	1:28'55.444	5'12.479 (34)	1'24.448	46.650	2'02.826	58.555	33.540	0
28.	1:33'25.526	4'30.082 (33)	1'11.773	53.490	1'42.004	42.815	62.968	0
29.	1:36'36.507	3'10.981 (23)	54.255	31.523	1'09.529	35.674	139.873	0
30.	1:39'21.410	2'44.903 (19)	45.551	28.130	1'00.638	30.584	174.632	0
31.	1:42'58.945	3'37.535 (26)	43.919	40.940	1'37.610	35.066	104.447	0
32.	1:45'38.669	2'39.724 (17)	44.226	26.095	56.827	32.576	187.692	0
33.	1:51'54.110	6'15.441 (35)	4'21.880	27.145	57.290	29.126	181.113	0
34.	1:54'28.580	2'34.470 (8)	42.483	25.523	57.819	28.645	182.620	0
35.	1:57'03.715	2'35.135 (10)	42.435	26.671	57.297	28.732	183.766	0
36.	1:59'39.638	2'35.923 (12)	42.724	26.059	59.054	28.086	184.926	0
37.	2:02'13.387	2'33.749 (5)	43.182	25.667	56.650	28.250	184.538	0

Pit



Round 3

2024 SUZUKA CLUBMAN RACE



Organized by **ARC-SMSC**

Minutes Endurance Challenge

MEC120 決勝

2024 / 6 / 16 :

SUZUKA CIRCUIT
Full Course 4-Wheels(5,807m)

個別ラップ表

Weather :Fine

Track :Dry

No	105	Best Time	2'26.778	142.427 km/h
Name	吉村/谷川	Total Time	2:03'49.975	39 Laps
Team	ヨシムラオートVITA	Average Lap Time	3'10.821	
Type	VITA-01	Today's Rank	4 / 26	
		Today's Top Time	2'26.391	142.804 km/h

No	105 (Driver1)	Best Time		km/h
Name	吉村 雅一	Total Time		Laps
Team	ヨシムラオートVITA	Average Lap Time		
Type	VITA-01	Today's Rank		
		Today's Top Time		km/h

No	105 (Driver2)	Best Time		km/h
Name	谷川 達也	Total Time		Laps
Team	ヨシムラオートVITA	Average Lap Time		
Type	VITA-01	Today's Rank		
		Today's Top Time		km/h

Lap	Passing Time	Lap Time	Sec1	Sec2	Sec3	Sec4	km/h	Driver No
			1'08.440	25.436	56.292	28.573	182.241	0
1.	2'58.741		43.253	25.661	56.203	28.813	185.316	0
2.	5'32.671	2'33.930 (17)	41.969	26.127	1'05.896	28.604	183.382	0
3.	8'15.267	2'42.596 (24)	42.581	25.531	57.429	28.546	183.766	0
4.	10'49.354	2'34.087 (18)	42.651	25.680	56.253	28.159	184.538	0
5.	13'22.097	2'32.743 (13)	42.881	25.461	56.182	28.104	185.708	0
6.	15'54.725	2'32.628 (11)	46.368	27.202	59.278	30.936	175.680	0
7.	18'38.509	2'43.784 (25)	45.637	36.611	1'05.872	30.313	170.895	0
8.	21'36.942	2'58.433 (27)	44.703	28.288	57.956	29.370	184.538	0
9.	24'17.259	2'40.317 (23)	56.221	58.202	1'04.562	33.990	184.151	0
10.	27'50.234	3'32.975 (29)	45.985	29.591	58.926	1'00.407	183.382	0
11.	31'05.143	3'14.909 (28)	47.859	28.549	1'38.296	1'09.646	112.615	0
12.	35'09.493	4'04.350 (31)	1'19.823	51.195	1'34.337	29.157	184.926	0
13.	39'24.005	4'14.512 (32)	42.918	25.602	56.315	28.266	183.766	0
14.	41'57.106	2'33.101 (15)	42.108	25.318	56.252	28.184	182.620	0
15.	44'28.968	2'31.862 (10)	43.578	25.452	55.834	28.063	185.316	0
16.	47'01.895	2'32.927 (14)	43.836	25.477	56.521	28.325	185.708	0
17.	49'36.054	2'34.159 (19)	43.190	25.859	56.419	33.741	183.766	0
18.	52'15.263	2'39.209 (22)	4'04.379	41.294	1'51.084	56.735	59.072	0
19.	59'48.755	7'33.492 (38)	4'30.488	49.055	1'39.744	35.723	123.893	0
20.	1:04'19.243	4'30.488 (35)	40.588	24.671	55.810	27.466	189.310	0
21.	1:06'47.778	2'28.535 (7)	40.601	24.676	55.387	27.244	186.497	0
22.	1:09'15.686	2'27.908 (3)	40.518	24.825	54.795	26.944	189.310	0
23.	1:11'42.768	2'27.082 (2)						



Round 3

2024 SUZUKA CLUBMAN RACE

Organized by **ARC-SMSC**



Minutes Endurance Challenge

MEC120 決勝

2024 / 6 / 16 :

 **SUZUKA CIRCUIT**
Full Course 4-Wheels(5,807m)

個別ラップ表

Weather :Fine
Track :Dry

Lap	Passing Time	Lap Time	Sec1	Sec2	Sec3	Sec4	km/h	Driver No
24.	1:14'11.816	2'29.048 (8)	42.095	24.786	54.770	27.397	192.632	0
25.	1:16'40.286	2'28.470 (4)	40.367	25.515	55.472	27.116	187.292	0
26.	1:19'11.494	2'31.208 (9)	40.779	24.672	56.439	29.318	187.292	0
27.	1:23'12.669	4'01.175 (30)	43.777	31.132	1'48.492	57.774	54.525	0
28.	1:28'28.449	5'15.780 (36)	1'26.388	51.237	1'59.904	58.251	60.915	0
29.	1:32'56.868	4'28.419 (34)	1'18.807	45.824	1'45.381	38.407	78.011	0
30.	1:35'30.751	2'33.883 (16)	42.701	25.927	56.309	28.946	189.310	0
31.	1:38'19.451	2'48.700 (26)	43.155	26.167	56.583	42.795	190.957	0
32.	1:42'44.221	4'24.770 (33)	1'20.586	45.241	1'37.548	41.395	100.966	0
33.	1:45'12.699	2'28.478 (5)	40.731	24.685	55.550	27.512	200.548	0
34.	1:47'41.178	2'28.479 (6)	40.440	25.171	55.603	27.265	192.632	0
35.	1:50'07.956	B 2'26.778 (1)	40.403	24.598	54.834	26.943	190.542	0
36.	1:52'44.235	2'36.279 (20)	40.897	25.013	55.554	34.815	186.102	0
37.	1:58'40.530	5'56.295 (37)	4'04.993	25.622	56.925	28.755	184.926	0
38.	2:01'17.325	2'36.795 (21)	42.418	26.621	58.825	28.931	187.292	0
39.	2:03'49.975	2'32.650 (12)	42.311	25.754	56.570	28.015	187.292	0



Round 3

2024 SUZUKA CLUBMAN RACE



Organized by **ARC-SMSC**

Minutes Endurance Challenge

MEC120 決勝

2024 / 6 / 16 :



SUZUKA CIRCUIT

個別ラップ表

Weather :Fine

Full Course 4-Wheels(5,807m)

Track :Dry

No	117	Best Time	2'27.476	141.753 km/h
Name	斎藤/三浦	Total Time	2:03'37.315	39 Laps
Team	Team M 岡部自動車 D.D.R	Average Lap Time	3'10.520	
Type	VITA-01	Today's Rank	6 / 26	
		Today's Top Time	2'26.391	142.804 km/h

No	117 (Driver1)	Best Time		km/h
Name	斎藤 愛未	Total Time		Laps
Team	Team M 岡部自動車 D.D.R	Average Lap Time		
Type	VITA-01	Today's Rank		
		Today's Top Time		km/h

No	117 (Driver2)	Best Time		km/h
Name	三浦 愛	Total Time		Laps
Team	Team M 岡部自動車 D.D.R	Average Lap Time		
Type	VITA-01	Today's Rank		
		Today's Top Time		km/h

Lap	Passing Time	Lap Time	Sec1	Sec2	Sec3	Sec4	km/h	Driver No
			1'08.739	25.398	55.985	27.407	187.292	0
1.	2'57.529							
2.	5'27.013	2'29.484 (14)	41.712	24.916	55.687	27.169	186.894	0
3.	7'57.049	2'30.036 (16)	41.400	25.269	55.370	27.997	185.316	0
4.	10'27.470	2'30.421 (19)	41.056	25.237	56.062	28.066	190.130	0
5.	12'55.782	2'28.312 (6)	40.917	25.088	55.100	27.207	185.708	0
6.	15'23.773	2'27.991 (4)	40.775	24.977	54.954	27.285	186.102	0
7.	17'57.923	2'34.150 (21)	41.255	25.405	58.569	28.921	177.814	0
8.	21'07.353	3'09.430 (26)	1'05.076	37.200	58.001	29.153	157.702	0
9.	23'47.860	2'40.507 (24)	44.091	27.397	59.199	29.820	166.364	0
10.	27'37.313	3'49.453 (28)	1'09.837	47.230	1'13.081	39.305	179.632	0
11.	30'47.148	3'09.835 (27)	42.211	29.004	59.772	58.848	176.032	0
12.	34'48.448	4'01.300 (29)	48.885	27.705	1'35.084	1'09.626	77.872	0
13.	39'07.847	4'19.399 (31)	1'22.143	50.178	1'38.021	29.057	160.000	0
14.	41'37.885	2'30.038 (17)	40.921	25.075	54.689	29.353	190.542	0
15.	44'06.770	2'28.885 (12)	40.929	24.971	55.743	27.242	184.926	0
16.	46'35.181	2'28.411 (7)	40.764	25.203	55.015	27.429	186.102	0
17.	49'10.055	2'34.874 (23)	40.935	25.085	55.107	33.747	185.708	0
		Pit						
18.	54'58.520	5'48.465 (37)	3'59.975	25.007	55.556	27.927	186.497	0
19.	59'37.252	4'38.732 (35)	1'01.906	50.392	1'50.913	55.521	73.017	0
20.	1:04'12.257	4'35.005 (34)	1'28.102	48.491	1'41.611	36.801	101.315	0
21.	1:06'39.733	B 2'27.476 (1)	40.819	24.618	54.738	27.301	192.210	0
22.	1:09'07.602	2'27.869 (3)	40.666	24.725	55.015	27.463	189.719	0
23.	1:11'36.147	2'28.545 (8)	40.853	24.893	54.646	28.153	188.498	0



Round 3

2024 SUZUKA CLUBMAN RACE



Organized by **ARC-SMSC**

Minutes Endurance Challenge

MEC120 決勝

2024 / 6 / 16 :



SUZUKA CIRCUIT

個別ラップ表

Weather :Fine

Full Course 4-Wheels(5,807m)

Track :Dry

Lap	Passing Time	Lap Time	Sec1	Sec2	Sec3	Sec4	km/h	Driver No
24.	1:14'03.902	2'27.755 (2)	40.536	24.651	54.828	27.740	193.907	0
25.	1:16'32.448	2'28.546 (9)	41.450	24.713	55.023	27.360	189.310	0
26.	1:19'01.024	2'28.576 (11)	40.713	24.726	55.398	27.739	187.292	0
27.	1:23'11.618	4'10.594 (30)	50.173	34.348	1'48.218	57.855	56.634	0
28.	1:28'27.160	5'15.542 (36)	1'26.231	51.588	1'59.900	57.823	60.831	0
29.	1:32'56.432	4'29.272 (33)	1'19.021	46.170	1'45.402	38.679	83.817	0
30.	1:35'30.264	2'33.832 (20)	42.269	25.677	56.014	29.872	184.151	0
31.	1:38'18.350	2'48.086 (25)	42.976	25.896	57.010	42.204	189.310	0
32.	1:42'43.787	4'25.437 (32)	1'20.854	45.060	1'37.912	41.611	95.686	0
33.	1:45'12.718	2'28.931 (13)	40.819	24.824	55.656	27.632	196.510	0
34.	1:47'46.978	2'34.260 (22)	40.730	25.681	55.357	32.492	194.336	0
35.	1:53'40.687	5'53.709 (38)	4'05.058	25.669	55.566	27.416	189.719	0
36.	1:56'09.256	2'28.569 (10)	41.022	25.113	55.194	27.240	187.292	0
37.	1:58'38.972	2'29.716 (15)	40.870	25.145	56.471	27.230	190.130	0
38.	2:01'07.221	2'28.249 (5)	40.791	24.981	55.309	27.168	186.894	0
39.	2:03'37.315	2'30.094 (18)	40.895	24.936	56.342	27.921	188.903	0



Round 3

2024 SUZUKA CLUBMAN RACE



Organized by **ARC-SMSC**

Minutes Endurance Challenge

MEC120 決勝

2024 / 6 / 16 :



SUZUKA CIRCUIT

個別ラップ表

Weather :Fine

Full Course 4-Wheels(5,807m)

Track :Dry

No	161	Best Time	2'27.638	141.598 km/h
Name	木村/渡部	Total Time	2:01'22.985	38 Laps
Team	KOO'ON WITH ABBEY RS	Average Lap Time	3'11.922	
Type	VITA-01	Today's Rank	9 / 26	
		Today's Top Time	2'26.391	142.804 km/h

No	161 (Driver1)	Best Time		km/h
Name	木村 一 郎	Total Time		Laps
Team	KOO'ON WITH ABBEY RS	Average Lap Time		
Type	VITA-01	Today's Rank		
		Today's Top Time		km/h

No	161 (Driver2)	Best Time		km/h
Name	渡部 智仁	Total Time		Laps
Team	KOO'ON WITH ABBEY RS	Average Lap Time		
Type	VITA-01	Today's Rank		
		Today's Top Time		km/h

Lap	Passing Time	Lap Time	Sec1	Sec2	Sec3	Sec4	km/h	Driver No
			1'11.669	25.415	57.314	27.457	188.498	0
1.	3'01.855							0
2.	5'32.136	2'30.281 (13)	42.373	24.864	55.094	27.950	190.130	0
3.	8'01.089	2'28.953 (7)	40.780	24.898	55.797	27.478	184.926	0
4.	10'32.653	2'31.564 (17)	40.960	24.937	57.779	27.888	186.102	0
5.	13'05.998	2'33.345 (19)	44.275	25.751	56.015	27.304	184.151	0
6.	15'33.932	2'27.934 (4)	40.708	24.701	55.234	27.291	185.708	0
7.	18'18.725	2'44.793 (24)	42.885	29.323	1'03.664	28.921	179.632	0
8.	21'17.141	2'58.416 (26)	51.171	37.122	1'00.085	30.038	182.620	0
9.	23'54.382	2'37.241 (22)	42.994	26.256	58.721	29.270	183.382	0
10.	27'41.415	3'47.033 (28)	1'08.489	58.830	1'03.732	35.982	169.249	0
11.	30'56.762	3'15.347 (27)	45.062	30.294	58.634	1'01.357	185.708	0
12.	35'01.826	4'05.064 (30)	48.308	27.531	1'37.035	1'12.190	86.713	0
13.	39'13.505	4'11.679 (31)	1'19.343	50.480	1'34.160	27.696	184.151	0
14.	41'41.146	2'27.641 (2)	40.788	24.895	54.860	27.098	189.719	0
15.	44'08.889	2'27.743 (3)	40.687	24.872	55.022	27.162	187.692	0
16.	46'36.527	B 2'27.638 (1)	40.708	24.850	55.052	27.028	188.903	0
17.	49'04.677	2'28.150 (5)	40.720	25.153	55.334	26.943	188.498	0
18.	51'36.184	2'31.507 (16)	41.085	24.892	55.166	30.364	187.692	0
19.	59'35.830	7'59.646 (37)	4'23.397	50.035	1'50.994	55.220	72.000	0
20.	1:04'11.989	4'36.159 (34)	1'28.448	48.201	1'42.524	36.986	102.497	0
21.	1:06'42.845	2'30.856 (14)	41.832	25.110	55.768	28.146	183.766	0
22.	1:09'12.711	2'29.866 (11)	41.348	25.248	55.733	27.537	189.719	0
23.	1:11'42.287	2'29.576 (10)	41.295	25.177	55.110	27.994	186.497	0



2024 SUZUKA CLUBMAN RACE



Organized by **ARC-SMSC**

Minutes Endurance Challenge

MEC120 決勝

2024 / 6 / 16 :

 **SUZUKA CIRCUIT**
Full Course 4-Wheels(5,807m)

個別ラップ表

Weather :Fine
Track :Dry

Lap	Passing Time	Lap Time	Sec1	Sec2	Sec3	Sec4	km/h	Driver No
24.	1:14'13.157	2'30.870 (15)	42.979	25.175	55.188	27.528	191.373	0
25.	1:16'42.530	2'29.373 (9)	41.011	25.372	55.582	27.408	189.719	0
26.	1:19'16.170	2'33.640 (20)	40.944	25.180	59.095	28.421	179.632	0
27.	1:23'15.722	3'59.552 (29)	42.086	30.315	1'49.803	57.348	57.002	0
28.	1:28'32.005	5'16.283 (35)	1'26.622	51.097	2'00.702	57.862	53.528	0
29.	1:33'00.680	4'28.675 (33)	1'17.935	46.159	1'45.339	39.242	73.139	0
30.	1:35'32.917	2'32.237 (18)	42.656	25.593	55.785	28.203	190.542	0
31.	1:38'22.486	2'49.569 (25)	42.769	25.991	56.945	43.864	192.210	0
32.	1:42'46.854	4'24.368 (32)	1'20.453	44.938	1'38.148	40.829	102.378	0
33.	1:45'22.072	2'35.218 (21)	41.935	25.413	55.678	32.192	188.094	0
34.	1:51'13.421	5'51.349 (36)	4'04.099	24.893	54.992	27.365	189.719	0
35.	1:53'55.094	2'41.673 (23)	40.769	24.741	55.018	41.145	190.957	0
36.	1:56'23.868	2'28.774 (6)	41.252	24.755	55.472	27.295	187.292	0
37.	1:58'53.973	2'30.105 (12)	40.817	24.974	56.953	27.361	185.316	0
38.	2:01'22.985	2'29.012 (8)	40.942	25.068	55.769	27.233	187.692	0



Round 3

2024 SUZUKA CLUBMAN RACE

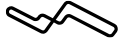


Organized by **ARC-SMSC**

Minutes Endurance Challenge

MEC120 決勝

2024 / 6 / 16 :



SUZUKA CIRCUIT

個別ラップ表

Weather :Fine

Full Course 4-Wheels(5,807m)

Track :Dry

No	333	Best Time	2'27.495	141.735 km/h
Name	上田/西澤	Total Time	2:03'41.556	39 Laps
Team	野郎レーシング★萬雲塾★VITA	Average Lap Time	3'10.508	
Type	VITA-01	Today's Rank	7 / 26	
		Today's Top Time	2'26.391	142.804 km/h

No	333 (Driver1)	Best Time		km/h
Name	上田 裕司	Total Time		Laps
Team	野郎レーシング★萬雲塾★VITA	Average Lap Time		
Type	VITA-01	Today's Rank		
		Today's Top Time		km/h

No	333 (Driver2)	Best Time		km/h
Name	西澤 耕治	Total Time		Laps
Team	野郎レーシング★萬雲塾★VITA	Average Lap Time		
Type	VITA-01	Today's Rank		
		Today's Top Time		km/h

Lap	Passing Time	Lap Time	Sec1	Sec2	Sec3	Sec4	km/h	Driver No
			1'11.168	25.748	57.647	27.686	193.055	0
1.	3'02.249							
2.	5'31.082	2'28.833 (8)	41.245	24.750	55.557	27.281	188.903	0
3.	7'58.888	2'27.806 (2)	41.110	24.613	54.840	27.243	188.094	0
4.	10'28.160	2'29.272 (13)	41.124	24.790	56.448	26.910	187.292	0
5.	12'57.017	2'28.857 (9)	41.227	25.013	55.300	27.317	190.542	0
6.	15'25.564	2'28.547 (4)	41.271	24.817	55.205	27.254	189.310	0
7.	17'59.639	2'34.075 (21)	41.489	26.964	56.922	28.700	186.102	0
8.	21'08.500	3'08.861 (26)	1'05.163	36.998	57.789	28.911	152.500	0
9.	23'48.869	2'40.369 (23)	44.451	27.172	58.961	29.785	166.049	0
10.	27'37.986	3'49.117 (28)	1'10.828	46.351	1'13.994	37.944	189.310	0
11.	30'47.480	3'09.494 (27)	42.734	30.170	58.216	58.374	171.563	0
12.	34'48.733	4'01.253 (30)	50.369	26.255	1'36.001	1'08.628	72.000	0
13.	39'13.274	Pit						
14.	45'02.499	5'49.225 (37)	4'00.930	24.787	55.667	27.841	179.265	0
15.	47'31.210	2'28.711 (7)	41.471	24.763	54.921	27.556	188.903	0
16.	50'03.707	2'32.497 (19)	41.078	24.694	55.251	31.474	188.903	0
17.	52'52.523	Pit						
18.	55'29.364	2'48.816 (24)	1'00.975	25.181	55.193	27.467	188.903	0
19.	59'43.866	2'36.841 (22)	40.861	25.158	56.906	33.916	165.736	0
20.	1:04'16.081	4'14.502 (31)	46.281	41.093	1'51.082	56.046	58.874	0
21.	1:06'44.754	4'32.215 (35)	1'26.356	48.693	1'40.905	36.261	108.848	0
22.	1:09'13.373	2'28.673 (6)	40.961	24.923	55.315	27.474	189.310	0
23.	1:11'42.408	2'28.619 (5)	41.135	25.279	55.180	27.025	190.542	0
		2'29.035 (10)	40.929	25.258	55.180	27.668	191.373	0



Round 3

2024 SUZUKA CLUBMAN RACE

Organized by **ARC-SMSC**



Minutes Endurance Challenge

MEC120 決勝

2024 / 6 / 16 :

 **SUZUKA CIRCUIT**
Full Course 4-Wheels(5,807m)

個別ラップ表

Weather :Fine
Track :Dry

Lap	Passing Time	Lap Time	Sec1	Sec2	Sec3	Sec4	km/h	Driver No
24.	1:14'11.668	2'29.260 (12)	41.767	25.132	54.976	27.385	191.790	0
25.	1:16'40.869	2'29.201 (11)	41.281	25.579	55.332	27.009	191.790	0
26.	1:19'13.844	2'32.975 (20)	40.859	24.874	59.112	28.130	189.719	0
27.	1:23'14.502	4'00.658 (29)	43.679	30.383	1'49.239	57.357	58.638	0
28.	1:28'30.735	5'16.233 (36)	1'26.768	51.180	2'00.135	58.150	55.211	0
29.	1:33'00.367	4'29.632 (34)	1'18.033	46.483	1'45.210	39.906	78.219	0
30.	1:35'32.271	2'31.904 (18)	42.355	25.564	55.748	28.237	190.542	0
31.	1:38'21.699	2'49.428 (25)	42.769	26.193	56.926	43.540	192.210	0
32.	1:42'50.843	4'29.144 (33)	1'20.533	45.041	1'37.454	46.116	102.737	0
33.	1:48'44.889	5'54.046 (38)	4'06.810	24.833	55.257	27.146	190.542	0
34.	1:51'14.834	2'29.945 (15)	41.777	24.856	55.164	28.148	194.336	0
35.	1:53'44.232	2'29.398 (14)	40.969	24.659	55.043	28.727	188.903	0
36.	1:56'15.630	2'31.398 (17)	41.295	25.586	56.882	27.635	192.632	0
37.	1:58'43.563	2'27.933 (3)	40.541	24.765	55.517	27.110	192.632	0
38.	2:01'14.061	2'30.498 (16)	40.795	25.922	56.122	27.659	187.692	0
39.	2:03'41.556	B 2'27.495 (1)	40.771	24.732	55.097	26.895	188.498	0



Round 3

2024 SUZUKA CLUBMAN RACE



Organized by **ARC-SMSC**

Minutes Endurance Challenge

MEC120 決勝

2024 / 6 / 16 :

SUZUKA CIRCUIT

個別ラップ表

Weather :Fine

Full Course 4-Wheels(5,807m)

Track :Dry

No	787	Best Time	2'28.449	140.824 km/h
Name	柿沼/橋村/TAKE	Total Time	2:01'32.609	37 Laps
Team	恵比寿プラチナVITA制動屋	Average Lap Time	3'17.109	
Type	VITA-01	Today's Rank	17 / 26	
		Today's Top Time	2'26.391	142.804 km/h

No	787 (Driver1)	Best Time		km/h
Name	柿沼 一峰	Total Time		Laps
Team	恵比寿プラチナVITA制動屋	Average Lap Time		
Type	VITA-01	Today's Rank		
		Today's Top Time		km/h

No	787 (Driver2)	Best Time		km/h
Name	橋村 剛	Total Time		Laps
Team	恵比寿プラチナVITA制動屋	Average Lap Time		
Type	VITA-01	Today's Rank		
		Today's Top Time		km/h

No	787 (Driver3)	Best Time		km/h
Name	TAKE Chan	Total Time		Laps
Team	恵比寿プラチナVITA制動屋	Average Lap Time		
Type	VITA-01	Today's Rank		
		Today's Top Time		km/h

Lap	Passing Time	Lap Time	Sec1	Sec2	Sec3	Sec4	km/h	Driver No
			1'25.846	25.829	55.975	29.003	188.094	0
1.	3'16.653							
		2'33.417 (12)	42.145	26.110	56.705	28.457	184.926	0
2.	5'50.070							
		2'33.586 (13)	42.106	25.910	56.101	29.469	187.292	0
3.	8'23.656							
		2'34.207 (16)	42.310	26.134	56.605	29.158	186.894	0
4.	10'57.863							
		2'33.698 (14)	42.551	26.415	56.305	28.427	184.538	0
5.	13'31.561							
		2'39.396 (18)	45.303	26.374	57.231	30.488	174.980	0
6.	16'10.957							
		2'39.617 (20)	45.530	27.032	57.203	29.852	184.538	0
7.	18'50.574							
		4'09.048 (26)	44.121	32.528	1'51.203	1'01.196	47.226	0
8.	22'59.622							
		4'15.879 (28)	1'33.712	44.007	1'16.585	41.575	132.289	0
9.	27'15.501							
		2'50.828 (24)	44.382	27.623	1'00.292	38.531	181.863	0
10.	30'06.329							
		4'10.647 (27)	49.716	32.142	1'48.077	1'00.712	77.872	0
11.	34'16.976							
		4'32.283 (31)	1'33.732	51.714	1'33.747	33.090	178.174	0
12.	38'49.259							
		2'45.476 (23)	42.913	27.114	56.775	38.674	188.903	0
13.	41'34.735	Pit						
		5'57.884 (36)	4'09.874	25.060	55.489	27.461	185.316	0
14.	47'32.619							
		2'28.658 (2)	41.148	24.919	55.313	27.278	187.292	0
15.	50'01.277							
		2'30.907 (8)	41.330	25.306	56.749	27.522	186.497	0
16.	52'32.184							
		2'31.668 (10)	41.427	25.577	55.949	28.715	186.102	0
17.	55'03.852							
		4'35.050 (33)	57.101	50.768	1'51.407	55.774	72.475	0
18.	59'38.902							
		4'33.879 (32)	1'27.127	48.592	1'41.155	37.005	96.210	0
19.	1:04'12.781							
		2'29.213 (4)	41.286	25.412	55.264	27.251	190.957	0
20.	1:06'41.994							



Round 3

2024 SUZUKA CLUBMAN RACE



Organized by **ARC-SMSC**

Minutes Endurance Challenge

MEC120 決勝

2024 / 6 / 16 :



SUZUKA CIRCUIT

Full Course 4-Wheels(5,807m)

個別ラップ表

Weather :Fine

Track :Dry

Lap	Passing Time	Lap Time	Sec1	Sec2	Sec3	Sec4	km/h	Driver No
		2'28.946 (3)	40.553	25.223	55.567	27.603	187.692	0
21.	1:09'10.940	B 2'28.449 (1)	40.606	25.146	55.331	27.366	188.094	0
22.	1:11'39.389	2'30.696 (7)	41.356	25.637	56.358	27.345	188.903	0
23.	1:14'10.085	2'38.786 (17)	41.086	33.682	56.448	27.570	189.719	0
24.	1:16'48.871	2'39.596 (19)	41.149	25.563	1'00.944	31.940	158.843	0
25.	1:19'28.467	3'55.662 (25)	44.914	29.807	1'43.495	57.446	69.057	0
26.	1:23'24.129	5'15.959 (34)	1'24.437	51.540	2'00.732	59.250	45.584	0
27.	1:28'40.088	4'29.412 (30)	1'15.730	48.404	1'44.858	40.420	68.894	0
28.	1:33'09.500	2'39.737 (21)	44.230	27.350	58.855	29.302	186.894	0
29.	1:35'49.237	2'40.762 (22)	42.578	27.065	57.641	33.478	187.292	0
30.	1:38'29.999	4'28.675 (29)	1'18.362	46.816	1'37.505	45.992	95.686	0
31.	1:42'58.674	Pit						
		5'55.339 (35)	4'05.950	25.649	56.133	27.607	187.292	0
32.	1:48'54.013	2'32.419 (11)	41.716	25.364	55.994	29.345	185.316	0
33.	1:51'26.432	2'33.767 (15)	41.874	25.674	56.758	29.461	187.292	0
34.	1:54'00.199	2'31.421 (9)	42.305	25.342	55.764	28.010	187.692	0
35.	1:56'31.620	2'30.680 (6)	41.947	25.143	55.835	27.755	186.497	0
36.	1:59'02.300	2'30.309 (5)	42.162	24.928	55.691	27.528	184.926	0
37.	2:01'32.609							