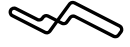


Porsche Carrera Cup Japan2023 第5-6戦 PCCJ 200th Anniversary Race

Porsche Carrera Cup Japan 第6戦 決勝

2023 / 6 / 4 :



SUZUKA CIRCUIT

個別ラップ表

Weather :Sunny

Full Course 4-Wheels(5,807m)

Track :Dry

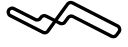
No	60	Best Time	2'04.110	168.441 km/h
Name	小河 諒/Ryo OGAWA	Total Time	20'49.417	10 Laps
Team	SHOWA AUTO with BINGO RACING	Average Lap Time	2'04.965	
Type		Today's Rank	1 / 2	
		Today's Top Time	2'04.110	168.441 km/h

Lap	Passing Time	Lap Time	Sec1	Sec2	Sec3	Sec4	km/h
1.	2'04.724		35.419	21.137	45.151	23.017	246.742
2.	4'08.834	B 2'04.110 (1)	34.898	21.060	45.104	23.048	248.136
3.	6'13.004	2'04.170 (2)	34.867	20.989	45.143	23.171	247.437
4.	8'17.629	2'04.625 (3)	35.050	21.142	45.289	23.144	246.742
5.	10'22.504	2'04.875 (4)	35.184	21.307	45.363	23.021	247.437
6.	12'27.705	2'05.201 (6)	35.187	21.266	45.458	23.290	248.839
7.	14'33.282	2'05.577 (8)	35.380	21.369	45.461	23.367	249.545
8.	16'38.467	2'05.185 (5)	35.376	21.412	45.327	23.070	248.839
9.	18'43.674	2'05.207 (7)	35.319	21.373	45.383	23.132	248.839
10.	20'49.417	2'05.743 (9)	35.494	21.404	45.518	23.327	248.839

Porsche Carrera Cup Japan2023 第5-6戦 PCCJ 200th Anniversary Race

Porsche Carrera Cup Japan 第6戦 決勝

2023 / 6 / 4 :



SUZUKA CIRCUIT

個別ラップ表

Weather :Sunny

Full Course 4-Wheels(5,807m)

Track :Dry

No	91	Best Time	2'04.226	168.284 km/h
Name	佐藤 巧望/Takumi SATO	Total Time	20'54.132	10 Laps
Team	Porsche Japan Junior Programme	Average Lap Time	2'05.437	
Type		Today's Rank	2 / 2	
		Today's Top Time	2'04.110	168.441 km/h

Lap	Passing Time	Lap Time	Sec1	Sec2	Sec3	Sec4	km/h
1.	2'05.194		35.880	21.243	45.005	23.066	250.256
		B 2'04.226 (1)	35.194	21.023	44.973	23.036	249.545
2.	4'09.420	2'04.558 (2)	35.357	21.189	45.066	22.946	248.839
3.	6'13.978	2'04.673 (3)	35.339	21.224	45.035	23.075	250.256
4.	8'18.651	2'05.344 (5)	35.454	21.473	45.120	23.297	249.545
5.	10'23.995	2'05.140 (4)	35.466	21.325	45.127	23.222	250.256
6.	12'29.135	2'05.836 (6)	35.673	21.491	45.327	23.345	250.256
7.	14'34.971	2'06.491 (8)	35.675	21.684	45.729	23.403	249.545
8.	16'41.462	2'06.016 (7)	35.609	21.480	45.529	23.398	250.256
9.	18'47.478	2'06.654 (9)	35.843	21.525	45.798	23.488	250.256
10.	20'54.132						

Porsche Carrera Cup Japan2023 第5-6戦 PCCJ 200th Anniversary Race

Porsche Carrera Cup Japan 第6戦 決勝

2023 / 6 / 4 :



SUZUKA CIRCUIT

個別ラップ表

Weather :Sunny

Full Course 4-Wheels(5,807m)

Track :Dry

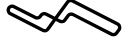
No	9	Best Time	2'05.819	166.153 km/h
Name	武井 真司/Shinji TAKEI	Total Time	21'09.740	10 Laps
Team	BINGO RACING	Average Lap Time	2'06.873	
Type		Today's Rank	3 / 6	
		Today's Top Time	2'05.001	167.240 km/h

Lap	Passing Time	Lap Time	Sec1	Sec2	Sec3	Sec4	km/h
1.	2'07.875		37.304	21.659	45.629	23.283	248.136
		B 2'05.819 (1)	35.453	21.548	45.659	23.159	248.136
2.	4'13.694	2'06.021 (2)	35.503	21.579	45.608	23.331	246.742
3.	6'19.715	2'06.657 (3)	35.664	21.672	45.971	23.350	248.136
4.	8'26.372	2'07.134 (5)	35.820	21.776	46.059	23.479	247.437
5.	10'33.506	2'07.067 (4)	35.829	21.725	46.116	23.397	248.839
6.	12'40.573	2'07.253 (7)	35.944	21.766	46.209	23.334	248.136
7.	14'47.826	2'07.180 (6)	35.901	21.744	45.995	23.540	247.437
8.	16'55.006	2'07.287 (8)	35.790	21.802	46.132	23.563	248.839
9.	19'02.293	2'07.447 (9)	36.000	21.793	46.233	23.421	248.136
10.	21'09.740						

Porsche Carrera Cup Japan2023 第5-6戦 PCCJ 200th Anniversary Race

Porsche Carrera Cup Japan 第6戦 決勝

2023 / 6 / 4 :



SUZUKA CIRCUIT

個別ラップ表

Weather :Sunny

Full Course 4-Wheels(5,807m)

Track :Dry

No	10	Best Time	2'05.001	167.240 km/h
Name	MOTOKI	Total Time	21'06.615	10 Laps
Team	47TRADING with Rn-sports	Average Lap Time	2'06.615	
Type		Today's Rank	1 / 6	
		Today's Top Time	2'05.001	167.240 km/h

Lap	Passing Time	Lap Time	Sec1	Sec2	Sec3	Sec4	km/h
1.	2'07.072		36.773	21.591	45.656	23.052	247.437
2.	4'12.073	B 2'05.001 (1)	35.165	21.384	45.388	23.064	248.136
3.	6'17.610	2'05.537 (2)	35.333	21.601	45.527	23.076	248.136
4.	8'23.926	2'06.316 (3)	35.714	21.713	45.781	23.108	248.136
5.	10'30.782	2'06.856 (4)	35.654	21.929	45.859	23.414	248.136
6.	12'38.055	2'07.273 (9)	35.909	21.852	46.002	23.510	248.136
7.	14'45.193	2'07.138 (6)	35.856	21.872	45.952	23.458	249.545
8.	16'52.334	2'07.141 (7)	35.852	21.827	45.815	23.647	248.136
9.	18'59.353	2'07.019 (5)	35.762	21.690	45.948	23.619	248.839
10.	21'06.615	2'07.262 (8)	35.841	21.816	45.892	23.713	248.136

Porsche Carrera Cup Japan2023 第5-6戦 PCCJ 200th Anniversary Race

Porsche Carrera Cup Japan 第6戦 決勝

2023 / 6 / 4 :



SUZUKA CIRCUIT

個別ラップ表

Weather :Sunny

Full Course 4-Wheels(5,807m)

Track :Dry

No	22	Best Time	2'06.414	165.371 km/h
Name	Bian Hao	Total Time	21'14.633	10 Laps
Team	SKY MOTORSPORTS	Average Lap Time	2'07.069	
Type		Today's Rank	/ 6	
		Today's Top Time	2'05.001	167.240 km/h

Lap	Passing Time	Lap Time	Sec1	Sec2	Sec3	Sec4	km/h
			38.956	22.134	46.069	23.853	250.256
1.	2'11.012						
		2'08.292 (9)	36.157	21.736	46.292	24.107	252.414
2.	4'19.304						
		2'06.917 (4)	36.059	21.628	45.541	23.689	252.414
3.	6'26.221						
		2'06.717 (3)	35.872	21.427	46.020	23.398	249.545
4.	8'32.938						
		2'07.532 (8)	36.426	21.689	45.749	23.668	250.971
5.	10'40.470						
		2'07.105 (6)	35.945	21.820	45.695	23.645	250.971
6.	12'47.575						
		B 2'06.414 (1)	35.825	21.442	45.644	23.503	250.971
7.	14'53.989						
		2'06.448 (2)	35.818	21.582	45.718	23.330	250.256
8.	17'00.437						
		2'07.107 (7)	35.989	21.698	45.937	23.483	250.256
9.	19'07.544						
		2'07.089 (5)	35.995	21.608	45.780	23.706	251.691
10.	21'14.633						

Porsche Carrera Cup Japan2023 第5-6戦 PCCJ 200th Anniversary Race

Porsche Carrera Cup Japan 第6戦 決勝

2023 / 6 / 4 :



個別ラップ表

Weather :Sunny

Full Course 4-Wheels(5,807m)

Track :Dry

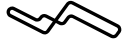
No	63	Best Time	2'06.759	164.921 km/h
Name	長嶋 重登/Shigeto NAGASHIMA	Total Time	21'22.640	10 Laps
Team	TUC GROUP & TeamKRM	Average Lap Time	2'07.989	
Type		Today's Rank	4 / 6	
		Today's Top Time	2'05.001	167.240 km/h

Lap	Passing Time	Lap Time	Sec1	Sec2	Sec3	Sec4	km/h
1.	2'10.737		38.545	22.074	46.104	24.014	247.437
2.	4'19.034	2'08.297 (5)	36.025	21.743	46.541	23.988	248.136
3.	6'25.843	2'06.809 (2)	35.994	21.627	45.716	23.472	247.437
4.	8'32.602	B 2'06.759 (1)	35.810	21.507	45.923	23.519	248.136
5.	10'40.289	2'07.687 (3)	36.310	21.555	45.904	23.918	247.437
6.	12'49.156	2'08.867 (8)	37.058	21.894	46.093	23.822	248.839
7.	14'57.141	2'07.985 (4)	36.035	21.741	46.142	24.067	248.839
8.	17'05.442	2'08.301 (6)	36.368	22.059	46.130	23.744	246.742
9.	19'13.749	2'08.307 (7)	36.315	22.040	46.143	23.809	248.136
10.	21'22.640	2'08.891 (9)	36.436	21.945	46.392	24.118	247.437

Porsche Carrera Cup Japan2023 第5-6戦 PCCJ 200th Anniversary Race

Porsche Carrera Cup Japan 第6戦 決勝

2023 / 6 / 4 :



SUZUKA CIRCUIT

個別ラップ表

Weather :Sunny

Full Course 4-Wheels(5,807m)

Track :Dry

No	77	Best Time	2'07.044	164.551 km/h
Name	浜崎 大/Masaru HAMASAKI	Total Time	21'23.384	10 Laps
Team	VOING with VENTILER	Average Lap Time	2'08.013	
Type		Today's Rank	5 / 6	
		Today's Top Time	2'05.001	167.240 km/h

Lap	Passing Time	Lap Time	Sec1	Sec2	Sec3	Sec4	km/h
			39.279	22.152	46.026	23.808	248.839
1.	2'11.265						
		2'08.442 (7)	36.147	21.869	46.284	24.142	249.545
2.	4'19.707						
		B 2'07.044 (1)	35.983	21.880	45.708	23.473	248.136
3.	6'26.751						
		2'07.060 (2)	35.797	21.901	45.917	23.445	248.136
4.	8'33.811						
		2'08.062 (5)	35.990	22.000	45.981	24.091	246.742
5.	10'41.873						
		2'07.693 (3)	35.901	22.108	45.933	23.751	250.256
6.	12'49.566						
		2'07.971 (4)	36.303	22.078	46.095	23.495	248.839
7.	14'57.537						
		2'08.559 (8)	36.327	22.213	46.432	23.587	247.437
8.	17'06.096						
		2'08.240 (6)	36.195	22.117	46.311	23.617	248.839
9.	19'14.336						
		2'09.048 (9)	36.361	22.288	46.484	23.915	247.437
10.	21'23.384						

Porsche Carrera Cup Japan2023 第5-6戦 PCCJ 200th Anniversary Race

Porsche Carrera Cup Japan 第6戦 決勝

2023 / 6 / 4 :



SUZUKA CIRCUIT

個別ラップ表

Weather :Sunny

Full Course 4-Wheels(5,807m)

Track :Dry

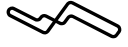
No	98	Best Time	2'05.726	166.276 km/h
Name	IKARI	Total Time	21'14.678	10 Laps
Team	Bionic Jack Racing	Average Lap Time	2'07.344	
Type		Today's Rank	2 / 6	
		Today's Top Time	2'05.001	167.240 km/h

Lap	Passing Time	Lap Time	Sec1	Sec2	Sec3	Sec4	km/h
			37.788	21.729	45.486	23.579	248.136
1.	2'08.582	B 2'05.726 (1)	35.640	21.365	45.560	23.161	248.839
2.	4'14.308	2'05.997 (2)	35.441	21.556	45.785	23.215	247.437
3.	6'20.305	2'09.167 (9)	36.569	22.172	46.422	24.004	247.437
4.	8'29.472	2'08.099 (8)	35.846	22.021	46.099	24.133	248.136
5.	10'37.571	2'07.551 (5)	35.756	22.024	46.343	23.428	247.437
6.	12'45.122	2'06.675 (3)	35.738	21.762	45.869	23.306	248.136
7.	14'51.797	2'08.041 (7)	35.710	21.757	46.258	24.316	246.742
8.	16'59.838	2'07.062 (4)	35.727	21.856	45.954	23.525	247.437
9.	19'06.900	2'07.778 (6)	35.834	21.690	46.235	24.019	247.437
10.	21'14.678						

Porsche Carrera Cup Japan2023 第5-6戦 PCCJ 200th Anniversary Race

Porsche Carrera Cup Japan 第6戦 決勝

2023 / 6 / 4 :



SUZUKA CIRCUIT

個別ラップ表

Weather :Sunny

Full Course 4-Wheels(5,807m)

Track :Dry

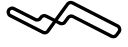
No	2	Best Time	2'11.130	159.423 km/h
Name	林 雅弘/Masahiro HAYASHI	Total Time	22'26.561	10 Laps
Team	HAYASHI SPORTS	Average Lap Time	2'12.650	
Type		Today's Rank	4 / 5	
		Today's Top Time	2'07.262	164.269 km/h

Lap	Passing Time	Lap Time	Sec1	Sec2	Sec3	Sec4	km/h
			58.401	22.591	47.030	24.683	244.680
1.	2'32.705						
		2'12.628 (6)	37.896	22.734	47.071	24.927	244.000
2.	4'45.333						
		2'11.541 (3)	37.354	22.807	46.655	24.725	244.000
3.	6'56.874						
		2'12.692 (7)	37.238	23.221	47.244	24.989	244.680
4.	9'09.566						
		2'12.342 (5)	37.541	23.183	47.081	24.537	244.680
5.	11'21.908						
		2'12.191 (4)	37.299	22.790	47.464	24.638	245.363
6.	13'34.099						
		B 2'11.130 (1)	37.390	22.563	46.651	24.526	244.680
7.	15'45.229						
		2'11.432 (2)	36.829	23.058	46.583	24.962	244.680
8.	17'56.661						
		2'14.665 (8)	38.469	23.272	47.779	25.145	244.680
9.	20'11.326						
		2'15.235 (9)	37.729	24.264	47.634	25.608	245.363
10.	22'26.561						

Porsche Carrera Cup Japan2023 第5-6戦 PCCJ 200th Anniversary Race

Porsche Carrera Cup Japan 第6戦 決勝

2023 / 6 / 4 :



SUZUKA CIRCUIT

個別ラップ表

Weather :Sunny

Full Course 4-Wheels(5,807m)

Track :Dry

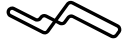
No	5	Best Time	2'07.300	164.220 km/h
Name	CASA MINGO	Total Time	21'26.002	10 Laps
Team	洋菓子店 カサミンゴ	Average Lap Time	2'08.139	
Type		Today's Rank	3 / 5	
		Today's Top Time	2'07.262	164.269 km/h

Lap	Passing Time	Lap Time	Sec1	Sec2	Sec3	Sec4	km/h
1.	2'12.749		40.252	22.454	46.190	23.853	248.136
2.	4'21.286	2'08.537 (8)	36.365	22.202	46.122	23.848	247.437
3.	6'30.014	2'08.728 (9)	36.678	21.957	46.236	23.857	245.363
4.	8'37.662	2'07.648 (3)	36.152	21.669	46.383	23.444	245.363
5.	10'44.962	B 2'07.300 (1)	36.039	21.799	46.088	23.374	247.437
6.	12'53.453	2'08.491 (6)	36.359	21.799	46.209	24.124	246.050
7.	15'01.484	2'08.031 (4)	36.450	21.811	45.941	23.829	248.136
8.	17'08.996	2'07.512 (2)	36.134	21.680	45.958	23.740	248.136
9.	19'17.473	2'08.477 (5)	36.343	21.977	46.245	23.912	248.839
10.	21'26.002	2'08.529 (7)	36.289	21.994	46.274	23.972	247.437

Porsche Carrera Cup Japan2023 第5-6戦 PCCJ 200th Anniversary Race

Porsche Carrera Cup Japan 第6戦 決勝

2023 / 6 / 4 :



SUZUKA CIRCUIT

個別ラップ表

Weather :Sunny

Full Course 4-Wheels(5,807m)

Track :Dry

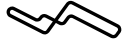
No	7	Best Time	2'07.278	164.248 km/h
Name	IKEDA	Total Time	21'32.339	10 Laps
Team	HYPER WATER Racing Team	Average Lap Time	2'08.958	
Type		Today's Rank	2 / 5	
		Today's Top Time	2'07.262	164.269 km/h

Lap	Passing Time	Lap Time	Sec1	Sec2	Sec3	Sec4	km/h
1.	2'11.715		39.667	22.280	46.072	23.696	248.136
2.	4'19.995	2'08.280 (3)	36.139	22.083	46.010	24.048	249.545
3.	6'27.761	2'07.766 (2)	36.238	21.767	46.059	23.702	248.136
4.	8'35.039	B 2'07.278 (1)	35.994	21.612	46.168	23.504	248.839
5.	10'43.874	2'08.835 (4)	36.185	22.127	46.454	24.069	248.136
6.	12'53.726	2'09.852 (8)	36.418	21.958	46.925	24.551	247.437
7.	15'02.779	2'09.053 (5)	36.582	22.246	46.394	23.831	251.691
8.	17'12.334	2'09.555 (7)	36.107	21.987	47.315	24.146	246.742
9.	19'22.795	2'10.461 (9)	36.171	22.062	46.925	25.303	243.324
10.	21'32.339	2'09.544 (6)	36.328	22.384	46.671	24.161	248.839

Porsche Carrera Cup Japan2023 第5-6戦 PCCJ 200th Anniversary Race

Porsche Carrera Cup Japan 第6戦 決勝

2023 / 6 / 4 :



SUZUKA CIRCUIT

個別ラップ表

Weather :Sunny

Full Course 4-Wheels(5,807m)

Track :Dry

No	51	Best Time	2'13.017	157.162 km/h
Name	春山 次男/Tsugio HARUYAMA	Total Time	22'25.877	10 Laps
Team	BINGO RACING	Average Lap Time	2'14.444	
Type		Today's Rank	5 / 5	
		Today's Top Time	2'07.262	164.269 km/h

Lap	Passing Time	Lap Time	Sec1	Sec2	Sec3	Sec4	km/h
			41.290	22.937	47.054	24.592	244.000
1.	2'15.873						
		2'13.325 (2)	38.232	23.304	47.135	24.654	244.000
2.	4'29.198						
		B 2'13.017 (1)	37.716	23.313	47.447	24.541	244.000
3.	6'42.215						
		2'13.604 (4)	37.927	23.397	47.544	24.736	243.324
4.	8'55.819						
		2'13.387 (3)	37.618	23.586	47.379	24.804	244.000
5.	11'09.206						
		2'14.935 (7)	37.585	24.021	47.957	25.372	240.658
6.	13'24.141						
		2'15.204 (8)	38.223	23.411	48.565	25.005	241.983
7.	15'39.345						
		2'17.059 (9)	38.287	23.716	48.346	26.710	241.319
8.	17'56.404						
		2'14.602 (5)	38.240	23.360	47.906	25.096	241.983
9.	20'11.006						
		2'14.871 (6)	37.724	23.952	48.097	25.098	246.050
10.	22'25.877						

Porsche Carrera Cup Japan2023 第5-6戦 PCCJ 200th Anniversary Race

Porsche Carrera Cup Japan 第6戦 決勝

2023 / 6 / 4 :



個別ラップ表

Weather :Sunny

Full Course 4-Wheels(5,807m)

Track :Dry

No	88	Best Time	2'07.262	164.269 km/h
Name	Tiger Wu	Total Time	21'30.311	10 Laps
Team	SKY MOTORSPORTS	Average Lap Time	2'08.237	
Type		Today's Rank	1 / 5	
		Today's Top Time	2'07.262	164.269 km/h

Lap	Passing Time	Lap Time	Sec1	Sec2	Sec3	Sec4	km/h
1.	2'16.173		44.211	22.067	45.745	24.150	248.839
2.	4'24.239	2'08.066 (5)	36.414	21.678	45.988	23.986	248.839
3.	6'31.501	B 2'07.262 (1)	35.832	21.784	45.819	23.827	249.545
4.	8'38.934	2'07.433 (2)	36.065	21.768	45.754	23.846	250.971
5.	10'46.446	2'07.512 (3)	35.950	21.896	45.778	23.888	250.256
6.	12'54.068	2'07.622 (4)	35.860	21.718	45.874	24.170	250.971
7.	15'03.314	2'09.246 (7)	36.724	22.099	46.138	24.285	250.971
8.	17'12.602	2'09.288 (8)	36.230	21.883	46.892	24.283	246.742
9.	19'22.027	2'09.425 (9)	36.391	21.959	46.547	24.528	251.691
10.	21'30.311	2'08.284 (6)	36.113	22.138	45.996	24.037	250.971