



ENEOS スーパー耐久シリーズ 2023 Powered by Hankook

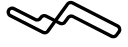
第1戦 SUZUKA S耐 5時間レース



ENEOS スーパー耐久シリーズ 2023 Powered by Hankook 第1戦

スーパー耐久 5時間耐久レース フリー走行

2023 / 3 / 19 :



SUZUKA CIRCUIT

個別ラップ表

Weather :Rain

Track :Wet

Full Course 4-Wheels(5,807m)

No	14 (Driver1)	Best Time	2'18.018	151.467 km/h
Name	鵜飼 龍太	Total Time	24'22.498	8 Laps
Team	中升 ROOKIE AMG GT3	Average Lap Time	2'33.724	
Type	Mercedes AMG GT3	Today's Rank	12 / 124	
		Today's Top Time	2'12.629	157.622 km/h

No	14 (Driver2)	Best Time	2'13.961	156.054 km/h
Name	蒲生 尚弥	Total Time	18'36.045	7 Laps
Team	中升 ROOKIE AMG GT3	Average Lap Time	2'28.875	
Type	Mercedes AMG GT3	Today's Rank	3 / 124	
		Today's Top Time	2'12.629	157.622 km/h

No	14 (Driver3)	Best Time		km/h
Name	平良 響	Total Time		Laps
Team	中升 ROOKIE AMG GT3	Average Lap Time		
Type	Mercedes AMG GT3	Today's Rank		
		Today's Top Time	2'12.629	157.622 km/h

No	14 (Driver4)	Best Time		km/h
Name	片岡 龍也	Total Time		Laps
Team	中升 ROOKIE AMG GT3	Average Lap Time		
Type	Mercedes AMG GT3	Today's Rank		
		Today's Top Time	2'12.629	157.622 km/h

Lap	Passing Time	Lap Time	Sec1	Sec2	Sec3	Sec4	km/h	Driver No
				28.647	54.193	26.833	235.496	2
1.	3'42.793							
2.	6'07.838	2'25.045 (9)	41.269	26.223	50.727	26.826	225.810	2
3.	8'23.810	2'15.972 (2)	38.782	23.156	48.822	25.212	239.346	2
4.	10'39.807	2'15.997 (3)	37.949	22.759	48.579	26.710	236.129	2
5.	13'56.708	3'16.901 (12)	1'20.956	41.809	48.959	25.177	238.049	2
6.	16'10.669	B 2'13.961 (1)	38.104	22.700	47.690	25.467	242.652	2
7.	18'36.045	2'25.376 (10)	39.377	23.225	50.185	32.589	239.346	2
8.	25'02.471	6'26.426 (14)	4'40.987	25.984	51.437	28.018	221.818	1
9.	27'22.443	2'19.972 (6)	39.727	24.035	49.721	26.489	241.319	1
10.	29'40.461	2'18.018 (4)	38.962	23.680	49.024	26.352	241.319	1
11.	32'03.208	2'22.747 (8)	39.778	24.098	51.180	27.691	201.931	1
12.	34'21.408	2'18.200 (5)	38.784	23.614	49.880	25.922	241.319	1
13.	36'42.379	2'20.971 (7)	38.728	23.967	50.475	27.801	240.658	1
14.	39'17.163	2'34.784 (11)	40.356	27.150	52.265	35.013	240.000	1
15.	42'58.543	3'41.380 (13)	1'45.162	28.110	53.408	34.700	240.000	1



ENEOS スーパー耐久シリーズ 2023 Powered by Hankook

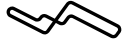


第1戦 SUZUKA S耐 5時間レース

ENEOS スーパー耐久シリーズ 2023 Powered by Hankook 第1戦

スーパー耐久 5時間耐久レース フリー走行

2023 / 3 / 19 :



SUZUKA CIRCUIT

個別ラップ表

Weather :Rain

Track :Wet

Full Course 4-Wheels(5,807m)

No	23 (Driver1)	Best Time	km/h
Name	DAISUKE	Total Time	Laps
Team	TKRI松永建設AMG GT3	Average Lap Time	
Type	Mercedes AMG GT3	Today's Rank	
		Today's Top Time	2'12.629 157.622 km/h

No	23 (Driver2)	Best Time	2'12.629	157.622 km/h
Name	元嶋 佑弥	Total Time	15'11.496	5 Laps
Team	TKRI松永建設AMG GT3	Average Lap Time	2'34.987	
Type	Mercedes AMG GT3	Today's Rank	1 / 124	
		Today's Top Time	2'12.629	157.622 km/h

No	23 (Driver3)	Best Time	km/h
Name	中山 友貴	Total Time	Laps
Team	TKRI松永建設AMG GT3	Average Lap Time	
Type	Mercedes AMG GT3	Today's Rank	
		Today's Top Time	2'12.629 157.622 km/h

Lap	Passing Time	Lap Time	Sec1	Sec2	Sec3	Sec4	km/h	Driver No
				34.095	56.706	25.875	200.548	2
1.	4'51.548							
		2'14.724 (2)	37.699	23.032	47.490	26.503	242.652	2
2.	7'06.272							
		B 2'12.629 (1)	37.139	23.069	47.514	24.907	241.983	2
3.	9'18.901							
		3'29.014 (4)	39.487	25.552	1'38.336	45.639	47.226	2
4.	12'47.915							
		2'23.581 (3)	40.153	23.858	48.717	30.853	241.319	2
5.	15'11.496 Pit							



ENEOS スーパー耐久シリーズ 2023 Powered by Hankook

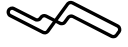
第1戦 SUZUKA S耐 5時間レース



ENEOS スーパー耐久シリーズ 2023 Powered by Hankook 第1戦

スーパー耐久 5時間耐久レース フリー走行

2023 / 3 / 19 :



SUZUKA CIRCUIT

個別ラップ表

Weather :Rain

Track :Wet

Full Course 4-Wheels(5,807m)

No	31 (Driver1)	Best Time	2'18.802	150.612 km/h
Name	永井 秀貴	Total Time	40'25.480	11 Laps
Team	DENSO LEXUS RC F GT3	Average Lap Time	3'03.079	
Type	LEXUS RC F GT3	Today's Rank	14 / 124	
		Today's Top Time	2'12.629	157.622 km/h
No	31 (Driver2)	Best Time	2'14.077	155.919 km/h
Name	小高 一斗	Total Time	9'27.529	4 Laps
Team	DENSO LEXUS RC F GT3	Average Lap Time	2'16.544	
Type	LEXUS RC F GT3	Today's Rank	4 / 124	
		Today's Top Time	2'12.629	157.622 km/h
No	31 (Driver3)	Best Time	2'17.471	152.070 km/h
Name	嵯峨 宏紀	Total Time	18'06.619	6 Laps
Team	DENSO LEXUS RC F GT3	Average Lap Time	2'24.861	
Type	LEXUS RC F GT3	Today's Rank	9 / 124	
		Today's Top Time	2'12.629	157.622 km/h

Lap	Passing Time	Lap Time	Sec1	Sec2	Sec3	Sec4	km/h	Driver No
				25.625	49.489	26.152	242.652	2
1.	2'37.895							
2.	4'53.227	2'15.332 (2)	38.793	23.828	47.656	25.055	247.437	2
3.	7'07.304	B 2'14.077 (1)	37.456	23.178	47.349	26.094	249.545	2
4.	9'27.529	Pit						
5.	19'22.214	2'20.225 (9)	37.328	23.488	48.633	30.776	247.437	2
6.	21'43.999	9'54.685 (20)	8'08.663	25.150	53.110	27.762	243.324	1
7.	24'09.218	2'21.785 (11)	39.651	24.430	49.748	27.956	245.363	1
8.	26'30.967	2'25.219 (14)	39.118	26.792	52.456	26.853	244.000	1
9.	28'54.191	2'21.749 (10)	39.948	25.177	50.330	26.294	246.742	1
10.	31'21.438	2'23.224 (12)	39.648	24.847	52.165	26.564	245.363	1
11.	37'23.748	Pit						
12.	39'41.646	2'27.247 (15)	38.816	24.393	50.989	33.049	246.742	1
13.	41'59.117	6'02.310 (18)	4'20.191	25.167	50.415	26.537	245.363	3
14.	44'16.702	2'17.898 (5)	38.521	24.006	48.915	26.456	248.839	3
15.	46'36.713	2'17.471 (3)	38.177	23.726	48.787	26.781	247.437	3
16.	49'28.057	2'17.585 (4)	38.111	23.875	49.542	26.057	248.136	3
17.	58'30.182	2'20.011 (8)	39.856	24.719	48.897	26.539	249.545	3
18.	1:00'53.927	2'51.344 (17)	42.351	27.458	53.858	47.677	225.810	3
19.	1:03'12.872	Pit						
20.	1:05'31.674	9'02.125 (19)	7'20.722	24.603	50.064	26.736	248.136	1
21.	1:07'59.628	2'23.745 (13)	39.382	26.883	51.151	26.329	246.050	1
		2'18.945 (7)	38.412	24.357	49.375	26.801	248.136	1
		2'18.802 (6)	38.521	24.278	49.693	26.310	248.136	1
		2'27.954 (16)	40.620	25.041	49.763	32.530	246.050	1



ENEOS スーパー耐久シリーズ 2023 Powered by Hankook

第1戦 SUZUKA S耐 5時間レース



ENEOS スーパー耐久シリーズ 2023 Powered by Hankook 第1戦

スーパー耐久 5時間耐久レース フリー走行

2023 / 3 / 19 :



SUZUKA CIRCUIT

個別ラップ表

Weather :Rain

Track :Wet

Full Course 4-Wheels(5,807m)

No	202 (Driver1)	Best Time	2'29.529	139.807 km/h
Name	ポール イップ	Total Time	14'51.336	5 Laps
Team	KCMG NSX GT3	Average Lap Time	2'50.985	
Type	Honda NSX GT3	Today's Rank	39 / 124	
		Today's Top Time	2'12.629	157.622 km/h
No	202 (Driver2)	Best Time	2'14.903	154.965 km/h
Name	ホーピン タン	Total Time	28'16.406	9 Laps
Team	KCMG NSX GT3	Average Lap Time	3'01.294	
Type	Honda NSX GT3	Today's Rank	5 / 124	
		Today's Top Time	2'12.629	157.622 km/h
No	202 (Driver3)	Best Time	2'18.366	151.086 km/h
Name	マーチー リー	Total Time	24'07.296	6 Laps
Team	KCMG NSX GT3	Average Lap Time	3'58.428	
Type	Honda NSX GT3	Today's Rank	13 / 124	
		Today's Top Time	2'12.629	157.622 km/h

Lap	Passing Time	Lap Time	Sec1	Sec2	Sec3	Sec4	km/h	Driver No
				35.033	1'04.605	33.485	194.336	1
1.	3'27.394							
2.	6'14.126	2'46.732 (14)	50.126	28.843	56.103	31.660	177.814	1
3.	8'43.655	2'29.529 (11)	43.848	25.292	51.911	28.478	242.652	1
4.	11'26.994	2'43.339 (13)	41.838	25.135	51.823	44.543	235.496	1
5.	14'51.336	3'24.342 (15)	1'24.691	26.328	54.338	38.985	191.373	1
		Pit						
6.	18'57.390	4'06.054 (16)	2'16.084	25.308	56.971	27.691	246.050	2
7.	21'17.638	2'20.248 (8)	39.923	24.397	49.693	26.235	244.680	2
8.	23'37.702	2'20.064 (7)	38.554	24.951	50.378	26.181	246.050	2
9.	25'57.315	2'19.613 (6)	38.746	24.121	50.319	26.427	246.050	2
10.	28'24.968	2'27.653 (9)	39.447	23.938	51.716	32.552	246.050	2
		Pit						
11.	36'07.277	7'42.309 (18)	6'01.800	24.605	48.624	27.280	246.050	2
12.	38'23.764	2'16.487 (2)	37.853	23.514	49.252	25.868	246.050	2
13.	40'38.667	B 2'14.903 (1)	37.829	23.029	48.326	25.719	247.437	2
14.	43'07.742	2'29.075 (10)	40.507	24.892	48.740	34.936	246.050	2
		Pit						
15.	47'22.896	4'15.154 (17)	2'16.024	26.421	53.064	39.645	194.767	3
		Pit						
16.	57'46.157	10'23.261 (19)	8'39.870	25.240	51.316	26.835	242.652	3
17.	1:00'04.880	2'18.723 (5)	38.879	23.990	49.385	26.469	243.324	3
18.	1:02'23.413	2'18.533 (4)	38.759	24.361	49.488	25.925	244.000	3
19.	1:04'41.779	2'18.366 (3)	38.731	24.222	49.159	26.254	244.000	3
20.	1:07'15.038	2'33.259 (12)	41.050	26.634	52.652	32.923	228.750	3
		Pit						



ENEOS スーパー耐久シリーズ 2023 Powered by Hankook

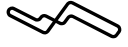
第1戦 SUZUKA S耐 5時間レース



ENEOS スーパー耐久シリーズ 2023 Powered by Hankook 第1戦

スーパー耐久 5時間耐久レース フリー走行

2023 / 3 / 19 :



SUZUKA CIRCUIT

個別ラップ表

Weather :Rain

Track :Wet

Full Course 4-Wheels(5,807m)

No	500 (Driver1)	Best Time	2'15.035	154.813 km/h
Name	HIROBON	Total Time	27'02.963	9 Laps
Team	5ZIGEN GTR GT3	Average Lap Time	2'25.844	
Type	Nissan GT-R NISMO GT3	Today's Rank	6 / 124	
		Today's Top Time	2'12.629	157.622 km/h
No	500 (Driver2)	Best Time	2'15.489	154.294 km/h
Name	川端 伸太郎	Total Time	14'47.611	5 Laps
Team	5ZIGEN GTR GT3	Average Lap Time	2'17.950	
Type	Nissan GT-R NISMO GT3	Today's Rank	7 / 124	
		Today's Top Time	2'12.629	157.622 km/h
No	500 (Driver3)	Best Time		km/h
Name	塩津 佑介	Total Time		Laps
Team	5ZIGEN GTR GT3	Average Lap Time		
Type	Nissan GT-R NISMO GT3	Today's Rank		
		Today's Top Time	2'12.629	157.622 km/h
No	500 (Driver4)	Best Time	2'17.938	151.555 km/h
Name	金丸 ユウ	Total Time	25'33.133	7 Laps
Team	5ZIGEN GTR GT3	Average Lap Time	3'26.976	
Type	Nissan GT-R NISMO GT3	Today's Rank	11 / 124	
		Today's Top Time	2'12.629	157.622 km/h

Lap	Passing Time	Lap Time	Sec1	Sec2	Sec3	Sec4	km/h	Driver No
				26.678	51.868	27.786	241.983	1
1.	7'36.207							
2.	9'55.998	2'19.791 (12)	40.109	24.170	49.230	26.282	244.000	1
3.	13'16.361	3'20.363 (17)	38.487	33.053	1'42.788	26.035	242.652	1
4.	15'34.301	2'17.940 (9)	39.388	23.152	48.916	26.484	246.050	1
5.	17'50.990	2'16.689 (5)	38.494	23.228	49.222	25.745	244.680	1
6.	20'06.261	2'15.271 (2)	37.798	23.320	48.517	25.636	243.324	1
7.	22'23.176	2'16.915 (6)	38.077	23.479	48.993	26.366	245.363	1
8.	24'38.211	B 2'15.035 (1)	37.717	23.338	48.539	25.441	244.680	1
9.	27'02.963	2'24.752 (14)	38.035	24.285	48.671	33.761	244.000	1
		Pit						
10.	32'38.773	5'35.810 (19)	3'57.028	23.856	49.042	25.884	244.000	2
11.	34'54.262	2'15.489 (3)	38.217	23.319	48.025	25.928	246.050	2
12.	37'10.100	2'15.838 (4)	38.435	23.389	48.315	25.699	243.324	2
13.	39'27.067	2'16.967 (7)	38.576	23.951	48.650	25.790	244.000	2
14.	41'50.574	2'23.507 (13)	38.275	24.412	49.303	31.517	243.324	2
		Pit						
15.	46'41.848	4'51.274 (18)	3'07.659	25.087	51.752	26.776	241.983	4
16.	49'56.617	3'14.769 (16)	43.238	32.056	1'10.061	49.414	129.941	4
		Pit						
17.	57'59.733	8'03.116 (20)	6'19.654	25.649	50.220	27.593	242.652	4
18.	1:00'18.328	2'18.595 (10)	38.026	24.778	49.003	26.788	242.652	4
19.	1:02'37.057	2'18.729 (11)	38.308	24.719	49.469	26.233	241.983	4
20.	1:04'54.995	2'17.938 (8)	38.371	24.143	49.264	26.160	241.319	4
--	---	2'28.712 (15)	38.394	24.289	50.685	35.344	242.652	4



ENEOS スーパー耐久シリーズ 2023 Powered by Hankook

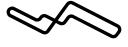
第1戦 SUZUKA S耐 5時間レース



ENEOS スーパー耐久シリーズ 2023 Powered by Hankook 第1戦

スーパー耐久 5時間耐久レース フリー走行

2023 / 3 / 19 :



SUZUKA CIRCUIT

個別ラップ表

Weather :Rain

Track :Wet

Full Course 4-Wheels(5,807m)

No	819 (Driver1)	Best Time		km/h
Name	JOE SHINDO	Total Time		Laps
Team	DAISHIN MPRacing GT-R GT3	Average Lap Time		
Type	Nissan GT-R NISMO GT3	Today's Rank		
		Today's Top Time	2'12.629	157.622 km/h
No	819 (Driver2)	Best Time	2'13.565	156.517 km/h
Name	藤波 清斗	Total Time	18'56.501	6 Laps
Team	DAISHIN MPRacing GT-R GT3	Average Lap Time	3'08.855	
Type	Nissan GT-R NISMO GT3	Today's Rank	2 / 124	
		Today's Top Time	2'12.629	157.622 km/h
No	819 (Driver3)	Best Time	2'15.906	153.821 km/h
Name	青木 孝行	Total Time	16'11.995	5 Laps
Team	DAISHIN MPRacing GT-R GT3	Average Lap Time	2'25.637	
Type	Nissan GT-R NISMO GT3	Today's Rank	8 / 124	
		Today's Top Time	2'12.629	157.622 km/h
No	819 (Driver4)	Best Time	2'17.667	151.853 km/h
Name	坂口 夏月	Total Time	34'25.090	7 Laps
Team	DAISHIN MPRacing GT-R GT3	Average Lap Time	3'40.991	
Type	Nissan GT-R NISMO GT3	Today's Rank	10 / 124	
		Today's Top Time	2'12.629	157.622 km/h

Lap	Passing Time	Lap Time	Sec1	Sec2	Sec3	Sec4	km/h	Driver No
				26.714	54.114	27.297	232.997	2
1.	3'12.224							
2.	5'30.773	2'18.549 (7)	39.939	23.853	48.923	25.834	241.983	2
3.	8'13.060	Pit						
		6'06.589 (14)	4'28.786	24.184	48.273	25.346	241.983	2
4.	14'19.649	B 2'13.565 (1)	37.557	23.127	47.676	25.205	242.652	2
5.	16'33.214	2'23.287 (11)	37.213	23.009	50.207	32.858	243.324	2
6.	18'56.501	Pit						
		6'29.444 (15)	4'38.476	28.208	55.271	27.489	239.346	3
7.	25'25.945	2'16.068 (3)	38.296	23.913	48.274	25.585	241.983	3
8.	27'42.013	2'15.906 (2)	38.097	23.523	48.886	25.400	241.983	3
9.	29'57.919	2'21.203 (10)	38.174	23.972	48.500	30.557	243.324	3
10.	32'19.122	Pit						
		2'49.374 (13)	1'06.204	23.980	49.262	29.928	242.652	3
11.	35'08.496	Pit						
		12'19.141 (17)	10'17.550	25.925	52.526	43.140	228.156	4
12.	47'27.637	Pit						
		10'33.154 (16)	8'47.039	25.321	52.414	28.380	233.617	4
13.	58'00.791	2'19.893 (9)	39.454	24.430	49.784	26.225	241.983	4
14.	1:00'20.684	2'19.361 (8)	40.081	23.950	49.366	25.964	241.319	4
15.	1:02'40.045	2'18.026 (6)	38.505	24.043	49.538	25.940	241.983	4
16.	1:04'58.071	2'17.848 (5)	38.541	23.821	49.390	26.096	243.324	4
17.	1:07'15.919	2'17.667 (4)	38.603	24.014	49.194	25.856	242.652	4
18.	1:09'33.586							



ENEOS スーパー耐久シリーズ 2023 Powered by Hankook

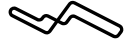
第1戦 SUZUKA S耐 5時間レース



ENEOS スーパー耐久シリーズ 2023 Powered by Hankook 第1戦

スーパー耐久 5時間耐久レース フリー走行

2023 / 3 / 19 :



SUZUKA CIRCUIT

個別ラップ表

Weather :Rain

Track :Wet

Full Course 4-Wheels(5,807m)

No	28 (Driver1)	Best Time	2'43.776	127.645 km/h
Name	加藤 恵三	Total Time	21'55.462	7 Laps
Team	ORC ROOKIE GR86 CNF concept	Average Lap Time	2'58.515	
Type	TOYOTA GR86 CNF concept	Today's Rank	85 / 124	
		Today's Top Time	2'12.629	157.622 km/h

No	28 (Driver2)	Best Time		km/h
Name	大嶋 和也	Total Time		Laps
Team	ORC ROOKIE GR86 CNF concept	Average Lap Time		
Type	TOYOTA GR86 CNF concept	Today's Rank		
		Today's Top Time	2'12.629	157.622 km/h

No	28 (Driver3)	Best Time	2'38.361	132.010 km/h
Name	豊田 大輔	Total Time	23'09.626	5 Laps
Team	ORC ROOKIE GR86 CNF concept	Average Lap Time	2'40.451	
Type	TOYOTA GR86 CNF concept	Today's Rank	66 / 124	
		Today's Top Time	2'12.629	157.622 km/h

No	28 (Driver4)	Best Time	2'44.643	126.973 km/h
Name	佐々木 英輔	Total Time	24'17.679	8 Laps
Team	ORC ROOKIE GR86 CNF concept	Average Lap Time	2'49.957	
Type	TOYOTA GR86 CNF concept	Today's Rank	90 / 124	
		Today's Top Time	2'12.629	157.622 km/h

Lap	Passing Time	Lap Time	Sec1	Sec2	Sec3	Sec4	km/h	Driver No
				30.192	1'00.619	31.820	194.336	1
1.	4'04.369			46.729	29.154	59.536	198.733	1
2.	6'51.171	2'46.802 (9)	46.166	28.570	1'00.126	32.825	198.284	1
3.	9'38.858	2'47.687 (10)	46.166	34.752	1'53.496	31.079	193.480	1
4.	13'23.734	3'44.876 (17)	45.549	28.330	58.959	31.110	200.548	1
5.	16'07.510	2'43.776 (5)	45.377	28.531	59.683	31.963	196.071	1
6.	18'57.485	2'49.975 (11)	49.798	28.531	59.683	31.963	196.071	1
7.	21'55.462	2'57.977 (16)	46.991	28.658	1'01.566	40.762	181.488	1
8.	26'23.440	4'27.978 (18)	2'18.077	35.299	1'02.861	31.741	196.951	4
9.	29'15.682	2'52.242 (13)	47.020	30.845	1'02.921	31.456	198.733	4
10.	32'11.894	2'56.212 (15)	46.398	34.964	1'03.811	31.039	198.284	4
11.	34'57.043	2'45.149 (7)	45.816	28.645	59.203	31.485	201.007	4
12.	37'47.617	2'50.574 (12)	47.574	28.649	1'00.425	33.926	162.667	4
13.	40'32.260	2'44.643 (6)	46.368	28.348	58.616	31.311	201.931	4
14.	43'18.011	2'45.751 (8)	45.447	30.043	59.620	30.641	203.333	4
15.	46'13.141	2'55.130 (14)	46.406	28.778	59.181	40.765	200.548	4
16.	58'40.962	12'27.821 (19)	10'28.259	28.894	59.947	30.721	202.396	3
17.	1:01'22.968	2'42.006 (3)	44.898	28.327	58.384	30.397	202.396	3
18.	1:04'06.021	2'43.053 (4)	45.882	27.921	58.625	30.625	204.755	3
19.	1:06'44.382	B 2'38.361 (1)	44.442	26.951	57.342	29.626	203.805	3
20.	1:09'22.767	2'38.385 (2)	44.273	27.164	57.079	29.869	204.279	3



ENEOS スーパー耐久シリーズ 2023 Powered by Hankook

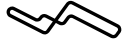
第1戦 SUZUKA S耐 5時間レース



ENEOS スーパー耐久シリーズ 2023 Powered by Hankook 第1戦

スーパー耐久 5時間耐久レース フリー走行

2023 / 3 / 19 :



SUZUKA CIRCUIT

個別ラップ表

Weather :Rain

Track :Wet

Full Course 4-Wheels(5,807m)

No	32 (Driver1)	Best Time	2'41.088	129.775 km/h
Name	MORIZO	Total Time	24'09.563	7 Laps
Team	ORC ROOKIE GR Corolla H2 concept	Average Lap Time	3'12.411	
Type	TOYOTA GR Yaris	Today's Rank	78 / 124	
		Today's Top Time	2'12.629	157.622 km/h

No	32 (Driver2)	Best Time	2'34.219	135.555 km/h
Name	佐々木 雅弘	Total Time	39'40.228	10 Laps
Team	ORC ROOKIE GR Corolla H2 concept	Average Lap Time	3'58.651	
Type	TOYOTA GR Yaris	Today's Rank	56 / 124	
		Today's Top Time	2'12.629	157.622 km/h

No	32 (Driver3)	Best Time		km/h
Name	石浦 宏明	Total Time		Laps
Team	ORC ROOKIE GR Corolla H2 concept	Average Lap Time		
Type	TOYOTA GR Yaris	Today's Rank		
		Today's Top Time	2'12.629	157.622 km/h

No	32 (Driver4)	Best Time		km/h
Name	小倉 康宏	Total Time		Laps
Team	ORC ROOKIE GR Corolla H2 concept	Average Lap Time		
Type	TOYOTA GR Yaris	Today's Rank		
		Today's Top Time	2'12.629	157.622 km/h

Lap	Passing Time	Lap Time	Sec1	Sec2	Sec3	Sec4	km/h	Driver No
				27.989	56.436	29.768	212.688	2
1.	3'52.369							
2.	6'27.018	2'34.649 (3)	43.209	26.816	54.979	29.645	209.143	2
3.	9'01.247	2'34.229 (2)	43.164	27.185	55.078	28.802	214.244	2
4.	12'45.117	3'43.870 (12)	43.056	26.804	1'31.476	1'02.534	46.329	2
5.	15'19.336	B 2'34.219 (1)	43.304	26.728	55.157	29.030	215.823	2
6.	18'02.957	2'43.621 (7)	44.503	27.377	56.229	35.512	211.663	2
		Pit						
7.	22'58.050	4'55.093 (13)	2'56.493	29.024	58.592	30.984	212.688	1
8.	25'39.625	2'41.575 (6)	45.221	27.995	57.164	31.195	210.647	1
9.	28'30.604	2'50.979 (11)	45.764	27.800	57.697	39.718	213.723	1
		Pit						
10.	33'54.776	5'24.172 (14)	3'27.030	28.107	57.908	31.127	212.688	1
11.	36'35.864	2'41.088 (5)	44.856	28.434	57.492	30.306	214.244	1
12.	39'21.626	2'45.762 (8)	45.002	27.754	1'01.174	31.832	169.249	1
13.	42'12.520	2'50.894 (10)	45.391	27.642	56.991	40.870	189.719	1
		Pit						
14.	48'04.739	5'52.219 (15)	3'44.225	27.577	58.017	42.400	205.234	2
		Pit						
15.	58'25.089	10'20.350 (16)	8'26.202	28.243	56.036	29.869	217.965	2
16.	1:01'02.232	2'37.143 (4)	43.881	27.124	56.750	29.388	218.507	2
17.	1:03'49.791	2'47.559 (9)	44.737	27.308	56.327	39.187	215.294	2
		Pit						



ENEOS スーパー耐久シリーズ 2023 Powered by Hankook



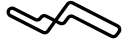
第1戦 SUZUKA S耐 5時間レース

2023 3.18 Sat. 19 Sun.

ENEOS スーパー耐久シリーズ 2023 Powered by Hankook 第1戦

スーパー耐久 5時間耐久レース フリー走行

2023 / 3 / 19 :



SUZUKA CIRCUIT

個別ラップ表

Weather :Rain
Track :Wet

Full Course 4-Wheels(5,807m)

No	61 (Driver1)	Best Time	2'33.397	136.282 km/h
Name	廣田 光一	Total Time	30'40.302	9 Laps
Team	Team SDA Engineering BRZ CNF Concept	Average Lap Time	3'21.624	
Type	SUBARU BRZ	Today's Rank	51 / 124	
		Today's Top Time	2'12.629	157.622 km/h
No	61 (Driver2)	Best Time	2'29.213	140.103 km/h
Name	山内 英輝	Total Time	19'35.035	6 Laps
Team	Team SDA Engineering BRZ CNF Concept	Average Lap Time	3'07.082	
Type	SUBARU BRZ	Today's Rank	37 / 124	
		Today's Top Time	2'12.629	157.622 km/h
No	61 (Driver3)	Best Time		km/h
Name	井口 卓人	Total Time		Laps
Team	Team SDA Engineering BRZ CNF Concept	Average Lap Time		
Type	SUBARU BRZ	Today's Rank		
		Today's Top Time	2'12.629	157.622 km/h
No	61 (Driver4)	Best Time	2'36.577	133.514 km/h
Name	伊藤 和広	Total Time	18'23.912	6 Laps
Team	Team SDA Engineering BRZ CNF Concept	Average Lap Time	2'52.872	
Type	SUBARU BRZ	Today's Rank	62 / 124	
		Today's Top Time	2'12.629	157.622 km/h

Lap	Passing Time	Lap Time	Sec1	Sec2	Sec3	Sec4	km/h	Driver No
				32.130	1'00.672	31.694	191.790	4
1.	3'59.549							
2.	6'41.349	2'41.800 (13)	45.123	27.847	58.804	30.026	201.468	4
3.	9'17.926	2'36.577 (9)	43.474	27.060	56.277	29.766	204.279	4
4.	13'05.239	3'47.313 (16)	44.987	27.423	2'04.008	30.895	134.312	4
5.	15'43.715	2'38.476 (11)	43.201	26.553	59.068	29.654	203.333	4
6.	18'23.912	2'40.197 (12)	43.929	26.430	55.659	34.179	201.931	4
7.	22'23.534	3'59.622 (18)	2'09.503	26.502	54.990	28.627	203.805	2
8.	24'52.963	2'29.429 (2)	41.632	25.677	54.257	27.863	204.755	2
9.	27'22.176	B 2'29.213 (1)	41.385	25.620	54.213	27.995	203.805	2
10.	30'00.020	2'37.844 (10)	42.007	25.964	55.204	34.669	202.864	2
11.	34'10.468	4'10.448 (19)	2'01.663	32.865	58.817	37.103	201.468	2
12.	37'58.947	3'48.479 (17)	1'53.194	26.375	54.835	34.075	204.755	2
13.	41'46.255	3'47.308 (15)	1'54.688	26.934	56.308	29.378	201.931	1
14.	44'21.644	2'35.389 (7)	43.384	26.568	56.208	29.229	201.931	1
15.	46'57.655	2'36.011 (8)	42.704	26.722	57.013	29.572	203.333	1
16.	50'12.513	3'14.858 (14)	48.635	32.183	1'09.291	44.749	143.062	1
17.	58'23.319	8'10.806 (20)	6'16.735	26.726	57.008	30.337	205.714	1
18.	1:00'58.031	2'34.712 (6)	42.733	26.772	55.106	30.101	202.864	1
19.	1:03'31.672	2'33.641 (4)	42.516	26.652	55.492	28.981	205.714	1
20.	1:06'05.852	2'34.180 (5)	43.121	26.737	55.401	28.921	204.279	1
..	...	2'33.397 (3)	42.703	26.617	55.369	28.708	205.234	1



ENEOS スーパー耐久シリーズ 2023 Powered by Hankook

第1戦 SUZUKA S耐 5時間レース



ENEOS スーパー耐久シリーズ 2023 Powered by Hankook 第1戦

スーパー耐久 5時間耐久レース フリー走行

2023 / 3 / 19 :



SUZUKA CIRCUIT

個別ラップ表

Weather :Rain

Track :Wet

Full Course 4-Wheels(5,807m)

No	19 (Driver1)	Best Time	2'39.813	130.810 km/h
Name	鈴木 健自	Total Time	15'53.288	5 Laps
Team	BRP★SUNRISE-Blvd718GT4RS	Average Lap Time	2'54.071	
Type	PORSCHE 718Cayman GT4 RS	Today's Rank	71 / 124	
		Today's Top Time	2'12.629	157.622 km/h
No	19 (Driver2)	Best Time	2'27.448	141.780 km/h
Name	末廣 武士	Total Time	35'46.302	5 Laps
Team	BRP★SUNRISE-Blvd718GT4RS	Average Lap Time	4'41.267	
Type	PORSCHE 718Cayman GT4 RS	Today's Rank	31 / 124	
		Today's Top Time	2'12.629	157.622 km/h
No	19 (Driver3)	Best Time	2'30.233	139.152 km/h
Name	福田 幸平	Total Time	15'25.951	5 Laps
Team	BRP★SUNRISE-Blvd718GT4RS	Average Lap Time	2'46.990	
Type	PORSCHE 718Cayman GT4 RS	Today's Rank	41 / 124	
		Today's Top Time	2'12.629	157.622 km/h
No	19 (Driver4)	Best Time		km/h
Name	谷川 達也	Total Time		Laps
Team	BRP★SUNRISE-Blvd718GT4RS	Average Lap Time		
Type	PORSCHE 718Cayman GT4 RS	Today's Rank		
		Today's Top Time	2'12.629	157.622 km/h

Lap	Passing Time	Lap Time	Sec1	Sec2	Sec3	Sec4	km/h	Driver No
				30.247	59.752	31.956	219.052	1
1.	4'17.004							
2.	6'57.224	2'40.220 (7)	46.079	28.354	56.073	29.714	225.231	1
3.	9'37.037	2'39.813 (6)	44.586	29.112	55.979	30.136	223.511	1
4.	13'12.923	3'35.886 (10)	44.089	27.594	1'52.926	31.277	221.259	1
5.	15'53.288	2'40.365 (8)	43.823	26.450	53.944	36.148	226.392	1
6.	20'11.276	4'17.988 (12)	2'19.342	29.554	59.960	29.132	221.259	3
7.	22'50.028	2'38.752 (5)	43.673	26.988	54.407	33.684	228.156	3
8.	26'12.333	3'22.305 (9)	1'32.391	26.276	53.813	29.825	212.688	3
9.	28'42.566	2'30.233 (2)	42.311	26.116	52.889	28.917	232.381	3
10.	31'19.239	2'36.673 (3)	42.688	27.225	53.440	33.320	231.158	3
11.	48'20.473	17'01.234 (14)	14'50.483	26.205	1'01.132	43.414	155.469	2
12.	58'08.741	9'48.268 (13)	7'52.866	26.371	54.558	34.473	221.818	2
13.	1:01'59.861	3'51.120 (11)	2'04.684	25.622	52.853	27.961	228.156	2
14.	1:04'27.309	B 2'27.448 (1)	41.306	25.471	52.425	28.246	229.948	2
15.	1:07'05.541	2'38.232 (4)	42.585	26.481	52.856	36.310	228.156	2



ENEOS スーパー耐久シリーズ 2023 Powered by Hankook

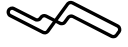
第1戦 SUZUKA S耐 5時間レース



ENEOS スーパー耐久シリーズ 2023 Powered by Hankook 第1戦

スーパー耐久 5時間耐久レース フリー走行

2023 / 3 / 19 :



SUZUKA CIRCUIT

個別ラップ表

Weather :Rain

Track :Wet

Full Course 4-Wheels(5,807m)

No	20 (Driver1)	Best Time	2'30.175	139.206 km/h
Name	田中 優暉	Total Time	49'21.875	13 Laps
Team	ナニワ電装TEAM IMPUL Z	Average Lap Time	3'31.040	
Type	NISSAN Z GT4	Today's Rank	40 / 124	
		Today's Top Time	2'12.629	157.622 km/h
No	20 (Driver2)	Best Time	2'23.549	145.631 km/h
Name	平峰 一貴	Total Time	18'45.497	7 Laps
Team	ナニワ電装TEAM IMPUL Z	Average Lap Time	2'36.411	
Type	NISSAN Z GT4	Today's Rank	18 / 124	
		Today's Top Time	2'12.629	157.622 km/h
No	20 (Driver3)	Best Time		km/h
Name	大木 一輝	Total Time		Laps
Team	ナニワ電装TEAM IMPUL Z	Average Lap Time		
Type	NISSAN Z GT4	Today's Rank		
		Today's Top Time	2'12.629	157.622 km/h
No	20 (Driver4)	Best Time		km/h
Name	星野 一樹	Total Time		Laps
Team	ナニワ電装TEAM IMPUL Z	Average Lap Time		
Type	NISSAN Z GT4	Today's Rank		
		Today's Top Time	2'12.629	157.622 km/h

Lap	Passing Time	Lap Time	Sec1	Sec2	Sec3	Sec4	km/h	Driver No
				26.939	54.243	29.052	226.392	2
1.	3'07.030							
2.	5'33.001	2'25.971 (4)	41.461	25.310	51.579	27.621	231.158	2
3.	7'56.588	2'23.587 (2)	40.287	24.987	51.216	27.097	232.381	2
4.	10'20.137	B 2'23.549 (1)	40.654	24.898	51.113	26.884	231.768	2
5.	13'45.817	3'25.680 (17)	52.489	1'08.024	57.312	27.855	229.347	2
6.	16'10.739	2'24.922 (3)	40.087	24.960	52.284	27.591	233.617	2
7.	18'45.497	2'34.758 (15)	42.043	25.798	52.579	34.338	230.551	2
8.	25'54.884	Pit 7'09.387 (18)	5'06.995	32.411	58.674	31.307	229.347	1
9.	28'28.722	2'33.838 (14)	44.287	26.806	53.992	28.753	230.551	1
10.	31'00.422	2'31.700 (13)	42.492	26.748	53.866	28.594	229.948	1
11.	33'30.635	2'30.213 (6)	41.475	25.991	54.079	28.668	231.768	1
12.	36'01.910	2'31.275 (11)	42.234	27.147	53.720	28.174	231.768	1
13.	38'32.981	2'31.071 (10)	42.159	26.926	53.501	28.485	231.768	1
14.	41'04.297	2'31.316 (12)	41.757	26.487	54.744	28.328	229.948	1
15.	43'45.261	Pit 2'40.964 (16)	42.653	26.869	54.505	36.937	229.948	1
16.	58'05.041	14'19.780 (19)	12'27.068	27.107	57.009	28.596	231.768	1
17.	1:00'35.921	2'30.880 (8)	42.412	26.062	54.000	28.406	228.156	1
18.	1:03'06.138	2'30.217 (7)	41.883	26.024	54.012	28.298	229.948	1
19.	1:05'37.197	2'31.059 (9)	42.775	25.947	54.174	28.163	231.158	1
20.	1:08'07.372	2'30.175 (5)	41.854	26.110	53.774	28.437	231.158	1



ENEOS スーパー耐久シリーズ 2023 Powered by Hankook

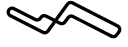
第1戦 SUZUKA S耐 5時間レース



ENEOS スーパー耐久シリーズ 2023 Powered by Hankook 第1戦

スーパー耐久 5時間耐久レース フリー走行

2023 / 3 / 19 :



SUZUKA CIRCUIT

個別ラップ表

Weather :Rain

Track :Wet

Full Course 4-Wheels(5,807m)

No	21 (Driver1)	Best Time	2'33.807	135.918 km/h
Name	山脇 大輔	Total Time	20'21.556	5 Laps
Team	ベンチャー投資のファンディーノ Audi R8 LMS	Average Lap Time	2'36.695	
Type	Audi R8 LMS GT4	Today's Rank	54 / 124	
		Today's Top Time	2'12.629	157.622 km/h

No	21 (Driver2)	Best Time	2'24.637	144.536 km/h
Name	神 晴也	Total Time	48'08.296	5 Laps
Team	ベンチャー投資のファンディーノ Audi R8 LMS	Average Lap Time	2'31.484	
Type	Audi R8 LMS GT4	Today's Rank	23 / 124	
		Today's Top Time	2'12.629	157.622 km/h

No	21 (Driver3)	Best Time		km/h
Name	ジョン・ウーキンショー	Total Time		Laps
Team	ベンチャー投資のファンディーノ Audi R8 LMS	Average Lap Time		
Type	Audi R8 LMS GT4	Today's Rank		
		Today's Top Time	2'12.629	157.622 km/h

No	21 (Driver4)	Best Time		km/h
Name	阿野 雄紀	Total Time		Laps
Team	ベンチャー投資のファンディーノ Audi R8 LMS	Average Lap Time		
Type	Audi R8 LMS GT4	Today's Rank		
		Today's Top Time	2'12.629	157.622 km/h

Lap	Passing Time	Lap Time	Sec1	Sec2	Sec3	Sec4	km/h	Driver No
				28.078	55.164	28.392	225.810	2
1.	38'02.357							
2.	40'31.274	2'28.917 (3)	41.925	25.209	52.943	28.840	230.551	2
3.	42'55.911	B 2'24.637 (1)	40.721	25.068	51.449	27.399	231.158	2
4.	45'20.792	2'24.881 (2)	40.949	25.071	51.567	27.294	229.347	2
5.	48'08.296	2'47.504 (8)	41.285	28.040	58.423	39.756	171.228	2
6.	58'03.072	9'54.776 (9)	7'58.814	27.875	56.846	31.241	222.944	1
7.	1:00'43.036	2'39.964 (7)	46.230	26.926	56.935	29.873	212.688	1
8.	1:03'20.562	2'37.526 (6)	44.644	27.072	56.258	29.552	226.392	1
9.	1:05'56.045	2'35.483 (5)	43.898	26.648	55.359	29.578	225.810	1
10.	1:08'29.852	2'33.807 (4)	43.303	26.700	55.082	28.722	226.977	1



ENEOS スーパー耐久シリーズ 2023 Powered by Hankook

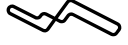
第1戦 SUZUKA S耐 5時間レース



ENEOS スーパー耐久シリーズ 2023 Powered by Hankook 第1戦

スーパー耐久 5時間耐久レース フリー走行

2023 / 3 / 19 :



SUZUKA CIRCUIT

個別ラップ表

Weather :Rain
Track :Wet

Full Course 4-Wheels(5,807m)

No	22 (Driver1)	Best Time	2'26.590	142.610 km/h
Name	北園 将太	Total Time	35'55.778	13 Laps
Team	Porsche EBI WAIMARAMA Cayman GT4 RS CS	Average Lap Time	2'32.701	
Type	PORSCHE 718 Cayman GT4 RS CS	Today's Rank	28 / 124	
		Today's Top Time	2'12.629	157.622 km/h
No	22 (Driver2)	Best Time	2'22.247	146.964 km/h
Name	千代 勝正	Total Time	14'08.297	5 Laps
Team	Porsche EBI WAIMARAMA Cayman GT4 RS CS	Average Lap Time	2'39.561	
Type	PORSCHE 718 Cayman GT4 RS CS	Today's Rank	16 / 124	
		Today's Top Time	2'12.629	157.622 km/h
No	22 (Driver3)	Best Time		km/h
Name	山野 直也	Total Time		Laps
Team	Porsche EBI WAIMARAMA Cayman GT4 RS CS	Average Lap Time		
Type	PORSCHE 718 Cayman GT4 RS CS	Today's Rank		
		Today's Top Time	2'12.629	157.622 km/h

Lap	Passing Time	Lap Time	Sec1	Sec2	Sec3	Sec4	km/h	Driver No
				26.839	55.193	29.463	222.380	2
1.	3'30.053							
2.	5'55.449	2'25.396 (3)	43.259	24.597	50.580	26.960	231.768	2
3.	8'17.696	B 2'22.247 (1)	40.173	24.751	50.766	26.557	231.768	2
4.	10'40.452	2'22.756 (2)	39.848	24.491	51.100	27.317	231.768	2
5.	14'08.297	3'27.845 (16)	1'20.911	42.662	52.079	32.193	231.768	2
6.	19'31.653	5'23.356 (17)	3'23.054	28.710	1'00.913	30.679	228.156	1
7.	22'10.684	2'39.031 (14)	45.193	29.484	55.338	29.016	230.551	1
8.	24'41.273	2'30.589 (12)	42.915	26.458	53.392	27.824	231.768	1
9.	27'08.597	2'27.324 (6)	41.884	25.845	52.053	27.542	231.768	1
10.	29'35.187	2'26.590 (4)	41.438	25.491	52.066	27.595	232.381	1
11.	32'07.068	2'31.881 (13)	42.000	25.892	55.636	28.353	219.600	1
12.	34'35.089	2'28.021 (9)	41.482	25.589	52.984	27.966	231.768	1
13.	37'04.581	2'29.492 (11)	41.713	26.316	53.463	28.000	231.768	1
14.	39'33.043	2'28.462 (10)	42.221	25.980	52.964	27.297	232.381	1
15.	42'00.896	2'27.853 (8)	41.442	25.884	52.184	28.343	214.768	1
16.	44'27.944	2'27.048 (5)	41.903	25.742	51.923	27.480	234.240	1
17.	46'55.366	2'27.422 (7)	41.194	25.481	52.558	28.189	232.997	1
18.	50'04.075	3'08.709 (15)	46.180	28.808	1'01.205	52.516	117.748	1



ENEOS スーパー耐久シリーズ 2023 Powered by Hankook

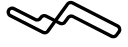
第1戦 SUZUKA S耐 5時間レース



ENEOS スーパー耐久シリーズ 2023 Powered by Hankook 第1戦

スーパー耐久 5時間耐久レース フリー走行

2023 / 3 / 19 :



SUZUKA CIRCUIT

個別ラップ表

Weather :Rain

Track :Wet

Full Course 4-Wheels(5,807m)

No	26 (Driver1)	Best Time	2'25.685	143.496 km/h
Name	大塚 隆一郎	Total Time	38'13.270	9 Laps
Team	raffinee 日産メカニックチャレンジZ GT4	Average Lap Time	3'56.791	
Type	NISSAN Z GT4	Today's Rank	25 / 124	
		Today's Top Time	2'12.629	157.622 km/h

No	26 (Driver2)	Best Time	2'24.399	144.774 km/h
Name	富田 竜一郎	Total Time	10'31.072	4 Laps
Team	raffinee 日産メカニックチャレンジZ GT4	Average Lap Time	2'27.120	
Type	NISSAN Z GT4	Today's Rank	22 / 124	
		Today's Top Time	2'12.629	157.622 km/h

No	26 (Driver3)	Best Time		km/h
Name	名取 鉄平	Total Time		Laps
Team	raffinee 日産メカニックチャレンジZ GT4	Average Lap Time		
Type	NISSAN Z GT4	Today's Rank		
		Today's Top Time	2'12.629	157.622 km/h

No	26 (Driver4)	Best Time		km/h
Name	篠原 拓朗	Total Time		Laps
Team	raffinee 日産メカニックチャレンジZ GT4	Average Lap Time		
Type	NISSAN Z GT4	Today's Rank		
		Today's Top Time	2'12.629	157.622 km/h

Lap	Passing Time	Lap Time	Sec1	Sec2	Sec3	Sec4	km/h	Driver No
				28.738	55.229	28.311	228.750	2
1.	3'09.710							
		2'27.782 (5)	42.496	25.636	51.877	27.773	230.551	2
2.	5'37.492							
		B 2'24.399 (1)	40.849	24.763	51.987	26.800	230.551	2
3.	8'01.891							
		2'29.181 (7)	40.581	24.783	51.827	31.990	230.551	2
4.	10'31.072	Pit						
		6'38.942 (10)	4'50.942	26.455	53.823	27.722	228.750	1
5.	17'10.014							
		2'28.288 (6)	41.305	25.384	53.606	27.993	225.231	1
6.	19'38.302							
		2'25.685 (2)	40.740	25.659	52.057	27.229	229.948	1
7.	22'03.987							
		2'35.544 (9)	42.191	27.411	54.046	31.896	228.156	1
8.	24'39.531	Pit						
		8'11.463 (11)	6'26.526	25.149	52.465	27.323	229.347	1
9.	32'50.994							
		2'26.601 (3)	40.833	25.596	52.552	27.620	228.156	1
10.	35'17.595							
		2'27.137 (4)	41.159	25.459	52.673	27.846	229.347	1
11.	37'44.732							
		2'34.672 (8)	42.016	25.714	52.905	34.037	229.948	1
12.	40'19.404	Pit						
		8'24.938 (12)	6'07.286	25.875	1'01.437	50.340	175.329	1
13.	48'44.342	Pit						



ENEOS スーパー耐久シリーズ 2023 Powered by Hankook

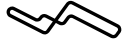
第1戦 SUZUKA S耐 5時間レース



ENEOS スーパー耐久シリーズ 2023 Powered by Hankook 第1戦

スーパー耐久 5時間耐久レース フリー走行

2023 / 3 / 19 :



SUZUKA CIRCUIT

個別ラップ表

Weather :Rain

Track :Wet

Full Course 4-Wheels(5,807m)

No	34 (Driver1)	Best Time	2'24.792	144.381 km/h
Name	加納 政樹	Total Time	14'22.612	5 Laps
Team	SUN'S TECHNO AudiR8LMS GT4	Average Lap Time	2'45.171	
Type	Audi R8 LMS GT4	Today's Rank	24 / 124	
		Today's Top Time	2'12.629	157.622 km/h
No	34 (Driver2)	Best Time	2'23.830	145.347 km/h
Name	大草 りき	Total Time	23'55.975	8 Laps
Team	SUN'S TECHNO AudiR8LMS GT4	Average Lap Time	2'47.058	
Type	Audi R8 LMS GT4	Today's Rank	21 / 124	
		Today's Top Time	2'12.629	157.622 km/h
No	34 (Driver3)	Best Time	2'41.054	129.802 km/h
Name	安田 裕信	Total Time	9'20.326	2 Laps
Team	SUN'S TECHNO AudiR8LMS GT4	Average Lap Time	2'41.054	
Type	Audi R8 LMS GT4	Today's Rank	77 / 124	
		Today's Top Time	2'12.629	157.622 km/h

Lap	Passing Time	Lap Time	Sec1	Sec2	Sec3	Sec4	km/h	Driver No
				32.186	59.574	32.232	178.537	1
1.	3'21.927							
2.	5'52.658	2'30.731 (7)	43.955	25.903	52.373	28.500	223.511	1
3.	8'22.041	2'29.383 (6)	42.200	26.508	52.119	28.556	216.355	1
4.	10'46.833	2'24.792 (2)	41.547	24.836	51.368	27.041	232.997	1
5.	14'22.612	3'35.779 (11)	1'37.408	29.564	53.995	34.812	218.507	1
		Pit						
6.	18'49.175	4'26.563 (12)	2'39.770	26.018	52.647	28.128	231.768	2
7.	21'14.097	2'24.922 (3)	41.013	25.170	51.281	27.458	232.997	2
8.	23'39.500	2'25.403 (4)	40.056	25.858	51.900	27.589	230.551	2
9.	26'08.037	2'28.537 (5)	40.832	26.296	54.125	27.284	231.768	2
10.	28'44.920	2'36.883 (9)	43.009	26.562	52.580	34.732	199.184	2
		Pit						
11.	33'21.814	4'36.894 (13)	2'52.092	24.945	52.116	27.741	230.551	2
12.	35'45.644	B 2'23.830 (1)	40.444	24.862	51.199	27.325	231.768	2
13.	38'18.587	2'32.943 (8)	41.585	25.737	51.924	33.697	232.381	2
		Pit						
14.	44'57.859	6'39.272 (14)	4'50.677	26.554	53.595	28.446	229.948	3
15.	47'38.913	2'41.054 (10)	42.243	25.460	52.213	41.138	231.768	3
		Pit						



ENEOS スーパー耐久シリーズ 2023 Powered by Hankook

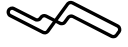
第1戦 SUZUKA S耐 5時間レース



ENEOS スーパー耐久シリーズ 2023 Powered by Hankook 第1戦

スーパー耐久 5時間耐久レース フリー走行

2023 / 3 / 19 :



SUZUKA CIRCUIT

個別ラップ表

Weather :Rain

Track :Wet

Full Course 4-Wheels(5,807m)

No	52 (Driver1)	Best Time	2'26.115	143.074 km/h
Name	山崎 学	Total Time	41'57.325	12 Laps
Team	埼玉トヨペット GB GR Supra GT4	Average Lap Time	3'18.181	
Type	TOYOTA GR Supra GT4	Today's Rank	27 / 124	
		Today's Top Time	2'12.629	157.622 km/h
No	52 (Driver2)	Best Time	2'23.563	145.617 km/h
Name	吉田 広樹	Total Time	26'56.950	10 Laps
Team	埼玉トヨペット GB GR Supra GT4	Average Lap Time	2'35.176	
Type	TOYOTA GR Supra GT4	Today's Rank	19 / 124	
		Today's Top Time	2'12.629	157.622 km/h
No	52 (Driver3)	Best Time		km/h
Name	服部 尚貴	Total Time		Laps
Team	埼玉トヨペット GB GR Supra GT4	Average Lap Time		
Type	TOYOTA GR Supra GT4	Today's Rank		
		Today's Top Time	2'12.629	157.622 km/h
No	52 (Driver4)	Best Time		km/h
Name	川合 孝汰	Total Time		Laps
Team	埼玉トヨペット GB GR Supra GT4	Average Lap Time		
Type	TOYOTA GR Supra GT4	Today's Rank		
		Today's Top Time	2'12.629	157.622 km/h

Lap	Passing Time	Lap Time	Sec1	Sec2	Sec3	Sec4	km/h	Driver No
				29.579	56.550	30.667	204.279	2
1.	3'40.358							
2.	6'16.160	2'35.802 (15)	45.198	28.069	54.194	28.341	226.392	2
3.	8'44.956	2'28.796 (12)	42.649	26.131	52.436	27.580	228.156	2
4.	11'46.764	3'01.808 (18)	42.029	25.332	51.817	1'02.630	217.965	2
5.	14'46.485	2'59.721 (17)	1'14.672	25.340	52.127	27.582	228.156	2
6.	17'11.086	2'24.601 (3)	40.780	25.384	51.271	27.166	229.347	2
7.	19'37.555	2'26.469 (6)	40.851	25.507	52.887	27.224	228.750	2
8.	22'01.322	2'23.767 (2)	40.168	25.030	51.305	27.264	229.948	2
9.	24'24.885	B 2'23.563 (1)	40.177	24.921	51.406	27.059	229.347	2
10.	26'56.950	2'32.065 (13)	41.499	25.801	52.011	32.754	229.948	2
		Pit						
11.	32'34.284	5'37.334 (20)	3'49.771	26.243	52.919	28.401	228.750	1
12.	35'03.070	2'28.786 (11)	43.059	25.787	52.090	27.850	229.347	1
13.	37'30.998	2'27.928 (9)	41.530	25.864	52.471	28.063	229.347	1
14.	39'59.346	2'28.348 (10)	41.472	25.773	52.844	28.259	229.347	1
15.	42'33.007	2'33.661 (14)	41.912	25.741	52.889	33.119	228.156	1
		Pit						
16.	46'29.805	3'56.798 (19)	2'09.401	26.445	52.748	28.204	227.565	1
17.	49'18.331	2'48.526 (16)	42.929	28.010	54.910	42.677	211.154	1
		Pit						
18.	59'07.322	9'48.991 (21)	8'03.503	25.249	52.352	27.887	229.347	1
19.	1:01'33.437	2'26.115 (4)	40.729	25.375	52.204	27.807	230.551	1
20.	1:04'00.278	2'26.841 (7)	40.895	25.625	52.828	27.493	228.156	1



ENEOS スーパー耐久シリーズ 2023 Powered by Hankook

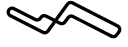
第1戦 SUZUKA S耐 5時間レース



ENEOS スーパー耐久シリーズ 2023 Powered by Hankook 第1戦

スーパー耐久 5時間耐久レース フリー走行

2023 / 3 / 19 :



SUZUKA CIRCUIT

個別ラップ表

Weather : Rain

Track : Wet

Full Course 4-Wheels(5,807m)

Lap	Passing Time	Lap Time		Sec1	Sec2	Sec3	Sec4	km/h	Driver No
21.	1:06'26.659	2'26.381	(5)	40.872	25.592	52.389	27.528	229.347	1
22.	1:08'54.275	2'27.616	(8)	41.136	25.806	52.730	27.944	228.750	1



ENEOS スーパー耐久シリーズ 2023 Powered by Hankook

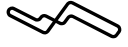
第1戦 SUZUKA S耐 5時間レース



ENEOS スーパー耐久シリーズ 2023 Powered by Hankook 第1戦

スーパー耐久 5時間耐久レース フリー走行

2023 / 3 / 19 :



SUZUKA CIRCUIT

個別ラップ表

Weather :Rain
Track :Wet

Full Course 4-Wheels(5,807m)

No	75 (Driver1)	Best Time	2'28.031	141.222 km/h
Name	塚田 利郎	Total Time	46'48.684	14 Laps
Team	Team Noah GR Supra GT4	Average Lap Time	3'09.587	
Type	TOYOTA GR Supra GT4	Today's Rank	32 / 124	
		Today's Top Time	2'12.629	157.622 km/h
No	75 (Driver2)	Best Time	2'23.091	146.097 km/h
Name	蘇武 喜和	Total Time	23'23.604	9 Laps
Team	Team Noah GR Supra GT4	Average Lap Time	2'33.082	
Type	TOYOTA GR Supra GT4	Today's Rank	17 / 124	
		Today's Top Time	2'12.629	157.622 km/h
No	75 (Driver3)	Best Time		km/h
Name	和田 慎吾	Total Time		Laps
Team	Team Noah GR Supra GT4	Average Lap Time		
Type	TOYOTA GR Supra GT4	Today's Rank		
		Today's Top Time	2'12.629	157.622 km/h
No	75 (Driver4)	Best Time		km/h
Name	清瀧 雄二	Total Time		Laps
Team	Team Noah GR Supra GT4	Average Lap Time		
Type	TOYOTA GR Supra GT4	Today's Rank		
		Today's Top Time	2'12.629	157.622 km/h

Lap	Passing Time	Lap Time	Sec1	Sec2	Sec3	Sec4	km/h	Driver No
				30.173	54.938	29.142	222.380	2
1.	2'58.943							
2.	5'28.282	2'29.339 (10)	42.275	26.042	53.314	27.708	224.082	2
3.	7'54.317	2'26.035 (5)	42.403	24.866	51.747	27.019	226.977	2
4.	10'18.642	2'24.325 (4)	41.242	24.757	51.584	26.742	225.810	2
5.	13'43.711	3'25.069 (19)	47.325	1'10.275	1'00.671	26.798	225.810	2
6.	16'07.071	2'23.360 (2)	40.058	24.501	51.585	27.216	229.347	2
7.	18'30.676	2'23.605 (3)	40.568	24.560	51.745	26.732	226.392	2
8.	20'53.767	B 2'23.091 (1)	40.085	24.676	51.489	26.841	226.392	2
9.	23'23.604	2'29.837 (11)	40.718	25.459	52.039	31.621	226.977	2
10.	29'07.648	Pit 5'44.044 (21)	3'49.757	28.539	56.311	29.437	215.823	1
11.	31'42.768	2'35.120 (16)	45.440	26.386	54.005	29.289	224.082	1
12.	34'12.836	2'30.068 (13)	42.289	25.817	53.362	28.600	225.231	1
13.	36'43.637	2'30.801 (14)	42.765	25.719	53.134	29.183	225.810	1
14.	39'23.327	2'39.690 (17)	43.491	26.268	55.475	34.456	224.082	1
15.	44'22.534	Pit 4'59.207 (20)	3'06.980	27.668	55.227	29.332	211.663	1
16.	46'54.092	2'31.558 (15)	42.863	26.120	54.654	27.921	225.810	1
17.	50'00.529	3'06.437 (18)	43.535	27.684	1'04.209	51.009	140.544	1
18.	57'49.129	Pit 7'48.600 (22)	5'59.318	26.388	53.959	28.935	217.965	1
19.	1:00'17.411	2'28.282 (8)	41.993	25.642	52.543	28.104	224.082	1
20.	1:02'47.419	2'30.008 (12)	42.762	26.057	53.163	28.026	223.511	1



ENEOS スーパー耐久シリーズ 2023 Powered by Hankook

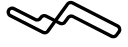
第1戦 SUZUKA S耐 5時間レース



ENEOS スーパー耐久シリーズ 2023 Powered by Hankook 第1戦

スーパー耐久 5時間耐久レース フリー走行

2023 / 3 / 19 :



SUZUKA CIRCUIT

個別ラップ表

Weather : Rain

Track : Wet

Full Course 4-Wheels(5,807m)

Lap	Passing Time	Lap Time	Sec1	Sec2	Sec3	Sec4	km/h	Driver No
21.	1:05'15.450	2'28.031 (6)	41.887	25.517	52.982	27.645	224.082	1
22.	1:07'43.626	2'28.176 (7)	42.094	25.531	53.010	27.541	225.231	1
23.	1:10'12.288	2'28.662 (9)	41.958	25.438	53.087	28.179	225.810	1



ENEOS スーパー耐久シリーズ 2023 Powered by Hankook

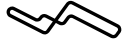
第1戦 SUZUKA S耐 5時間レース



ENEOS スーパー耐久シリーズ 2023 Powered by Hankook 第1戦

スーパー耐久 5時間耐久レース フリー走行

2023 / 3 / 19 :



SUZUKA CIRCUIT

個別ラップ表

Weather :Rain

Track :Wet

Full Course 4-Wheels(5,807m)

No	111 (Driver1)	Best Time	2'27.025	142.188 km/h
Name	Ken Alex	Total Time	39'25.729	15 Laps
Team	BUZZ KR McLaren570S GT4	Average Lap Time	2'36.579	
Type	McLaren570S GT4	Today's Rank	30 / 124	
		Today's Top Time	2'12.629	157.622 km/h
No	111 (Driver2)	Best Time	2'28.899	140.399 km/h
Name	徳藤 一貴	Total Time	30'53.048	9 Laps
Team	BUZZ KR McLaren570S GT4	Average Lap Time	3'15.758	
Type	McLaren570S GT4	Today's Rank	35 / 124	
		Today's Top Time	2'12.629	157.622 km/h
No	111 (Driver3)	Best Time		km/h
Name	佐々木 孝太	Total Time		Laps
Team	BUZZ KR McLaren570S GT4	Average Lap Time		
Type	McLaren570S GT4	Today's Rank		
		Today's Top Time	2'12.629	157.622 km/h
No	111 (Driver4)	Best Time		km/h
Name	加賀美 綾佑	Total Time		Laps
Team	BUZZ KR McLaren570S GT4	Average Lap Time		
Type	McLaren570S GT4	Today's Rank		
		Today's Top Time	2'12.629	157.622 km/h

Lap	Passing Time	Lap Time	Sec1	Sec2	Sec3	Sec4	km/h	Driver No
				29.267	57.109	30.684	224.082	1
1.	2'53.615							
2.	5'33.177	2'39.562 (18)	45.717	27.422	56.569	29.854	222.944	1
3.	8'10.404	2'37.227 (17)	45.776	27.275	55.278	28.898	207.660	1
4.	10'42.765	2'32.361 (14)	42.875	26.270	54.458	28.758	194.336	1
5.	14'12.840	3'30.075 (21)	1'24.903	41.235	54.994	28.943	206.197	1
6.	16'43.694	2'30.854 (10)	43.523	26.406	53.546	27.379	230.551	1
7.	19'13.726	2'30.032 (8)	42.525	26.226	53.232	28.049	228.750	1
8.	21'40.751	B 2'27.025 (1)	41.282	25.862	52.427	27.454	231.158	1
9.	24'11.457	2'30.706 (9)	41.553	27.143	54.125	27.885	223.511	1
10.	26'40.245	2'28.788 (3)	41.440	25.988	53.719	27.641	230.551	1
11.	29'08.503	2'28.258 (2)	41.218	25.840	52.969	28.231	232.997	1
12.	31'43.493	2'34.990 (16)	45.032	28.050	52.892	29.016	231.158	1
13.	34'13.387	2'29.894 (7)	41.803	26.101	53.109	28.881	228.156	1
14.	36'44.475	2'31.088 (12)	42.489	26.196	53.127	29.276	228.156	1
15.	39'25.729	2'41.254 (19)	42.957	26.741	55.087	36.469	215.823	1
16.	44'12.711	4'46.982 (22)	2'52.550	27.255	57.166	30.011	217.426	2
17.	46'47.037	2'34.326 (15)	43.009	27.114	55.851	28.352	231.158	2
18.	49'58.372	3'11.335 (20)	46.349	29.696	1'04.947	50.343	123.371	2
19.	57'48.114	7'49.742 (23)	5'59.810	26.863	54.618	28.451	208.646	2
20.	1:00'19.740	2'31.626 (13)	43.957	26.202	53.147	28.320	201.931	2



ENEOS スーパー耐久シリーズ 2023 Powered by Hankook

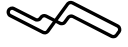
第1戦 SUZUKA S耐 5時間レース



ENEOS スーパー耐久シリーズ 2023 Powered by Hankook 第1戦

スーパー耐久 5時間耐久レース フリー走行

2023 / 3 / 19 :



SUZUKA CIRCUIT

個別ラップ表

Weather : Rain

Track : Wet

Full Course 4-Wheels(5,807m)

Lap	Passing Time	Lap Time		Sec1	Sec2	Sec3	Sec4	km/h	Driver No
21.	1:02'49.132	2'29.392	(5)	42.313	25.954	53.293	27.832	231.158	2
22.	1:05'18.031	2'28.899	(4)	42.157	25.898	52.784	28.060	232.381	2
23.	1:07'49.033	2'31.002	(11)	41.753	26.282	54.720	28.247	225.810	2
24.	1:10'18.777	2'29.744	(6)	42.103	25.864	53.948	27.829	232.381	2



ENEOS スーパー耐久シリーズ 2023 Powered by Hankook

第1戦 SUZUKA S耐 5時間レース



ENEOS スーパー耐久シリーズ 2023 Powered by Hankook 第1戦

スーパー耐久 5時間耐久レース フリー走行

2023 / 3 / 19 :



個別ラップ表

Weather :Rain
Track :Wet

Full Course 4-Wheels(5,807m)

No	555 (Driver1)	Best Time	km/h
Name	池本 繁弘	Total Time	Laps
Team	REVISION AMG GT4	Average Lap Time	
Type	Mercedes AMG GT4	Today's Rank	
		Today's Top Time	2'12.629 157.622 km/h

No	555 (Driver2)	Best Time	2'23.620	145.559 km/h
Name	たしるじゅん	Total Time	42'31.342	13 Laps
Team	REVISION AMG GT4	Average Lap Time	3'14.483	
Type	Mercedes AMG GT4	Today's Rank	20 / 124	
		Today's Top Time	2'12.629	157.622 km/h

Lap	Passing Time	Lap Time	Sec1	Sec2	Sec3	Sec4	km/h	Driver No
1.	3'37.544			29.160	55.367	28.025	227.565	2
2.	6'07.129	2'29.585 (6)	42.988	26.248	52.458	27.891	226.392	2
3.	8'30.749	B 2'23.620 (1)	40.838	24.634	51.270	26.878	228.156	2
4.	10'55.820	2'25.071 (4)	40.039	24.546	51.400	29.086	228.750	2
5.	14'34.956	3'39.136 (9)	1'47.405	26.031	52.051	33.649	226.392	2
6.	19'02.373	4'27.417 (10)	2'44.007	24.723	51.835	26.852	226.977	2
7.	21'26.947	2'24.574 (2)	40.730	25.067	52.032	26.745	226.392	2
8.	23'51.567	2'24.620 (3)	40.422	25.045	51.920	27.233	226.977	2
9.	26'23.373	2'31.806 (7)	40.425	25.152	52.400	33.829	228.750	2
10.	32'57.128	6'33.755 (12)	4'42.025	25.285	52.066	34.379	226.392	2
11.	37'32.747	4'35.619 (11)	2'51.365	25.069	52.000	27.185	229.347	2
12.	39'59.514	2'26.767 (5)	40.721	25.458	52.599	27.989	229.347	2
13.	42'31.342	2'31.828 (8)	40.841	25.361	53.124	32.502	226.977	2



ENEOS スーパー耐久シリーズ 2023 Powered by Hankook

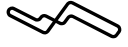


第1戦 SUZUKA S耐 5時間レース

ENEOS スーパー耐久シリーズ 2023 Powered by Hankook 第1戦

スーパー耐久 5時間耐久レース フリー走行

2023 / 3 / 19 :



SUZUKA CIRCUIT

個別ラップ表

Weather :Rain

Track :Wet

Full Course 4-Wheels(5,807m)

No	885 (Driver1)	Best Time	2'29.109	140.201 km/h
Name	HIRO HAYASHI	Total Time	26'44.602	9 Laps
Team	シェイドレーシング GR SUPRA GT4	Average Lap Time	2'41.187	
Type	TOYOTA GR Supra GT4	Today's Rank	36 / 124	
		Today's Top Time	2'12.629	157.622 km/h
No	885 (Driver2)	Best Time	2'25.754	143.428 km/h
Name	平中 克幸	Total Time	18'10.485	4 Laps
Team	シェイドレーシング GR SUPRA GT4	Average Lap Time	2'29.846	
Type	TOYOTA GR Supra GT4	Today's Rank	26 / 124	
		Today's Top Time	2'12.629	157.622 km/h
No	885 (Driver3)	Best Time		km/h
Name	清水 英志郎	Total Time		Laps
Team	シェイドレーシング GR SUPRA GT4	Average Lap Time		
Type	TOYOTA GR Supra GT4	Today's Rank		
		Today's Top Time	2'12.629	157.622 km/h

Lap	Passing Time	Lap Time	Sec1	Sec2	Sec3	Sec4	km/h	Driver No
				30.408	59.651	31.959	215.823	1
1.	5'15.105							
2.	7'53.056	2'37.951 (8)	45.098	27.719	55.763	29.371	226.392	1
3.	10'31.572	2'38.516 (10)	45.603	27.065	56.015	29.833	216.889	1
4.	14'01.592	3'30.020 (11)	1'08.281	57.300	55.165	29.274	215.823	1
5.	16'33.406	2'31.814 (5)	42.371	26.466	54.510	28.467	226.977	1
6.	19'05.108	2'31.702 (4)	42.554	26.224	53.971	28.953	225.810	1
7.	21'37.058	2'31.950 (6)	42.153	26.640	54.876	28.281	227.565	1
8.	24'06.167	2'29.109 (3)	41.233	26.442	53.405	28.029	229.347	1
9.	26'44.602	2'38.435 (9)	41.586	26.172	54.803	35.874	228.156	1
10.	37'25.549	10'40.947 (12)	8'52.858	26.877	53.528	27.684	228.156	2
11.	39'52.330	2'26.781 (2)	40.812	25.481	53.192	27.296	228.750	2
12.	42'18.084	B 2'25.754 (1)	40.559	25.677	51.961	27.557	229.347	2
13.	44'55.087	2'37.003 (7)	41.678	26.081	55.056	34.188	228.750	2



ENEOS スーパー耐久シリーズ 2023 Powered by Hankook

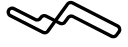
第1戦 SUZUKA S耐 5時間レース



ENEOS スーパー耐久シリーズ 2023 Powered by Hankook 第1戦

スーパー耐久 5時間耐久レース フリー走行

2023 / 3 / 19 :



SUZUKA CIRCUIT

個別ラップ表

Weather :Rain

Track :Wet

Full Course 4-Wheels(5,807m)

No	47 (Driver1)	Best Time	2'26.737	142.467 km/h
Name	星野 辰也	Total Time	18'08.204	5 Laps
Team	D'station Vantage GT8R	Average Lap Time	2'29.736	
Type	Aston Martin Vantage GT8R	Today's Rank	29 / 124	
		Today's Top Time	2'12.629	157.622 km/h
No	47 (Driver2)	Best Time	2'20.870	148.401 km/h
Name	織戸 学	Total Time	20'25.027	8 Laps
Team	D'station Vantage GT8R	Average Lap Time	2'32.161	
Type	Aston Martin Vantage GT8R	Today's Rank	15 / 124	
		Today's Top Time	2'12.629	157.622 km/h
No	47 (Driver3)	Best Time		km/h
Name	浜 健二	Total Time		Laps
Team	D'station Vantage GT8R	Average Lap Time		
Type	Aston Martin Vantage GT8R	Today's Rank		
		Today's Top Time	2'12.629	157.622 km/h
No	47 (Driver4)	Best Time		km/h
Name	ジェイク パーソンス	Total Time		Laps
Team	D'station Vantage GT8R	Average Lap Time		
Type	Aston Martin Vantage GT8R	Today's Rank		
		Today's Top Time	2'12.629	157.622 km/h

Lap	Passing Time	Lap Time	Sec1	Sec2	Sec3	Sec4	km/h	Driver No
				27.428	53.168	27.841	226.977	2
1.	2'39.898							
2.	5'04.004	2'24.106 (5)	41.380	25.088	50.906	26.732	234.240	2
3.	7'24.898	2'20.894 (2)	39.876	24.574	49.975	26.469	234.866	2
4.	9'45.768	B 2'20.870 (1)	39.677	24.850	50.082	26.261	236.129	2
5.	13'12.527	3'26.759 (11)	39.696	24.861	1'53.569	28.633	231.768	2
6.	15'33.866	2'21.339 (3)	39.876	24.660	50.141	26.662	238.696	2
7.	17'55.432	2'21.566 (4)	40.153	24.364	50.389	26.660	234.866	2
8.	20'25.027	2'29.595 (9)	40.062	24.701	51.299	33.533	232.381	2
9.	28'34.287	8'09.260 (12)	6'20.103	26.689	54.276	28.192	233.617	1
10.	31'01.181	2'26.894 (7)	41.582	25.364	52.405	27.543	233.617	1
11.	33'28.321	2'27.140 (8)	41.630	25.803	52.306	27.401	234.240	1
12.	35'55.058	2'26.737 (6)	41.608	25.234	52.418	27.477	232.381	1
13.	38'33.231	2'38.173 (10)	42.935	26.276	54.464	34.498	222.944	1



ENEOS スーパー耐久シリーズ 2023 Powered by Hankook

第1戦 SUZUKA S耐 5時間レース



ENEOS スーパー耐久シリーズ 2023 Powered by Hankook 第1戦

スーパー耐久 5時間耐久レース フリー走行

2023 / 3 / 19 :



SUZUKA CIRCUIT

個別ラップ表

Weather :Rain

Track :Wet

Full Course 4-Wheels(5,807m)

No	7 (Driver1)	Best Time	2'40.379	130.349 km/h
Name	藤井 芳樹	Total Time	31'40.762	7 Laps
Team	新菱オートDIXCELエボ10	Average Lap Time	2'47.084	
Type	mitsubishi ランサーエボリューション	Today's Rank	72 / 124	
		Today's Top Time	2'12.629	157.622 km/h

No	7 (Driver2)	Best Time	2'40.665	130.117 km/h
Name	安斎 景介	Total Time	18'13.663	5 Laps
Team	新菱オートDIXCELエボ10	Average Lap Time	2'50.436	
Type	mitsubishi ランサーエボリューション	Today's Rank	74 / 124	
		Today's Top Time	2'12.629	157.622 km/h

No	7 (Driver3)	Best Time		km/h
Name	成澤 正人	Total Time		Laps
Team	新菱オートDIXCELエボ10	Average Lap Time		
Type	mitsubishi ランサーエボリューション	Today's Rank		
		Today's Top Time	2'12.629	157.622 km/h

No	7 (Driver4)	Best Time		km/h
Name	下垣 和也	Total Time		Laps
Team	新菱オートDIXCELエボ10	Average Lap Time		
Type	mitsubishi ランサーエボリューション	Today's Rank		
		Today's Top Time	2'12.629	157.622 km/h

Lap	Passing Time	Lap Time	Sec1	Sec2	Sec3	Sec4	km/h	Driver No
				34.123	1'06.754	35.593	160.292	1
1.	14'58.258			29.750	1'00.569	31.720	206.197	1
2.	17'49.534	2'51.276 (8)	49.237	28.740	59.511	32.180	193.480	1
3.	20'38.200	2'48.666 (7)	48.235	27.951	58.541	31.298	212.174	1
4.	23'21.992	2'43.792 (6)	46.002	27.568	57.021	30.201	213.723	1
5.	26'02.371	B 2'40.379 (1)	45.589	27.513	57.441	31.435	215.294	1
6.	28'43.869	2'41.498 (3)	45.109	27.513	57.441	31.435	215.294	1
7.	31'40.762	2'56.893 (9)	49.177	29.015	58.998	39.703	197.393	1
8.	38'32.681	Pit 6'51.919 (11)	4'52.598	29.767	58.923	30.631	217.426	2
9.	41'14.261	2'41.580 (4)	46.113	28.007	57.083	30.377	217.426	2
10.	43'54.926	2'40.665 (2)	45.627	27.728	57.066	30.244	217.965	2
11.	46'36.671	2'41.745 (5)	45.624	27.894	58.212	30.015	219.052	2
12.	49'54.425	3'17.754 (10)	47.840	32.106	1'09.851	47.957	131.892	2
		Pit						



ENEOS スーパー耐久シリーズ 2023 Powered by Hankook

第1戦 SUZUKA S耐 5時間レース



ENEOS スーパー耐久シリーズ 2023 Powered by Hankook 第1戦

スーパー耐久 5時間耐久レース フリー走行

2023 / 3 / 19 :



SUZUKA CIRCUIT

個別ラップ表

Weather :Rain

Track :Wet

Full Course 4-Wheels(5,807m)

No	13 (Driver1)	Best Time	2'36.943	133.203 km/h
Name	花里 祐弥	Total Time	39'49.838	11 Laps
Team	ENDLESS GR YARIS	Average Lap Time	3'35.578	
Type	TOYOTA GR YARIS	Today's Rank	63 / 124	
		Today's Top Time	2'12.629	157.622 km/h
No	13 (Driver2)	Best Time	2'39.430	131.125 km/h
Name	石坂 瑞基	Total Time	26'37.253	6 Laps
Team	ENDLESS GR YARIS	Average Lap Time	4'19.038	
Type	TOYOTA GR YARIS	Today's Rank	70 / 124	
		Today's Top Time	2'12.629	157.622 km/h
No	13 (Driver3)	Best Time		km/h
Name	伊東 黎明	Total Time		Laps
Team	ENDLESS GR YARIS	Average Lap Time		
Type	TOYOTA GR YARIS	Today's Rank		
		Today's Top Time	2'12.629	157.622 km/h
No	13 (Driver4)	Best Time		km/h
Name	岡田 整	Total Time		Laps
Team	ENDLESS GR YARIS	Average Lap Time		
Type	TOYOTA GR YARIS	Today's Rank		
		Today's Top Time	2'12.629	157.622 km/h

Lap	Passing Time	Lap Time	Sec1	Sec2	Sec3	Sec4	km/h	Driver No
				31.690	59.475	30.653	207.660	1
1.	3'54.053							
2.	6'31.963	2'37.910 (3)	44.704	26.850	56.048	30.308	210.647	1
3.	9'15.359	2'43.396 (7)	43.968	33.225	56.623	29.580	212.688	1
4.	12'59.736	3'44.377 (12)	43.324	27.940	2'01.448	31.665	102.617	1
5.	15'42.668	2'42.932 (6)	43.213	27.032	56.485	36.202	210.647	1
6.	24'05.244	8'22.576 (15)	6'29.244	26.904	56.342	30.086	208.646	1
7.	26'49.513	2'44.269 (8)	44.299	27.286	56.606	36.078	207.660	1
8.	31'49.243	4'59.730 (13)	3'04.436	28.492	56.953	29.849	210.144	1
9.	34'26.186	B 2'36.943 (1)	43.717	26.749	56.616	29.861	209.143	1
10.	37'03.481	2'37.295 (2)	43.719	26.915	56.981	29.680	207.660	1
11.	39'49.838	2'46.357 (10)	45.043	27.291	57.305	36.718	205.714	1
12.	44'51.897	5'02.059 (14)	3'07.166	27.306	57.283	30.304	210.647	2
13.	47'40.797	2'48.900 (11)	44.452	27.093	56.745	40.610	212.174	2
14.	58'22.297	10'41.500 (16)	8'46.425	27.410	57.604	30.061	211.154	2
15.	1:01'01.727	2'39.430 (4)	44.507	27.390	57.259	30.274	211.154	2
16.	1:03'42.213	2'40.486 (5)	46.541	27.333	56.648	29.964	212.688	2
17.	1:06'27.091	2'44.878 (9)	45.171	27.223	56.516	35.968	211.154	2



ENEOS スーパー耐久シリーズ 2023 Powered by Hankook

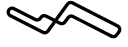
第1戦 SUZUKA S耐 5時間レース



ENEOS スーパー耐久シリーズ 2023 Powered by Hankook 第1戦

スーパー耐久 5時間耐久レース フリー走行

2023 / 3 / 19 :



SUZUKA CIRCUIT

個別ラップ表

Weather :Rain

Track :Wet

Full Course 4-Wheels(5,807m)

No	743 (Driver1)	Best Time	2'38.206	132.139 km/h
Name	石垣 博基	Total Time	25'09.578	6 Laps
Team	Honda R&D Challenge FL5	Average Lap Time	4'16.204	
Type	Honda CIVIC TYPE R	Today's Rank	65 / 124	
		Today's Top Time	2'12.629	157.622 km/h
No	743 (Driver2)	Best Time	2'38.608	131.804 km/h
Name	武藤 英紀	Total Time	39'06.735	8 Laps
Team	Honda R&D Challenge FL5	Average Lap Time	4'24.141	
Type	Honda CIVIC TYPE R	Today's Rank	67 / 124	
		Today's Top Time	2'12.629	157.622 km/h
No	743 (Driver3)	Best Time		km/h
Name	木立 純一	Total Time		Laps
Team	Honda R&D Challenge FL5	Average Lap Time		
Type	Honda CIVIC TYPE R	Today's Rank		
		Today's Top Time	2'12.629	157.622 km/h
No	743 (Driver4)	Best Time		km/h
Name	柿沼 秀樹	Total Time		Laps
Team	Honda R&D Challenge FL5	Average Lap Time		
Type	Honda CIVIC TYPE R	Today's Rank		
		Today's Top Time	2'12.629	157.622 km/h

Lap	Passing Time	Lap Time	Sec1	Sec2	Sec3	Sec4	km/h	Driver No
				29.484	1'00.057	30.125	208.152	1
1.	3'48.555							
		B 2'38.206	(1)	44.843	26.928	56.775	212.688	1
2.	6'26.761							
		2'39.553	(3)	45.138	28.232	57.040	212.688	1
3.	9'06.314							
		3'50.883	(8)	44.869	27.533	1'42.714	48.746	1
4.	12'57.197	Pit						
		5'52.337	(9)	3'52.723	27.141	57.128	35.345	1
5.	18'49.534	Pit						
		6'20.044	(10)	4'20.559	27.412	57.641	34.432	1
6.	25'09.578	Pit						
		8'17.742	(12)	6'16.957	29.626	1'00.250	30.909	2
7.	33'27.320							
		2'40.830	(4)	45.429	28.541	56.806	30.054	2
8.	36'08.150							
		2'38.608	(2)	44.825	27.268	56.598	29.917	2
9.	38'46.758							
		2'45.685	(6)	44.342	27.370	56.924	37.049	2
10.	41'32.443	Pit						
		7'20.120	(11)	5'07.254	29.935	1'02.656	40.275	2
11.	48'52.563	Pit						
		9'49.960	(13)	7'52.837	27.650	58.968	30.505	2
12.	58'42.523							
		2'40.879	(5)	44.966	28.281	57.525	30.107	2
13.	1:01'23.402							
		2'52.911	(7)	44.920	27.774	58.058	42.159	2
14.	1:04'16.313	Pit						



ENEOS スーパー耐久シリーズ 2023 Powered by Hankook

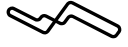
第1戦 SUZUKA S耐 5時間レース



ENEOS スーパー耐久シリーズ 2023 Powered by Hankook 第1戦

スーパー耐久 5時間耐久レース フリー走行

2023 / 3 / 19 :



SUZUKA CIRCUIT

個別ラップ表

Weather :Rain

Track :Wet

Full Course 4-Wheels(5,807m)

No	15 (Driver1)	Best Time	2'32.808	136.807 km/h
Name	甲野 将哉	Total Time	14'41.183	5 Laps
Team	岡部自動車Z34	Average Lap Time	2'50.903	
Type	NISSAN フェアレディZ	Today's Rank	48 / 124	
		Today's Top Time	2'12.629	157.622 km/h
No	15 (Driver2)	Best Time	2'32.707	136.897 km/h
Name	長島 正明	Total Time	11'45.622	4 Laps
Team	岡部自動車Z34	Average Lap Time	2'36.267	
Type	NISSAN フェアレディZ	Today's Rank	47 / 124	
		Today's Top Time	2'12.629	157.622 km/h
No	15 (Driver3)	Best Time	2'28.091	141.165 km/h
Name	富田 自然	Total Time	12'00.368	4 Laps
Team	岡部自動車Z34	Average Lap Time	2'31.182	
Type	NISSAN フェアレディZ	Today's Rank	33 / 124	
		Today's Top Time	2'12.629	157.622 km/h
No	15 (Driver4)	Best Time	2'29.442	139.888 km/h
Name	元嶋 成弥	Total Time	8'53.224	3 Laps
Team	岡部自動車Z34	Average Lap Time	2'34.579	
Type	NISSAN フェアレディZ	Today's Rank	38 / 124	
		Today's Top Time	2'12.629	157.622 km/h

Lap	Passing Time	Lap Time	Sec1	Sec2	Sec3	Sec4	km/h	Driver No
				32.433	58.191	29.859	180.741	1
1.	3'17.569							
2.	5'50.435	2'32.866 (6)	43.441	26.525	54.573	28.327	215.823	1
3.	8'23.243	2'32.808 (5)	42.619	25.772	54.387	30.030	217.426	1
4.	11'01.957	2'38.714 (9)	42.363	25.826	54.061	36.464	216.355	1
5.	14'41.183	3'39.226 (12)	1'41.846	27.017	54.142	36.221	215.823	1
6.	18'38.002	3'56.819 (14)	2'01.469	27.123	58.098	30.129	206.197	2
7.	21'10.709	2'32.707 (4)	42.502	26.580	54.667	28.958	214.768	2
8.	23'44.163	2'33.454 (7)	42.380	26.668	55.626	28.780	217.426	2
9.	26'26.805	2'42.642 (11)	42.854	26.670	55.427	37.691	213.723	2
10.	30'53.626	4'26.821 (15)	2'39.570	25.788	53.570	27.893	216.355	3
11.	33'22.544	2'28.918 (2)	41.279	25.628	53.763	28.248	215.294	3
12.	35'50.635	B 2'28.091 (1)	41.372	25.516	53.686	27.517	217.965	3
13.	38'27.173	2'36.538 (8)	42.112	25.399	53.637	35.390	216.889	3
14.	42'11.238	3'44.065 (13)	1'55.258	25.915	54.654	28.238	216.355	4
15.	44'40.680	2'29.442 (3)	41.792	25.653	53.803	28.194	215.294	4
16.	47'20.397	2'39.717 (10)	42.149	25.733	53.941	37.894	218.507	4



ENEOS スーパー耐久シリーズ 2023 Powered by Hankook



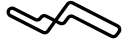
第1戦 SUZUKA S耐 5時間レース

2023 3.18 Sat. 19 Sun.

ENEOS スーパー耐久シリーズ 2023 Powered by Hankook 第1戦

スーパー耐久 5時間耐久レース フリー走行

2023 / 3 / 19 :



SUZUKA CIRCUIT

個別ラップ表

Weather :Rain

Track :Wet

Full Course 4-Wheels(5,807m)

No	16 (Driver1)	Best Time	2'30.649	138.768 km/h
Name	鈴木 宏和	Total Time	22'17.440	6 Laps
Team	岡部自動車Z34	Average Lap Time	3'02.918	
Type	NISSAN フェアレディZ	Today's Rank	43 / 124	
		Today's Top Time	2'12.629	157.622 km/h
No	16 (Driver2)	Best Time	2'30.959	138.483 km/h
Name	田中 徹	Total Time	39'46.702	12 Laps
Team	岡部自動車Z34	Average Lap Time	3'11.884	
Type	NISSAN フェアレディZ	Today's Rank	44 / 124	
		Today's Top Time	2'12.629	157.622 km/h
No	16 (Driver3)	Best Time	2'40.881	129.942 km/h
Name	田中 哲也	Total Time	8'40.160	3 Laps
Team	岡部自動車Z34	Average Lap Time	2'45.423	
Type	NISSAN フェアレディZ	Today's Rank	75 / 124	
		Today's Top Time	2'12.629	157.622 km/h
No	16 (Driver4)	Best Time		km/h
Name	小松 一臣	Total Time		Laps
Team	岡部自動車Z34	Average Lap Time		
Type	NISSAN フェアレディZ	Today's Rank		
		Today's Top Time	2'12.629	157.622 km/h

Lap	Passing Time	Lap Time	Sec1	Sec2	Sec3	Sec4	km/h	Driver No
				30.528	59.564	31.090	208.152	3
1.	3'09.313							
2.	5'50.194	2'40.881 (12)	46.133	28.117	56.858	29.773	215.823	3
3.	8'40.160	2'49.966 (15)	45.054	28.658	57.391	38.863	205.714	3
		Pit						
4.	15'43.007	7'02.847 (19)	5'06.431	27.821	58.827	29.768	212.688	1
5.	18'29.272	2'46.265 (14)	45.768	27.749	56.614	36.134	213.204	1
		Pit						
6.	23'21.799	4'52.527 (18)	3'01.560	26.526	54.940	29.501	213.723	1
7.	25'52.805	2'31.006 (3)	42.626	26.190	53.931	28.259	217.426	1
8.	28'23.454	B 2'30.649 (1)	41.738	25.450	54.145	29.316	216.355	1
9.	30'57.600	2'34.146 (11)	41.598	25.671	53.353	33.524	214.244	1
		Pit						
10.	35'33.571	4'35.971 (17)	2'43.439	27.373	55.178	29.981	215.294	2
11.	38'06.765	2'33.194 (7)	42.525	26.531	54.601	29.537	215.823	2
12.	40'38.051	2'31.286 (4)	42.218	26.362	54.186	28.520	216.355	2
13.	43'11.778	2'33.727 (9)	43.139	27.093	54.743	28.752	215.823	2
14.	45'43.649	2'31.871 (6)	42.286	26.384	54.460	28.741	215.294	2
15.	48'41.837	2'58.188 (16)	42.372	26.247	1'00.393	49.176	170.563	2
		Pit						
16.	57'53.297	9'11.460 (20)	7'19.847	27.621	55.425	28.567	215.294	2
17.	1:00'26.689	2'33.392 (8)	42.429	27.119	55.076	28.768	214.768	2
18.	1:02'58.204	2'31.515 (5)	42.130	26.604	54.269	28.512	214.244	2
19.	1:05'29.163	2'30.959 (2)	41.977	26.461	54.099	28.422	215.823	2
20.	1:08'03.195	2'34.032 (10)	43.655	26.837	54.462	29.078	214.768	2
--		2'41.107 (13)	42.767	26.433	54.543	37.364	214.768	2



ENEOS スーパー耐久シリーズ 2023 Powered by Hankook

第1戦 SUZUKA S耐 5時間レース

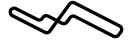


2023
3.18 Sat. 19 Sun.

ENEOS スーパー耐久シリーズ 2023 Powered by Hankook 第1戦

スーパー耐久 5時間耐久レース フリー走行

2023 / 3 / 19 :



SUZUKA CIRCUIT

個別ラップ表

Weather :Rain

Track :Wet

Full Course 4-Wheels(5,807m)

No	25 (Driver1)	Best Time	2'32.831	136.786 km/h
Name	西村 元希	Total Time	27'47.431	9 Laps
Team	raffinee 日産メカニックチャレンジ Z	Average Lap Time	2'36.240	
Type	NISSAN フェアレディZ	Today's Rank	49 / 124	
		Today's Top Time	2'12.629	157.622 km/h
No	25 (Driver2)	Best Time	2'28.384	140.886 km/h
Name	松田 次生	Total Time	19'14.705	7 Laps
Team	raffinee 日産メカニックチャレンジ Z	Average Lap Time	2'40.411	
Type	NISSAN フェアレディZ	Today's Rank	34 / 124	
		Today's Top Time	2'12.629	157.622 km/h
No	25 (Driver3)	Best Time	2'32.893	136.731 km/h
Name	佐藤 公哉	Total Time	21'18.697	5 Laps
Team	raffinee 日産メカニックチャレンジ Z	Average Lap Time	2'33.354	
Type	NISSAN フェアレディZ	Today's Rank	50 / 124	
		Today's Top Time	2'12.629	157.622 km/h
No	25 (Driver4)	Best Time		km/h
Name	藤原 大輝	Total Time		Laps
Team	raffinee 日産メカニックチャレンジ Z	Average Lap Time		
Type	NISSAN フェアレディZ	Today's Rank		
		Today's Top Time	2'12.629	157.622 km/h

Lap	Passing Time	Lap Time	Sec1	Sec2	Sec3	Sec4	km/h	Driver No
				28.988	55.753	28.743	213.723	2
1.	3'12.234							
2.	5'44.175	2'31.941 (4)	42.740	26.165	53.947	29.089	214.768	2
3.	8'13.907	2'29.732 (2)	42.025	25.906	53.668	28.133	215.294	2
4.	10'43.839	2'29.932 (3)	42.025	25.773	54.191	27.943	214.768	2
5.	14'11.060	3'27.221 (18)	1'28.243	37.343	53.757	27.878	215.823	2
6.	16'39.444	B 2'28.384 (1)	41.437	25.500	53.769	27.678	215.294	2
7.	19'14.705	2'35.261 (16)	41.972	25.922	54.538	32.829	213.723	2
8.	26'12.210	6'57.505 (19)	5'02.634	27.678	57.004	30.189	215.823	1
9.	28'47.329	2'35.119 (15)	43.649	26.859	55.052	29.559	216.355	1
10.	31'22.029	2'34.700 (13)	42.871	26.406	55.872	29.551	213.723	1
11.	33'56.991	2'34.962 (14)	43.298	27.184	55.397	29.083	214.768	1
12.	36'30.600	2'33.609 (10)	42.849	26.657	55.065	29.038	213.723	1
13.	39'03.843	2'33.243 (9)	42.862	26.510	55.024	28.847	213.204	1
14.	41'36.674	2'32.831 (5)	42.569	26.213	55.208	28.841	213.204	1
15.	44'10.874	2'34.200 (11)	43.058	26.676	55.228	29.238	213.723	1
16.	47'02.136	2'51.262 (17)	43.272	28.283	59.431	40.276	210.647	1
17.	58'07.415	11'05.279 (20)	9'11.775	27.992	56.100	29.412	212.688	3
18.	1:00'41.926	2'34.511 (12)	42.500	26.782	55.958	29.271	213.204	3
19.	1:03'14.819	2'32.893 (6)	42.463	26.419	55.120	28.891	212.174	3
20.	1:05'47.752	2'32.933 (7)	42.269	26.534	55.287	28.843	211.663	3
--	2'33.081 (8)	42.486	26.541	55.231	28.823	212.174	3



ENEOS スーパー耐久シリーズ 2023 Powered by Hankook

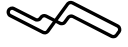
第1戦 SUZUKA S耐 5時間レース



ENEOS スーパー耐久シリーズ 2023 Powered by Hankook 第1戦

スーパー耐久 5時間耐久レース フリー走行

2023 / 3 / 19 :



SUZUKA CIRCUIT

個別ラップ表

Weather :Rain

Track :Wet

Full Course 4-Wheels(5,807m)

No	39 (Driver1)	Best Time	km/h
Name	真田 拓海	Total Time	Laps
Team	エアバスター WINMAX RC350 TWS	Average Lap Time	
Type	LEXUS RC350	Today's Rank	
		Today's Top Time	2'12.629 157.622 km/h
No	39 (Driver2)	Best Time	134.256 km/h
Name	伊藤 鷹志	Total Time	24'42.235 8 Laps
Team	エアバスター WINMAX RC350 TWS	Average Lap Time	3'01.548
Type	LEXUS RC350	Today's Rank	60 / 124
		Today's Top Time	2'12.629 157.622 km/h
No	39 (Driver3)	Best Time	km/h
Name	岡田 衛	Total Time	Laps
Team	エアバスター WINMAX RC350 TWS	Average Lap Time	
Type	LEXUS RC350	Today's Rank	
		Today's Top Time	2'12.629 157.622 km/h

Lap	Passing Time	Lap Time	Sec1	Sec2	Sec3	Sec4	km/h	Driver No
				27.644	56.660	31.610	214.768	2
1.	3'31.397							
2.	6'15.613	Pit	2'44.216 (5)	45.340	27.392	35.757	215.294	2
3.	10'40.762		4'25.149 (7)	2'32.694	27.039	29.994	215.823	2
4.	14'12.338		3'31.576 (6)	1'24.354	41.523	29.908	215.294	2
5.	16'49.634		2'37.296 (3)	44.069	28.152	29.656	216.355	2
6.	19'26.142		2'36.508 (2)	43.608	27.153	29.703	215.294	2
7.	22'01.854		B 2'35.712 (1)	43.558	26.904	29.768	215.823	2
8.	24'42.235	Pit	2'40.381 (4)	43.685	26.847	34.335	215.823	2



ENEOS スーパー耐久シリーズ 2023 Powered by Hankook

第1戦 SUZUKA S耐 5時間レース



ENEOS スーパー耐久シリーズ 2023 Powered by Hankook 第1戦

スーパー耐久 5時間耐久レース フリー走行

2023 / 3 / 19 :



個別ラップ表

Weather :Rain
Track :Wet

Full Course 4-Wheels(5,807m)

No	3 (Driver1)	Best Time	2'34.029	135.722 km/h
Name	坂 裕之	Total Time	20'59.695	7 Laps
Team	ENDLESS GR86	Average Lap Time	2'41.092	
Type	TOYOTA GR86	Today's Rank	55 / 124	
		Today's Top Time	2'12.629	157.622 km/h
No	3 (Driver2)	Best Time	2'31.781	137.733 km/h
Name	小河 諒	Total Time	27'39.707	9 Laps
Team	ENDLESS GR86	Average Lap Time	2'57.938	
Type	TOYOTA GR86	Today's Rank	45 / 124	
		Today's Top Time	2'12.629	157.622 km/h
No	3 (Driver3)	Best Time	2'33.766	135.955 km/h
Name	菅波 冬悟	Total Time	20'20.151	5 Laps
Team	ENDLESS GR86	Average Lap Time	2'36.144	
Type	TOYOTA GR86	Today's Rank	53 / 124	
		Today's Top Time	2'12.629	157.622 km/h

Lap	Passing Time	Lap Time	Sec1	Sec2	Sec3	Sec4	km/h	Driver No
				30.799	1'00.887	30.462	187.292	2
1.	3'56.202							
2.	6'32.719	2'36.517 (9)	44.953	26.177	55.985	29.402	201.007	2
3.	9'10.330	2'37.611 (11)	43.649	27.326	57.277	29.359	199.636	2
4.	12'50.919	3'40.589 (17)	42.665	26.089	1'40.497	51.338	48.692	2
5.	15'23.236	2'32.317 (2)	42.076	25.782	55.763	28.696	202.396	2
6.	18'03.929	2'40.693 (14)	44.051	26.148	55.630	34.864	201.931	2
		Pit						
7.	22'29.889	4'25.960 (18)	2'33.834	26.458	56.933	28.735	200.091	2
8.	25'01.670	B 2'31.781 (1)	41.877	25.913	55.456	28.535	201.931	2
9.	27'39.707	2'38.037 (13)	41.978	26.225	56.283	33.551	200.091	2
		Pit						
10.	32'32.848	4'53.141 (19)	2'55.780	29.138	57.548	30.675	194.767	1
11.	35'10.623	2'37.775 (12)	45.088	26.737	56.995	28.955	201.007	1
12.	37'44.682	2'34.059 (7)	42.563	26.174	56.001	29.321	202.396	1
13.	40'18.878	2'34.196 (8)	42.698	26.302	56.129	29.067	201.468	1
14.	42'56.035	2'37.157 (10)	43.633	27.039	57.148	29.337	201.007	1
15.	45'30.064	2'34.029 (5)	42.588	26.322	56.316	28.803	200.548	1
16.	48'39.402	3'09.338 (16)	43.222	26.755	1'07.872	51.489	136.822	1
		Pit						
17.	58'34.977	9'55.575 (20)	8'01.696	27.481	57.040	29.358	199.636	3
18.	1:01'08.911	2'33.934 (4)	42.720	26.491	55.972	28.751	202.396	3
19.	1:03'42.941	2'34.030 (6)	42.455	26.599	56.125	28.851	201.931	3
20.	1:06'16.707	2'33.766 (3)	42.499	26.383	56.160	28.724	201.931	3
21.	1:08'59.553	2'42.846 (15)	43.221	28.106	56.881	34.638	201.007	3
		Pit						



ENEOS スーパー耐久シリーズ 2023 Powered by Hankook

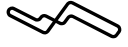
第1戦 SUZUKA S耐 5時間レース



ENEOS スーパー耐久シリーズ 2023 Powered by Hankook 第1戦

スーパー耐久 5時間耐久レース フリー走行

2023 / 3 / 19 :



SUZUKA CIRCUIT

個別ラップ表

Weather :Rain

Track :Wet

Full Course 4-Wheels(5,807m)

No	18 (Driver1)	Best Time	2'49.863	123.071 km/h
Name	浅野 武夫	Total Time	17'33.633	5 Laps
Team	Weds Sport GR86	Average Lap Time	3'29.190	
Type	TOYOTA GR86	Today's Rank	102 / 124	
		Today's Top Time	2'12.629	157.622 km/h

No	18 (Driver2)	Best Time	2'34.875	134.981 km/h
Name	伊藤 慎之典	Total Time	21'26.438	7 Laps
Team	Weds Sport GR86	Average Lap Time	2'38.485	
Type	TOYOTA GR86	Today's Rank	58 / 124	
		Today's Top Time	2'12.629	157.622 km/h

No	18 (Driver3)	Best Time		km/h
Name	澤井 良太郎	Total Time		Laps
Team	Weds Sport GR86	Average Lap Time		
Type	TOYOTA GR86	Today's Rank		
		Today's Top Time	2'12.629	157.622 km/h

Lap	Passing Time	Lap Time	Sec1	Sec2	Sec3	Sec4	km/h	Driver No
				30.662	1'04.316	33.591	163.881	1
1.	3'36.871							
2.	6'26.734	2'49.863 (7)	46.598	29.836	1'01.629	31.800	178.537	1
3.	9'21.447 Pit	2'54.713 (9)	46.795	27.832	1'00.395	39.691	180.000	1
4.	14'42.346	5'20.899 (10)	3'19.023	30.040	1'01.004	30.832	178.174	1
5.	17'33.633 Pit	2'51.287 (8)	44.761	28.439	1'00.620	37.467	178.174	1
6.	23'09.158	5'35.525 (11)	3'32.072	29.904	1'01.408	32.141	194.336	2
7.	25'49.929	2'40.771 (5)	44.773	28.032	58.056	29.910	194.336	2
8.	28'30.387	2'40.458 (4)	44.533	28.467	57.398	30.060	193.907	2
9.	31'08.577	2'38.190 (3)	43.152	27.205	58.440	29.393	195.635	2
10.	33'43.452	B 2'34.875 (1)	42.651	26.502	56.817	28.905	197.393	2
11.	36'18.966	2'35.514 (2)	42.781	26.941	56.828	28.964	197.393	2
12.	39'00.071 Pit	2'41.105 (6)	43.288	26.649	57.251	33.917	193.907	2



ENEOS スーパー耐久シリーズ 2023 Powered by Hankook

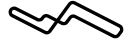
第1戦 SUZUKA S耐 5時間レース



ENEOS スーパー耐久シリーズ 2023 Powered by Hankook 第1戦

スーパー耐久 5時間耐久レース フリー走行

2023 / 3 / 19 :



SUZUKA CIRCUIT

個別ラップ表

Weather :Rain

Track :Wet

Full Course 4-Wheels(5,807m)

No	41 (Driver1)	Best Time	2'39.325	131.211 km/h
Name	石井 宏尚	Total Time	9'46.525	3 Laps
Team	エアバスター WINMAX GR86 EXEDY	Average Lap Time	2'42.132	
Type	TOYOTA GR86	Today's Rank	69 / 124	
		Today's Top Time	2'12.629	157.622 km/h

No	41 (Driver2)	Best Time	2'32.492	137.090 km/h
Name	富林 勇佑	Total Time	14'54.955	5 Laps
Team	エアバスター WINMAX GR86 EXEDY	Average Lap Time	2'50.734	
Type	TOYOTA GR86	Today's Rank	46 / 124	
		Today's Top Time	2'12.629	157.622 km/h

No	41 (Driver3)	Best Time	2'33.607	136.095 km/h
Name	水野 大	Total Time	19'55.499	7 Laps
Team	エアバスター WINMAX GR86 EXEDY	Average Lap Time	2'35.891	
Type	TOYOTA GR86	Today's Rank	52 / 124	
		Today's Top Time	2'12.629	157.622 km/h

Lap	Passing Time	Lap Time	Sec1	Sec2	Sec3	Sec4	km/h	Driver No
				27.584	57.822	29.999	195.635	2
1.	3'32.018							
2.	6'06.613	2'34.595 (4)	43.861	26.345	55.762	28.627	196.510	2
3.	8'39.105	B 2'32.492 (1)	42.418	25.987	55.726	28.361	196.510	2
4.	11'44.603	3'05.498 (11)	41.999	25.882	56.002	1'01.615	196.951	2
5.	14'54.955	3'10.352 (12)	1'15.219	25.794	56.203	33.136	197.838	2
6.	19'15.104	4'20.149 (13)	2'24.665	27.423	57.975	30.086	197.393	3
7.	21'49.402	2'34.298 (3)	43.233	26.250	56.326	28.489	199.184	3
8.	24'23.009	2'33.607 (2)	42.282	26.104	56.275	28.946	198.733	3
9.	26'58.411	2'35.402 (6)	42.701	27.010	56.152	29.539	198.284	3
10.	29'33.223	2'34.812 (5)	42.483	26.400	57.225	28.704	197.838	3
11.	32'09.075	2'35.852 (7)	42.674	26.388	57.565	29.225	199.184	3
12.	34'50.454	2'41.379 (9)	43.525	27.763	56.618	33.473	197.393	3
13.	39'12.715	4'22.261 (14)	2'25.161	27.988	58.289	30.823	183.000	1
14.	41'52.040	2'39.325 (8)	43.847	27.037	58.701	29.740	196.071	1
15.	44'36.979	2'44.939 (10)	43.576	26.850	57.872	36.641	189.719	1



ENEOS スーパー耐久シリーズ 2023 Powered by Hankook

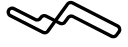
第1戦 SUZUKA S耐 5時間レース



ENEOS スーパー耐久シリーズ 2023 Powered by Hankook 第1戦

スーパー耐久 5時間耐久レース フリー走行

2023 / 3 / 19 :



SUZUKA CIRCUIT

個別ラップ表

Weather :Rain

Track :Wet

Full Course 4-Wheels(5,807m)

No	60 (Driver1)	Best Time	2'40.553	130.207 km/h
Name	塩谷 烈州	Total Time	24'22.582	8 Laps
Team	TEAM G/MOTION'GR86	Average Lap Time	2'51.722	
Type	TOYOTA GR86	Today's Rank	73 / 124	
		Today's Top Time	2'12.629	157.622 km/h

No	60 (Driver2)	Best Time	2'40.924	129.907 km/h
Name	山本 謙悟	Total Time	24'11.536	8 Laps
Team	TEAM G/MOTION'GR86	Average Lap Time	2'46.869	
Type	TOYOTA GR86	Today's Rank	76 / 124	
		Today's Top Time	2'12.629	157.622 km/h

No	60 (Driver3)	Best Time		km/h
Name	瀬戸 貴巨	Total Time		Laps
Team	TEAM G/MOTION'GR86	Average Lap Time		
Type	TOYOTA GR86	Today's Rank		
		Today's Top Time	2'12.629	157.622 km/h

Lap	Passing Time	Lap Time	Sec1	Sec2	Sec3	Sec4	km/h	Driver No
				29.913	1'01.246	33.016	190.130	1
1.	4'20.523							
		2'45.562 (10)	45.665	28.874	1'00.081	30.942	196.071	1
2.	7'06.085							
		2'42.415 (6)	45.142	27.841	58.449	30.983	197.838	1
3.	9'48.500							
		3'40.642 (14)	44.872	36.562	1'48.237	30.971	194.767	1
4.	13'29.142							
		2'40.701 (2)	44.588	27.441	57.625	31.047	200.091	1
5.	16'09.843							
		2'41.868 (5)	45.841	27.842	57.563	30.622	199.184	1
6.	18'51.711							
		B 2'40.553 (1)	44.432	27.887	58.350	29.884	199.184	1
7.	21'32.264							
		2'50.318 (12)	44.369	27.877	58.120	39.952	199.184	1
8.	24'22.582	Pit						
		4'43.448 (15)	2'42.609	28.870	1'00.177	31.792	194.767	2
9.	29'06.030							
		2'46.304 (11)	46.863	28.847	59.781	30.813	198.284	2
10.	31'52.334							
		2'41.836 (4)	44.872	27.626	58.759	30.579	197.838	2
11.	34'34.170							
		2'42.634 (7)	44.865	27.802	59.401	30.566	198.733	2
12.	37'16.804							
		2'43.385 (9)	44.663	28.201	59.028	31.493	196.071	2
13.	40'00.189							
		2'42.949 (8)	45.014	28.868	58.208	30.859	197.393	2
14.	42'43.138							
		2'40.924 (3)	45.148	27.588	57.960	30.228	197.838	2
15.	45'24.062							
		3'10.056 (13)	45.128	28.238	1'06.245	50.445	134.518	2
16.	48'34.118	Pit						



ENEOS スーパー耐久シリーズ 2023 Powered by Hankook

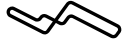


第1戦 SUZUKA S耐 5時間レース

ENEOS スーパー耐久シリーズ 2023 Powered by Hankook 第1戦

スーパー耐久 5時間耐久レース フリー走行

2023 / 3 / 19 :



SUZUKA CIRCUIT

個別ラップ表

Weather :Rain

Track :Wet

Full Course 4-Wheels(5,807m)

No	66 (Driver1)	Best Time	2'36.567	133.522 km/h
Name	真戸 幸星	Total Time	42'37.663	5 Laps
Team	odula TONE MOTUL ROADSTER RF	Average Lap Time	2'39.033	
Type	MAZDA ロードスターRF	Today's Rank	61 / 124	
		Today's Top Time	2'12.629	157.622 km/h
No	66 (Driver2)	Best Time	2'38.893	131.568 km/h
Name	猪股 京介	Total Time	23'52.632	5 Laps
Team	odula TONE MOTUL ROADSTER RF	Average Lap Time	4'35.017	
Type	MAZDA ロードスターRF	Today's Rank	68 / 124	
		Today's Top Time	2'12.629	157.622 km/h
No	66 (Driver3)	Best Time		km/h
Name	大野 尊久	Total Time		Laps
Team	odula TONE MOTUL ROADSTER RF	Average Lap Time		
Type	MAZDA ロードスターRF	Today's Rank		
		Today's Top Time	2'12.629	157.622 km/h
No	66 (Driver4)	Best Time		km/h
Name	阪口 良平	Total Time		Laps
Team	odula TONE MOTUL ROADSTER RF	Average Lap Time		
Type	MAZDA ロードスターRF	Today's Rank		
		Today's Top Time	2'12.629	157.622 km/h

Lap	Passing Time	Lap Time	Sec1	Sec2	Sec3	Sec4	km/h	Driver No
				28.955	57.982	30.073	194.336	1
1.	32'01.529							
		2'36.619 (2)	43.265	26.747	57.181	29.426	196.510	1
2.	34'38.148							
		B 2'36.567 (1)	42.842	26.562	57.793	29.370	194.336	1
3.	37'14.715							
		2'36.923 (3)	43.056	26.948	57.381	29.538	193.907	1
4.	39'51.638							
		2'46.025 (6)	43.580	26.917	57.747	37.781	194.767	1
5.	42'37.663	Pit						
		5'32.563 (8)	3'22.801	28.264	1'00.983	40.515	162.968	2
6.	48'10.226	Pit						
		10'14.632 (9)	8'14.928	28.573	58.508	32.623	190.957	2
7.	58'24.858							
		2'40.454 (5)	45.251	27.441	57.769	29.993	195.200	2
8.	1:01'05.312							
		2'38.893 (4)	43.971	27.513	57.457	29.952	193.907	2
9.	1:03'44.205							
		2'46.090 (7)	43.842	27.391	59.300	35.557	192.210	2
10.	1:06'30.295	Pit						



ENEOS スーパー耐久シリーズ 2023 Powered by Hankook

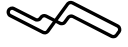
第1戦 SUZUKA S耐 5時間レース



ENEOS スーパー耐久シリーズ 2023 Powered by Hankook 第1戦

スーパー耐久 5時間耐久レース フリー走行

2023 / 3 / 19 :



SUZUKA CIRCUIT

個別ラップ表

Weather :Rain
Track :Wet

Full Course 4-Wheels(5,807m)

No	86 (Driver1)	Best Time	2'37.399	132.817 km/h
Name	矢吹 久	Total Time	29'33.238	10 Laps
Team	TOM'S SPIRIT GR86	Average Lap Time	2'41.991	
Type	TOYOTA GR86	Today's Rank	64 / 124	
		Today's Top Time	2'12.629	157.622 km/h

No	86 (Driver2)	Best Time	2'30.283	139.106 km/h
Name	松井 孝允	Total Time	39'08.709	11 Laps
Team	TOM'S SPIRIT GR86	Average Lap Time	3'31.462	
Type	TOYOTA GR86	Today's Rank	42 / 124	
		Today's Top Time	2'12.629	157.622 km/h

No	86 (Driver3)	Best Time		km/h
Name	河野 駿佑	Total Time		Laps
Team	TOM'S SPIRIT GR86	Average Lap Time		
Type	TOYOTA GR86	Today's Rank		
		Today's Top Time	2'12.629	157.622 km/h

No	86 (Driver4)	Best Time		km/h
Name	坪井 翔	Total Time		Laps
Team	TOM'S SPIRIT GR86	Average Lap Time		
Type	TOYOTA GR86	Today's Rank		
		Today's Top Time	2'12.629	157.622 km/h

Lap	Passing Time	Lap Time	Sec1	Sec2	Sec3	Sec4	km/h	Driver No
				27.801	56.598	28.842	202.396	2
1.	3'54.088							
		2'33.792 (4)	42.796	26.401	56.056	28.539	204.755	2
2.	6'27.880							
		2'34.094 (6)	42.615	27.376	55.531	28.572	202.864	2
3.	9'01.974							
		3'47.971 (18)	42.431	27.228	1'46.032	52.280	48.991	2
4.	12'49.945							
		B 2'30.283 (1)	41.753	25.479	54.569	28.482	204.755	2
5.	15'20.228							
		2'36.493 (7)	41.989	25.732	55.491	33.281	200.548	2
6.	17'56.721	Pit						
		5'15.319 (19)	3'15.637	29.780	58.948	30.954	198.284	1
7.	23'12.040							
		2'44.648 (16)	45.960	28.959	58.745	30.984	200.091	1
8.	25'56.688							
		2'43.270 (15)	45.668	28.208	59.157	30.237	199.636	1
9.	28'39.958							
		2'40.175 (13)	44.643	27.433	58.587	29.512	200.091	1
10.	31'20.133							
		2'40.101 (12)	44.799	28.706	57.121	29.475	201.007	1
11.	34'00.234							
		2'37.399 (8)	44.326	27.119	56.899	29.055	201.931	1
12.	36'37.633							
		2'42.322 (14)	43.945	28.228	1'00.082	30.067	201.931	1
13.	39'19.955							
		2'38.450 (11)	43.787	27.589	56.983	30.091	201.007	1
14.	41'58.405							
		2'37.945 (9)	44.017	28.392	56.568	28.968	201.007	1
15.	44'36.350							
		2'53.609 (17)	44.432	27.130	58.141	43.906	202.396	1
16.	47'29.959	Pit						
		10'53.609 (20)	9'01.279	26.649	55.534	30.147	204.755	2
17.	58'23.568							
		2'34.037 (5)	42.816	26.712	55.465	29.044	202.864	2
18.	1:00'57.605							
		2'32.705 (2)	42.361	26.395	55.514	28.435	201.931	2
19.	1:03'30.310							
		2'33.472 (3)	42.557	26.478	55.865	28.572	201.007	2
20.	1:06'03.782							
		2'38.165 (10)	42.848	26.426	56.170	32.721	201.468	2



ENEOS スーパー耐久シリーズ 2023 Powered by Hankook

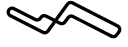
第1戦 SUZUKA S耐 5時間レース



ENEOS スーパー耐久シリーズ 2023 Powered by Hankook 第1戦

スーパー耐久 5時間耐久レース フリー走行

2023 / 3 / 19 :



SUZUKA CIRCUIT

個別ラップ表

Weather :Rain

Track :Wet

Full Course 4-Wheels(5,807m)

No	216 (Driver1)	Best Time		km/h
Name	ISHIKEN	Total Time	3'34.794	1 Laps
Team	HMRスポーツカー専門店86	Average Lap Time		
Type	TOYOTA 86	Today's Rank		
		Today's Top Time	2'12.629	157.622 km/h
No	216 (Driver2)	Best Time		km/h
Name	川原 悠生	Total Time		Laps
Team	HMRスポーツカー専門店86	Average Lap Time		
Type	TOYOTA 86	Today's Rank		
		Today's Top Time	2'12.629	157.622 km/h
No	216 (Driver3)	Best Time		km/h
Name	妹尾 智充	Total Time		Laps
Team	HMRスポーツカー専門店86	Average Lap Time		
Type	TOYOTA 86	Today's Rank		
		Today's Top Time	2'12.629	157.622 km/h
No	216 (Driver4)	Best Time	2'43.413	127.929 km/h
Name	奈良 敬志	Total Time	12'00.782	3 Laps
Team	HMRスポーツカー専門店86	Average Lap Time	3'17.051	
Type	TOYOTA 86	Today's Rank	84 / 124	
		Today's Top Time	2'12.629	157.622 km/h

Lap	Passing Time	Lap Time	Sec1	Sec2	Sec3	Sec4	km/h	Driver No
				32.846	1'10.950	40.860	162.366	1
1.	3'34.794 Pit	5'26.679 (3)	3'29.956	27.406	57.899	31.418	183.382	4
2.	9'01.473	3'50.690 (2)	46.350	27.138	1'35.006	1'02.196	45.822	4
3.	12'52.163	B 2'43.413 (1)	44.056	26.401	57.368	35.588	194.767	4
4.	15'35.576 Pit							



ENEOS スーパー耐久シリーズ 2023 Powered by Hankook

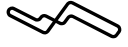
第1戦 SUZUKA S耐 5時間レース



ENEOS スーパー耐久シリーズ 2023 Powered by Hankook 第1戦

スーパー耐久 5時間耐久レース フリー走行

2023 / 3 / 19 :



SUZUKA CIRCUIT

個別ラップ表

Weather :Rain

Track :Wet

Full Course 4-Wheels(5,807m)

No	884 (Driver1)	Best Time	2'34.973	134.896 km/h
Name	影山 正彦	Total Time	40'56.519	10 Laps
Team	シェイドレーシング GR86	Average Lap Time	3'47.160	
Type	TOYOTA GR86	Today's Rank	59 / 124	
		Today's Top Time	2'12.629	157.622 km/h
No	884 (Driver2)	Best Time	2'34.230	135.546 km/h
Name	国本 雄資	Total Time	28'33.052	8 Laps
Team	シェイドレーシング GR86	Average Lap Time	3'31.544	
Type	TOYOTA GR86	Today's Rank	57 / 124	
		Today's Top Time	2'12.629	157.622 km/h
No	884 (Driver3)	Best Time		km/h
Name	山田 真之亮	Total Time		Laps
Team	シェイドレーシング GR86	Average Lap Time		
Type	TOYOTA GR86	Today's Rank		
		Today's Top Time	2'12.629	157.622 km/h
No	884 (Driver4)	Best Time		km/h
Name	鶴田 哲平	Total Time		Laps
Team	シェイドレーシング GR86	Average Lap Time		
Type	TOYOTA GR86	Today's Rank		
		Today's Top Time	2'12.629	157.622 km/h

Lap	Passing Time	Lap Time	Sec1	Sec2	Sec3	Sec4	km/h	Driver No
				30.727	58.101	31.129	199.636	2
1.	3'52.242							
2.	6'28.950	2'36.708 (5)	43.854	26.757	56.532	29.565	187.692	2
3.	9'03.180	B 2'34.230 (1)	43.083	27.146	55.563	28.438	203.333	2
4.	12'44.538	3'41.358 (12)	42.344	26.464	1'31.250	1'01.300	46.501	2
5.	15'26.377	2'41.839 (7)	47.951	27.166	55.791	30.931	201.931	2
6.	18'05.560	2'39.183 (6)	42.293	25.875	55.765	35.250	202.864	2
7.	25'50.016	Pit						
8.	28'33.052	7'44.456 (16)	5'52.356	27.163	56.068	28.869	201.007	2
9.	35'25.123	2'43.036 (9)	42.154	26.199	55.972	38.711	201.007	2
10.	38'00.096	6'52.071 (15)	4'57.530	27.607	57.151	29.783	198.284	1
11.	40'35.431	2'34.973 (2)	43.287	26.548	56.286	28.852	199.636	1
12.	43'11.340	2'35.335 (3)	42.952	27.086	56.020	29.277	202.396	1
13.	45'53.516	2'35.909 (4)	43.264	27.354	56.378	28.913	199.636	1
14.	49'14.734	2'42.176 (8)	43.531	27.233	57.538	33.874	196.951	1
15.	58'20.923	Pit						
16.	1:02'35.918	3'21.218 (11)	1'07.892	27.526	1'02.343	43.457	162.968	1
17.	1:06'44.842	9'06.189 (17)	7'08.600	27.137	56.470	33.982	199.636	1
18.	1:09'29.571	4'14.995 (14)	2'17.663	26.403	56.367	34.562	199.636	1
		4'08.924 (13)	2'16.489	26.686	56.262	29.487	199.636	1
		2'44.729 (10)	45.783	33.303	56.856	28.787	200.548	1



ENEOS スーパー耐久シリーズ 2023 Powered by Hankook

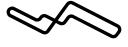
第1戦 SUZUKA S耐 5時間レース



ENEOS スーパー耐久シリーズ 2023 Powered by Hankook 第1戦

スーパー耐久 5時間耐久レース フリー走行

2023 / 3 / 19 :



SUZUKA CIRCUIT

個別ラップ表

Weather :Rain

Track :Wet

Full Course 4-Wheels(5,807m)

No	4 (Driver1)	Best Time	2'47.433	124.857 km/h
Name	太田 侑弥	Total Time	26'16.597	6 Laps
Team	THE BRIDE FIT	Average Lap Time	3'56.800	
Type	HONDA FIT	Today's Rank	94 / 124	
		Today's Top Time	2'12.629	157.622 km/h
No	4 (Driver2)	Best Time	2'47.932	124.486 km/h
Name	岡田 拓二	Total Time	27'09.155	7 Laps
Team	THE BRIDE FIT	Average Lap Time	3'51.867	
Type	HONDA FIT	Today's Rank	95 / 124	
		Today's Top Time	2'12.629	157.622 km/h
No	4 (Driver3)	Best Time	2'52.209	121.394 km/h
Name	新井 薫	Total Time	13'56.412	4 Laps
Team	THE BRIDE FIT	Average Lap Time	3'13.813	
Type	HONDA FIT	Today's Rank	104 / 124	
		Today's Top Time	2'12.629	157.622 km/h
No	4 (Driver4)	Best Time		km/h
Name	伊藤 俊哉	Total Time		Laps
Team	THE BRIDE FIT	Average Lap Time		
Type	HONDA FIT	Today's Rank		
		Today's Top Time	2'12.629	157.622 km/h

Lap	Passing Time	Lap Time	Sec1	Sec2	Sec3	Sec4	km/h	Driver No
				31.233	1'03.754	33.738	176.386	3
1.	4'14.973							
		2'57.636 (7)	49.599	29.953	1'03.882	34.202	163.881	3
2.	7'12.609							
		2'52.209 (6)	47.877	29.133	1'01.857	33.342	178.537	3
3.	10'04.818							
		3'51.594 (12)	47.504	1'02.924	1'22.141	39.025	177.455	3
4.	13'56.412	Pit						
		6'32.595 (14)	4'28.800	29.111	1'02.234	32.450	177.455	1
5.	20'29.007							
		2'47.707 (2)	46.706	28.645	1'00.737	31.619	179.632	1
6.	23'16.714							
		B 2'47.433 (1)	46.319	28.995	1'00.169	31.950	180.000	1
7.	26'04.147							
		3'07.055 (10)	50.400	32.567	1'05.649	38.439	178.537	1
8.	29'11.202	Pit						
		7'55.288 (15)	5'51.892	29.433	1'01.463	32.500	175.680	1
9.	37'06.490							
		3'06.519 (9)	46.782	29.585	1'08.051	42.101	151.188	1
10.	40'13.009	Pit						
		3'57.953 (13)	1'56.236	28.523	1'01.359	31.835	176.740	2
11.	44'10.962							
		2'48.568 (5)	47.600	28.712	1'00.835	31.421	178.900	2
12.	46'59.530							
		3'25.319 (11)	57.183	33.536	1'10.545	44.055	144.474	2
13.	50'24.849	Pit						
		8'20.983 (16)	6'13.972	29.394	1'06.033	31.584	178.900	2
14.	58'45.832							
		2'47.932 (3)	47.242	28.275	1'00.851	31.564	178.174	2
15.	1:01'33.764							
		2'48.067 (4)	46.622	28.334	1'01.516	31.595	176.032	2
16.	1:04'21.831							
		3'00.333 (8)	47.053	28.741	1'03.607	40.932	154.921	2
17.	1:07'22.164	Pit						



ENEOS スーパー耐久シリーズ 2023 Powered by Hankook



第1戦 SUZUKA S耐 5時間レース

2023
3.18 Sat. 19 Sun.

ENEOS スーパー耐久シリーズ 2023 Powered by Hankook 第1戦

スーパー耐久 5時間耐久レース フリー走行

2023 / 3 / 19 :



SUZUKA CIRCUIT

個別ラップ表

Weather : Rain
Track : Wet

Full Course 4-Wheels(5,807m)

No	17 (Driver1)	Best Time	2'43.298	128.019 km/h
Name	西澤 嗣哲	Total Time	23'45.414	8 Laps
Team	DIXCELアラゴスタNOPROデミオ	Average Lap Time	2'46.316	
Type	MAZDA デミオ ディーゼル	Today's Rank	83 / 124	
		Today's Top Time	2'12.629	157.622 km/h
No	17 (Driver2)	Best Time		km/h
Name	大谷 飛雄	Total Time		Laps
Team	DIXCELアラゴスタNOPROデミオ	Average Lap Time		
Type	MAZDA デミオ ディーゼル	Today's Rank		
		Today's Top Time	2'12.629	157.622 km/h
No	17 (Driver3)	Best Time	2'44.157	127.349 km/h
Name	小西 岬	Total Time	18'34.427	6 Laps
Team	DIXCELアラゴスタNOPROデミオ	Average Lap Time	2'58.832	
Type	MAZDA デミオ ディーゼル	Today's Rank	87 / 124	
		Today's Top Time	2'12.629	157.622 km/h
No	17 (Driver4)	Best Time		km/h
Name	野上 敏彦	Total Time		Laps
Team	DIXCELアラゴスタNOPROデミオ	Average Lap Time		
Type	MAZDA デミオ ディーゼル	Today's Rank		
		Today's Top Time	2'12.629	157.622 km/h

Lap	Passing Time	Lap Time	Sec1	Sec2	Sec3	Sec4	km/h	Driver No
				29.507	1'04.241	33.873	172.913	3
1.	3'40.263							
2.	6'30.733	2'50.470 (10)	47.812	28.561	1'00.311	33.786	174.286	3
3.	9'15.083	2'44.350 (4)	46.688	27.791	58.966	30.905	184.926	3
4.	13'03.624	3'48.541 (12)	45.544	27.483	2'02.545	32.969	114.375	3
5.	15'47.781	2'44.157 (3)	45.717	27.483	59.080	31.877	184.151	3
6.	18'34.427	2'46.646 (8)	44.621	27.298	59.034	35.693	181.113	3
		Pit						
7.	22'55.625	4'21.198 (13)	2'18.820	29.960	1'01.510	30.908	179.265	1
8.	25'40.527	2'44.902 (5)	45.109	27.809	1'00.358	31.626	168.276	1
9.	28'26.029	2'45.502 (6)	45.352	28.400	1'00.077	31.673	150.669	1
10.	31'12.547	2'46.518 (7)	45.886	28.024	1'01.758	30.850	180.370	1
11.	33'56.378	2'43.831 (2)	45.446	28.381	59.807	30.197	181.488	1
12.	36'39.676	B 2'43.298 (1)	45.267	27.781	59.900	30.350	180.000	1
13.	39'27.499	2'47.823 (9)	47.264	29.337	1'00.395	30.827	180.000	1
14.	42'19.841	2'52.342 (11)	46.479	29.307	1'00.316	36.240	178.537	1
		Pit						



ENEOS スーパー耐久シリーズ 2023 Powered by Hankook

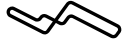


第1戦 SUZUKA S耐 5時間レース

ENEOS スーパー耐久シリーズ 2023 Powered by Hankook 第1戦

スーパー耐久 5時間耐久レース フリー走行

2023 / 3 / 19 :



SUZUKA CIRCUIT

個別ラップ表

Weather :Rain

Track :Wet

Full Course 4-Wheels(5,807m)

No	37 (Driver1)	Best Time	2'50.192	122.833 km/h
Name	加藤 芳皓	Total Time	12'55.768	4 Laps
Team	DIXCELワコーズNOPROデミオ	Average Lap Time	2'52.456	
Type	MAZDA デミオ	Today's Rank	103 / 124	
		Today's Top Time	2'12.629	157.622 km/h
No	37 (Driver2)	Best Time		km/h
Name	野上 達也	Total Time		Laps
Team	DIXCELワコーズNOPROデミオ	Average Lap Time		
Type	MAZDA デミオ	Today's Rank		
		Today's Top Time	2'12.629	157.622 km/h
No	37 (Driver3)	Best Time	2'49.754	123.150 km/h
Name	川名 賢	Total Time	19'40.575	6 Laps
Team	DIXCELワコーズNOPROデミオ	Average Lap Time	3'03.715	
Type	MAZDA デミオ	Today's Rank	101 / 124	
		Today's Top Time	2'12.629	157.622 km/h

Lap	Passing Time	Lap Time	Sec1	Sec2	Sec3	Sec4	km/h	Driver No
				30.637	1'04.547	35.054	165.736	3
1.	4'21.997							
2.	7'14.669	2'52.672 (5)	47.678	29.956	1'02.865	32.173	166.679	3
3.	10'05.490	2'50.821 (3)	47.330	28.845	1'02.536	32.110	168.923	3
4.	13'52.188	3'46.698 (8)	49.126	1'08.139	1'17.405	32.028	168.923	3
5.	16'41.942	B 2'49.754 (1)	47.179	28.279	1'02.637	31.659	167.314	3
6.	19'40.575	2'58.633 (7)	49.877	29.380	1'03.324	36.052	167.634	3
		4'18.400 (9)	2'12.403	30.468	1'03.177	32.352	166.679	1
7.	23'58.975							
8.	26'51.234	2'52.259 (4)	47.934	29.576	1'02.915	31.834	166.679	1
9.	29'41.426	2'50.192 (2)	46.940	28.521	1'03.207	31.524	166.996	1
10.	32'36.343	2'54.917 (6)	47.410	28.842	1'03.084	35.581	165.424	1



ENEOS スーパー耐久シリーズ 2023 Powered by Hankook

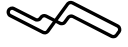


第1戦 SUZUKA S耐 5時間レース

ENEOS スーパー耐久シリーズ 2023 Powered by Hankook 第1戦

スーパー耐久 5時間耐久レース フリー走行

2023 / 3 / 19 :



SUZUKA CIRCUIT

個別ラップ表

Weather :Rain
Track :Wet

Full Course 4-Wheels(5,807m)

No	50 (Driver1)	Best Time	2'43.188	128.105 km/h
Name	伊橋 勲	Total Time	1:08'58.418	12 Laps
Team	LOVEDRIVE ロードスター	Average Lap Time	5'52.235	
Type	MAZDA ロードスター	Today's Rank	82 / 124	
		Today's Top Time	2'12.629	157.622 km/h
No	50 (Driver2)	Best Time		km/h
Name	大井 貴之	Total Time		Laps
Team	LOVEDRIVE ロードスター	Average Lap Time		
Type	MAZDA ロードスター	Today's Rank		
		Today's Top Time	2'12.629	157.622 km/h
No	50 (Driver3)	Best Time		km/h
Name	藤井 順子	Total Time		Laps
Team	LOVEDRIVE ロードスター	Average Lap Time		
Type	MAZDA ロードスター	Today's Rank		
		Today's Top Time	2'12.629	157.622 km/h
No	50 (Driver4)	Best Time		km/h
Name	國沢 光宏	Total Time		Laps
Team	LOVEDRIVE ロードスター	Average Lap Time		
Type	MAZDA ロードスター	Today's Rank		
		Today's Top Time	2'12.629	157.622 km/h

Lap	Passing Time	Lap Time	Sec1	Sec2	Sec3	Sec4	km/h	Driver No
				29.223	1'02.777	31.859	172.913	1
1.	4'23.826							
2.	7'09.692	2'45.866 (6)	46.085	27.830	1'00.941	31.010	175.329	1
3.	9'53.243	2'43.551 (2)	44.808	27.406	1'00.600	30.737	175.329	1
4.	13'33.318	3'40.075 (9)	45.295	42.641	1'41.407	30.732	172.913	1
5.	16'17.333	2'44.015 (3)	44.847	27.308	1'00.617	31.243	172.913	1
6.	19'06.094	2'48.761 (8)	45.459	27.777	1'00.197	35.328	174.632	1
		Pit						
7.	48'55.235	29'49.141 (11)	27'34.910	29.797	1'04.399	40.035	168.923	1
		Pit						
8.	57'59.113	9'03.878 (10)	7'04.952	27.755	1'00.523	30.648	174.980	1
9.	1:00'42.301	B 2'43.188 (1)	44.863	27.545	1'00.131	30.649	175.680	1
10.	1:03'29.787	2'47.486 (7)	45.549	28.256	1'02.638	31.043	163.881	1
11.	1:06'14.280	2'44.493 (5)	45.577	27.821	1'00.231	30.864	176.386	1
12.	1:08'58.418	2'44.138 (4)	44.993	28.095	1'00.441	30.609	176.032	1



ENEOS スーパー耐久シリーズ 2023 Powered by Hankook

第1戦 SUZUKA S耐 5時間レース



ENEOS スーパー耐久シリーズ 2023 Powered by Hankook 第1戦

スーパー耐久 5時間耐久レース フリー走行

2023 / 3 / 19 :



SUZUKA CIRCUIT

個別ラップ表

Weather :Rain

Track :Wet

Full Course 4-Wheels(5,807m)

No	65 (Driver1)	Best Time		km/h
Name	外園 秋一郎	Total Time		Laps
Team	odula TONE 制動屋ロードスター	Average Lap Time		
Type	MAZDA ロードスター	Today's Rank		
		Today's Top Time	2'12.629	157.622 km/h
No	65 (Driver2)	Best Time	2'41.565	129.392 km/h
Name	太田 達也	Total Time	42'59.618	5 Laps
Team	odula TONE 制動屋ロードスター	Average Lap Time	2'43.511	
Type	MAZDA ロードスター	Today's Rank	80 / 124	
		Today's Top Time	2'12.629	157.622 km/h
No	65 (Driver3)	Best Time		km/h
Name	伊藤 裕仁	Total Time		Laps
Team	odula TONE 制動屋ロードスター	Average Lap Time		
Type	MAZDA ロードスター	Today's Rank		
		Today's Top Time	2'12.629	157.622 km/h
No	65 (Driver4)	Best Time		km/h
Name	丹羽 英司	Total Time		Laps
Team	odula TONE 制動屋ロードスター	Average Lap Time		
Type	MAZDA ロードスター	Today's Rank		
		Today's Top Time	2'12.629	157.622 km/h

Lap	Passing Time	Lap Time	Sec1	Sec2	Sec3	Sec4	km/h	Driver No
				29.190	1'00.361	31.033	175.329	2
1.	32'05.574							
		2'43.590 (3)	45.923	27.235	1'00.079	30.353	174.980	2
2.	34'49.164							
		2'42.533 (2)	45.125	27.206	59.883	30.319	175.680	2
3.	37'31.697							
		B 2'41.565 (1)	44.172	27.354	59.986	30.053	175.680	2
4.	40'13.262							
		2'46.356 (4)	44.362	27.489	1'00.122	34.383	176.386	2
5.	42'59.618	Pit						



ENEOS スーパー耐久シリーズ 2023 Powered by Hankook

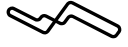
第1戦 SUZUKA S耐 5時間レース



ENEOS スーパー耐久シリーズ 2023 Powered by Hankook 第1戦

スーパー耐久 5時間耐久レース フリー走行

2023 / 3 / 19 :



SUZUKA CIRCUIT

個別ラップ表

Weather :Rain
Track :Wet

Full Course 4-Wheels(5,807m)

No	67 (Driver1)	Best Time	2'45.906	126.006 km/h
Name	内山 慎也	Total Time	21'07.461	7 Laps
Team	YAMATO FIT	Average Lap Time	2'49.449	
Type	HONDA FIT	Today's Rank	93 / 124	
		Today's Top Time	2'12.629	157.622 km/h
No	67 (Driver2)	Best Time	2'42.914	128.320 km/h
Name	安井 亮平	Total Time	28'04.506	9 Laps
Team	YAMATO FIT	Average Lap Time	3'04.399	
Type	HONDA FIT	Today's Rank	81 / 124	
		Today's Top Time	2'12.629	157.622 km/h
No	67 (Driver3)	Best Time		km/h
Name	伊藤 秀昭	Total Time		Laps
Team	YAMATO FIT	Average Lap Time		
Type	HONDA FIT	Today's Rank		
		Today's Top Time	2'12.629	157.622 km/h
No	67 (Driver4)	Best Time		km/h
Name	椋本 陵	Total Time		Laps
Team	YAMATO FIT	Average Lap Time		
Type	HONDA FIT	Today's Rank		
		Today's Top Time	2'12.629	157.622 km/h

Lap	Passing Time	Lap Time	Sec1	Sec2	Sec3	Sec4	km/h	Driver No
				29.722	1'04.176	32.973	174.286	2
1.	3'29.311							
2.	6'20.325	2'51.014 (11)	48.518	30.078	1'01.233	31.185	178.174	2
3.	9'04.735	2'44.410 (4)	45.158	28.029	1'00.014	31.209	175.329	2
4.	12'59.578	3'54.843 (13)	44.977	27.729	1'41.107	1'01.030	47.765	2
		Pit						
5.	17'05.468	4'05.890 (14)	2'08.149	28.046	59.439	30.256	180.370	2
6.	19'48.382	B 2'42.914 (1)	44.723	28.207	59.534	30.450	179.265	2
7.	22'32.457	2'44.075 (2)	44.650	28.573	1'00.290	30.562	179.632	2
8.	25'16.783	2'44.326 (3)	45.049	28.771	1'00.067	30.439	178.537	2
9.	28'04.506	2'47.723 (10)	44.863	28.431	1'00.175	34.254	177.097	2
		Pit						
10.	32'15.273	4'10.767 (15)	2'06.779	28.475	1'03.700	31.813	180.000	1
11.	35'02.734	2'47.461 (9)	46.642	28.382	1'01.081	31.356	179.265	1
12.	37'49.811	2'47.077 (8)	46.623	28.158	1'01.121	31.175	179.265	1
13.	40'36.757	2'46.946 (7)	46.042	28.228	1'01.024	31.652	180.000	1
14.	43'22.890	2'46.133 (6)	46.089	28.261	1'00.896	30.887	179.632	1
15.	46'08.796	2'45.906 (5)	45.820	28.311	1'01.139	30.636	177.814	1
16.	49'11.967	3'03.171 (12)	45.900	30.613	1'05.092	41.566	156.021	1
		Pit						



ENEOS スーパー耐久シリーズ 2023 Powered by Hankook

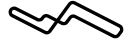
第1戦 SUZUKA S耐 5時間レース



ENEOS スーパー耐久シリーズ 2023 Powered by Hankook 第1戦

スーパー耐久 5時間耐久レース フリー走行

2023 / 3 / 19 :



SUZUKA CIRCUIT

個別ラップ表

Weather :Rain

Track :Wet

Full Course 4-Wheels(5,807m)

No	72 (Driver1)	Best Time	2'41.193	129.690 km/h
Name	山野 哲也	Total Time	23'38.345	7 Laps
Team	OHLINS Roadster NATS	Average Lap Time	3'21.949	
Type	MAZDA ロードスター	Today's Rank	79 / 124	
		Today's Top Time	2'12.629	157.622 km/h
No	72 (Driver2)	Best Time	2'43.973	127.492 km/h
Name	金井 亮忠	Total Time	17'36.349	6 Laps
Team	OHLINS Roadster NATS	Average Lap Time	2'45.150	
Type	MAZDA ロードスター	Today's Rank	86 / 124	
		Today's Top Time	2'12.629	157.622 km/h
No	72 (Driver3)	Best Time	2'44.417	127.147 km/h
Name	野島 俊哉	Total Time	27'43.214	7 Laps
Team	OHLINS Roadster NATS	Average Lap Time	3'57.130	
Type	MAZDA ロードスター	Today's Rank	89 / 124	
		Today's Top Time	2'12.629	157.622 km/h

Lap	Passing Time	Lap Time	Sec1	Sec2	Sec3	Sec4	km/h	Driver No
				34.475	1'10.149	39.085	147.879	1
1.	3'26.648							
2.	6'45.571	Pit	3'18.923 (15)	55.112	34.326	1'09.154	40.331	162.667
3.	12'38.619		5'53.048 (18)	2'46.921	28.226	1'32.804	1'05.097	47.921
4.	15'22.075		2'43.456 (2)	45.119	27.169	1'00.473	30.695	175.680
5.	18'08.357		2'46.282 (10)	47.554	28.632	1'00.413	29.683	174.632
6.	20'49.550		B 2'41.193 (1)	44.224	27.382	1'00.002	29.585	173.254
7.	23'38.345	Pit	2'48.795 (13)	44.750	28.869	1'00.607	34.569	175.329
8.	27'28.941		3'50.596 (16)	1'49.757	28.633	1'01.183	31.023	172.913
9.	30'13.510		2'44.569 (6)	45.062	27.909	1'00.984	30.614	172.574
10.	32'57.636		2'44.126 (4)	44.816	28.091	1'00.891	30.328	173.597
11.	35'41.609		2'43.973 (3)	44.759	28.082	1'00.656	30.476	173.254
12.	38'26.520		2'44.911 (8)	44.931	28.020	1'00.566	31.394	173.597
13.	41'14.694	Pit	2'48.174 (12)	44.897	28.152	1'00.906	34.219	172.913
14.	45'15.127		4'00.433 (17)	1'58.154	28.876	1'01.847	31.556	173.254
15.	48'14.259	Pit	2'59.132 (14)	46.080	28.864	1'05.245	38.943	162.968
16.	57'57.119		9'42.860 (19)	7'42.570	27.921	1'01.332	31.037	173.254
17.	1:00'41.719		2'44.600 (7)	45.423	27.753	1'00.873	30.551	174.286
18.	1:03'28.380		2'46.661 (11)	46.436	28.537	1'00.901	30.787	173.597
19.	1:06'13.491		2'45.111 (9)	45.738	28.054	1'00.535	30.784	173.941
20.	1:08'57.908		2'44.417 (5)	45.213	28.039	1'00.675	30.490	175.329



ENEOS スーパー耐久シリーズ 2023 Powered by Hankook

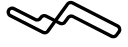
第1戦 SUZUKA S耐 5時間レース



ENEOS スーパー耐久シリーズ 2023 Powered by Hankook 第1戦

スーパー耐久 5時間耐久レース フリー走行

2023 / 3 / 19 :



SUZUKA CIRCUIT

個別ラップ表

Weather :Rain

Track :Wet

Full Course 4-Wheels(5,807m)

No	88 (Driver1)	Best Time	2'44.977	126.716 km/h
Name	村上 博幸	Total Time	43'51.745	9 Laps
Team	村上モータースMAZDAロードスター	Average Lap Time	4'24.480	
Type	MAZDA ロードスター	Today's Rank	91 / 124	
		Today's Top Time	2'12.629	157.622 km/h
No	88 (Driver2)	Best Time		km/h
Name	吉田 綜一郎	Total Time		Laps
Team	村上モータースMAZDAロードスター	Average Lap Time		
Type	MAZDA ロードスター	Today's Rank		
		Today's Top Time	2'12.629	157.622 km/h
No	88 (Driver3)	Best Time	2'45.438	126.363 km/h
Name	有岡 稜平	Total Time	12'29.655	4 Laps
Team	村上モータースMAZDAロードスター	Average Lap Time	2'50.373	
Type	MAZDA ロードスター	Today's Rank	92 / 124	
		Today's Top Time	2'12.629	157.622 km/h
No	88 (Driver4)	Best Time	2'48.454	124.100 km/h
Name	岡本 大地	Total Time	13'06.654	4 Laps
Team	村上モータースMAZDAロードスター	Average Lap Time	3'11.639	
Type	MAZDA ロードスター	Today's Rank	98 / 124	
		Today's Top Time	2'12.629	157.622 km/h

Lap	Passing Time	Lap Time	Sec1	Sec2	Sec3	Sec4	km/h	Driver No
				30.965	1'05.854	34.390	164.803	4
1.	3'31.737							
2.	6'23.281	2'51.544 (9)	49.004	28.967	1'02.276	31.297	172.913	4
3.	9'11.735	2'48.454 (8)	45.877	29.461	1'01.543	31.573	174.286	4
4.	13'06.654	3'54.919 (13)	44.676	27.603	1'59.885	42.755	52.788	4
		Pit						
5.	17'05.190	3'58.536 (14)	1'56.988	28.916	1'01.784	30.848	170.563	3
6.	19'51.543	2'46.353 (5)	46.921	28.086	1'00.557	30.789	172.913	3
7.	22'36.981	2'45.438 (4)	45.759	28.012	1'01.013	30.654	172.235	3
8.	25'36.309	2'59.328 (12)	45.108	28.192	1'06.897	39.131	146.644	3
		Pit						
9.	34'12.213	8'35.904 (15)	6'33.015	29.003	1'02.252	31.634	173.254	1
10.	36'57.585	2'45.372 (2)	45.452	28.258	1'00.697	30.965	174.286	1
11.	39'45.289	2'47.704 (7)	45.177	28.455	1'02.423	31.649	174.980	1
12.	42'43.391	2'58.102 (11)	45.124	29.523	1'04.933	38.522	168.923	1
		Pit						
13.	58'19.229	15'35.838 (16)	13'33.133	29.714	1'01.701	31.290	175.680	1
14.	1:01'04.660	2'45.431 (3)	45.352	28.194	1'01.142	30.743	177.814	1
15.	1:03'51.346	2'46.686 (6)	45.348	29.160	1'01.009	31.169	176.386	1
16.	1:06'36.323	B 2'44.977 (1)	45.086	28.088	1'00.756	31.047	176.032	1
17.	1:09'28.054	2'51.731 (10)	45.305	28.254	1'00.648	37.524	175.329	1
		Pit						



ENEOS スーパー耐久シリーズ 2023 Powered by Hankook

第1戦 SUZUKA S耐 5時間レース



ENEOS スーパー耐久シリーズ 2023 Powered by Hankook 第1戦

スーパー耐久 5時間耐久レース フリー走行

2023 / 3 / 19 :



SUZUKA CIRCUIT

個別ラップ表

Weather :Rain

Track :Wet

Full Course 4-Wheels(5,807m)

No	110 (Driver1)	Best Time	2'48.093	124.367 km/h
Name	松田 利之	Total Time	20'03.232	4 Laps
Team	ACCESS COURAGE VITZ	Average Lap Time	2'51.853	
Type	TOYOTA VITZ	Today's Rank	96 / 124	
		Today's Top Time	2'12.629	157.622 km/h
No	110 (Driver2)	Best Time	2'44.219	127.301 km/h
Name	前田 樹	Total Time	31'19.066	10 Laps
Team	ACCESS COURAGE VITZ	Average Lap Time	2'58.075	
Type	TOYOTA VITZ	Today's Rank	88 / 124	
		Today's Top Time	2'12.629	157.622 km/h
No	110 (Driver3)	Best Time	2'52.346	121.298 km/h
Name	柳堀 翔太	Total Time	16'06.327	5 Laps
Team	ACCESS COURAGE VITZ	Average Lap Time	3'10.412	
Type	TOYOTA VITZ	Today's Rank	105 / 124	
		Today's Top Time	2'12.629	157.622 km/h

Lap	Passing Time	Lap Time	Sec1	Sec2	Sec3	Sec4	km/h	Driver No
				32.939	1'08.253	35.917	160.879	3
1.	3'24.677							
2.	6'22.260	2'57.583 (12)	50.403	30.381	1'04.843	31.956	176.740	3
3.	9'14.606	2'52.346 (10)	46.461	30.740	1'03.745	31.400	178.900	3
4.	13'12.888	3'58.282 (15)	49.261	28.309	2'07.410	33.302	130.520	3
5.	16'06.327	2'53.439 (11)	48.590	28.620	1'01.115	35.114	176.386	3
		Pit						
6.	20'42.717	4'36.390 (17)	2'35.374	28.961	1'01.375	30.680	178.174	2
7.	23'28.658	2'45.941 (3)	45.531	28.540	1'01.405	30.465	179.632	2
8.	26'15.256	2'46.598 (5)	45.221	28.784	1'02.029	30.564	178.174	2
9.	28'59.475	B 2'44.219 (1)	45.634	27.924	1'00.474	30.187	178.900	2
10.	31'45.945	2'46.470 (4)	45.127	27.863	1'00.625	32.855	177.814	2
11.	34'31.187	2'45.242 (2)	45.033	28.050	1'01.808	30.351	179.265	2
12.	37'19.183	2'47.996 (7)	45.988	28.010	1'03.446	30.552	176.032	2
13.	40'06.761	2'47.578 (6)	45.388	28.614	1'02.778	30.798	178.900	2
14.	43'06.624	2'59.863 (14)	45.400	28.401	1'01.003	45.059	178.174	2
		Pit						
15.	47'25.393	4'18.769 (16)	2'06.927	28.738	1'01.142	41.962	178.174	2
		Pit						
16.	58'53.065	11'27.672 (18)	9'25.507	29.181	1'01.797	31.187	177.455	1
17.	1:01'41.158	2'48.093 (8)	46.082	28.816	1'02.126	31.069	178.174	1
18.	1:04'29.454	2'48.296 (9)	46.021	28.686	1'01.618	31.971	178.900	1
19.	1:07'28.625	2'59.171 (13)	46.038	28.770	1'05.654	38.709	176.032	1
		Pit						



ENEOS スーパー耐久シリーズ 2023 Powered by Hankook

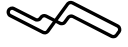
第1戦 SUZUKA S耐 5時間レース



ENEOS スーパー耐久シリーズ 2023 Powered by Hankook 第1戦

スーパー耐久 5時間耐久レース フリー走行

2023 / 3 / 19 :



SUZUKA CIRCUIT

個別ラップ表

Weather :Rain

Track :Wet

Full Course 4-Wheels(5,807m)

No	120 (Driver1)	Best Time		km/h
Name	杉野 治彦	Total Time		Laps
Team	倶楽部 MAZDA SPIRIT RACING ROADSTER	Average Lap Time		
Type	MAZDA ロードスター	Today's Rank		
		Today's Top Time	2'12.629	157.622 km/h
No	120 (Driver2)	Best Time		km/h
Name	樋口 紀行	Total Time		Laps
Team	倶楽部 MAZDA SPIRIT RACING ROADSTER	Average Lap Time		
Type	MAZDA ロードスター	Today's Rank		
		Today's Top Time	2'12.629	157.622 km/h
No	120 (Driver3)	Best Time	2'49.678	123.205 km/h
Name	織田 祥平	Total Time	35'04.068	3 Laps
Team	倶楽部 MAZDA SPIRIT RACING ROADSTER	Average Lap Time	2'52.233	
Type	MAZDA ロードスター	Today's Rank	100 / 124	
		Today's Top Time	2'12.629	157.622 km/h
No	120 (Driver4)	Best Time		km/h
Name	箕輪 卓也	Total Time		Laps
Team	倶楽部 MAZDA SPIRIT RACING ROADSTER	Average Lap Time		
Type	MAZDA ロードスター	Today's Rank		
		Today's Top Time	2'12.629	157.622 km/h

Lap	Passing Time	Lap Time	Sec1	Sec2	Sec3	Sec4	km/h	Driver No
				34.655	1'04.343	31.968	171.898	3
1.	29'19.602							
		B 2'49.678 (1)	47.124	29.518	1'01.459	31.577	173.597	3
2.	32'09.280							
		2'54.788 (2)	46.486	28.633	1'02.997	36.672	172.574	3
3.	35'04.068	Pit						



ENEOS スーパー耐久シリーズ 2023 Powered by Hankook

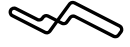
第1戦 SUZUKA S耐 5時間レース



ENEOS スーパー耐久シリーズ 2023 Powered by Hankook 第1戦

スーパー耐久 5時間耐久レース フリー走行

2023 / 3 / 19 :



SUZUKA CIRCUIT

個別ラップ表

Weather :Rain

Track :Wet

Full Course 4-Wheels(5,807m)

No	222 (Driver1)	Best Time	2'48.241	124.257 km/h
Name	竹内 敏記	Total Time	21'46.854	7 Laps
Team	Honda Cars Tokai J-net FIT	Average Lap Time	2'59.059	
Type	Honda FIT	Today's Rank	97 / 124	
		Today's Top Time	2'12.629	157.622 km/h
No	222 (Driver2)	Best Time	2'48.707	123.914 km/h
Name	墨 真幸	Total Time	21'42.466	7 Laps
Team	Honda Cars Tokai J-net FIT	Average Lap Time	2'51.916	
Type	Honda FIT	Today's Rank	99 / 124	
		Today's Top Time	2'12.629	157.622 km/h
No	222 (Driver3)	Best Time	2'52.824	120.962 km/h
Name	西面 一	Total Time	26'48.249	6 Laps
Team	Honda Cars Tokai J-net FIT	Average Lap Time	4'21.151	
Type	Honda FIT	Today's Rank	106 / 124	
		Today's Top Time	2'12.629	157.622 km/h

Lap	Passing Time	Lap Time	Sec1	Sec2	Sec3	Sec4	km/h	Driver No
				32.055	1'05.436	32.917	168.599	1
1.	3'52.499							
2.	6'43.470	2'50.971 (7)	48.947	28.969	1'01.845	31.210	174.980	1
3.	9'31.884	2'48.414 (2)	46.573	28.171	1'02.024	31.646	173.941	1
4.	13'16.341	3'44.457 (16)	46.866	28.506	1'57.276	31.809	162.066	1
5.	16'04.582	B 2'48.241 (1)	46.444	28.575	1'01.937	31.285	174.632	1
6.	18'53.253	2'48.671 (3)	47.024	28.573	1'01.560	31.514	173.597	1
7.	21'46.854	2'53.601 (10)	46.375	28.317	1'01.702	37.207	173.254	1
8.	26'17.822	4'30.968 (17)	2'23.025	29.509	1'05.471	32.963	159.130	2
9.	29'12.346	2'54.524 (12)	48.019	28.654	1'05.071	32.780	157.702	2
10.	32'04.062	2'51.716 (8)	47.904	28.886	1'03.141	31.785	173.941	2
11.	34'54.714	2'50.652 (6)	48.390	28.742	1'02.303	31.217	172.235	2
12.	37'44.743	2'50.029 (5)	46.630	28.830	1'03.122	31.447	171.228	2
13.	40'33.450	2'48.707 (4)	46.781	28.252	1'01.681	31.993	173.254	2
14.	43'29.320	2'55.870 (13)	47.466	29.018	1'02.375	37.011	166.679	2
15.	48'31.811	5'02.491 (18)	2'30.775	32.951	1'09.657	49.108	132.489	3
16.	58'34.525	10'02.714 (19)	7'49.687	32.043	1'06.363	34.621	168.276	3
17.	1:01'33.371	2'58.846 (15)	49.279	31.992	1'04.330	33.245	172.574	3
18.	1:04'30.368	2'56.997 (14)	49.737	29.930	1'03.479	33.851	172.235	3
19.	1:07'24.745	2'54.377 (11)	47.775	30.888	1'03.010	32.704	173.254	3
20.	1:10'17.569	2'52.824 (9)	48.277	29.739	1'02.494	32.314	173.597	3



ENEOS スーパー耐久シリーズ 2023 Powered by Hankook

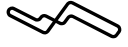
第1戦 SUZUKA S耐 5時間レース



ENEOS スーパー耐久シリーズ 2023 Powered by Hankook 第1戦

スーパー耐久 5時間耐久レース フリー走行

2023 / 3 / 19 :



SUZUKA CIRCUIT

個別ラップ表

Weather :Rain

Track :Wet

Full Course 4-Wheels(5,807m)

No	290 (Driver1)	Best Time	3'04.243	113.465 km/h
Name	湊 雅之	Total Time	16'16.266	2 Laps
Team	AutoLabo Racing 素ヤリス	Average Lap Time	3'04.243	
Type	TOYOTA YARIS	Today's Rank	108 / 124	
		Today's Top Time	2'12.629	157.622 km/h
No	290 (Driver2)	Best Time	2'57.385	117.852 km/h
Name	北川 剛	Total Time	7'15.626	2 Laps
Team	AutoLabo Racing 素ヤリス	Average Lap Time	2'57.385	
Type	TOYOTA YARIS	Today's Rank	107 / 124	
		Today's Top Time	2'12.629	157.622 km/h
No	290 (Driver3)	Best Time		km/h
Name	横尾 優一	Total Time		Laps
Team	AutoLabo Racing 素ヤリス	Average Lap Time		
Type	TOYOTA YARIS	Today's Rank		
		Today's Top Time	2'12.629	157.622 km/h
No	290 (Driver4)	Best Time		km/h
Name	東 貴史	Total Time		Laps
Team	AutoLabo Racing 素ヤリス	Average Lap Time		
Type	TOYOTA YARIS	Today's Rank		
		Today's Top Time	2'12.629	157.622 km/h

Lap	Passing Time	Lap Time	Sec1	Sec2	Sec3	Sec4	km/h	Driver No
				32.725	2'06.867	34.854	127.674	1
1.	13'12.023							
		3'04.243 (2)	49.106	29.743	1'06.521	38.873	162.968	1
2.	16'16.266 Pit							
		4'18.241 (3)	2'14.532	29.062	1'02.543	32.104	165.736	2
3.	20'34.507							
		B 2'57.385 (1)	46.726	28.322	1'02.745	39.592	167.314	2
4.	23'31.892 Pit							