



MFJ承認競技会

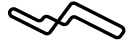
FUN&amp;RUN! 2-Wheels



2024 FUN&amp;RUN! 2-Wheels

## ROAD STAR II/ROAD STAR EXPERT II Time Attack

2024 / 8 / 3 :



SUZUKA CIRCUIT

## 個別ラップ表

Weather :Fine

Full Course 2-Wheels(5,821m)

Track :Dry

No	11	Best Time	2'34.154	135.939 km/h
Name	藪谷 文彦	Total Time	11'10.135	4 Laps
Team	ZAIKE	Average Lap Time	2'47.230	
Type	APRILIA/RS660	Today's Rank	2 / 4	
		Today's Top Time	2'33.637	136.397 km/h

Lap	Passing Time	Lap Time	Sec1	Sec2	Sec3	Sec4	km/h
				29.167	1'01.893	30.928	198.733
1.	2'48.443						
		2'34.715 (2)	41.878	25.854	57.683	29.300	207.660
2.	5'23.158						
		<b>B 2'34.154 (1)</b>	41.777	25.486	57.560	29.331	204.279
3.	7'57.312						
		3'12.823 (3)	42.187	25.844	1'05.922	58.870	149.642
4.	11'10.135 Pit						



MFJ承認競技会

FUN&amp;RUN! 2-Wheels



2024 FUN&amp;RUN! 2-Wheels

## ROAD STAR II/ROAD STAR EXPERT II Time Attack

2024 / 8 / 3 :



SUZUKA CIRCUIT

## 個別ラップ表

Weather :Fine

Full Course 2-Wheels(5,821m)

Track :Dry

No	31	Best Time	2'35.372	134.874 km/h
Name	鈴木 賢斗	Total Time	17'25.189	5 Laps
Team	Team Favorite Factory	Average Lap Time	3'33.200	
Type	YAMAHA/YZF-R7	Today's Rank	3 / 4	
		Today's Top Time	2'33.637	136.397 km/h

Lap	Passing Time	Lap Time	Sec1	Sec2	Sec3	Sec4	km/h
				25.826	58.783	29.271	198.284
1.	3'12.389						
		6'23.728 (4)			1'04.703	31.908	185.316
2.	9'36.117						
		2'38.195 (3)	42.994	26.221	59.247	29.733	193.480
3.	12'14.312						
		<b>B 2'35.372</b> (1)	42.194	25.689	58.322	29.167	194.767
4.	14'49.684						
		2'35.505 (2)	42.183	25.517	58.579	29.226	192.632
5.	17'25.189						



MFJ承認競技会

FUN&amp;RUN! 2-Wheels



2024 FUN&amp;RUN! 2-Wheels

## ROAD STAR II/ROAD STAR EXPERT II Time Attack

2024 / 8 / 3 :



SUZUKA CIRCUIT

## 個別ラップ表

Weather :Fine

Full Course 2-Wheels(5,821m)

Track :Dry

No	33	Best Time	2'50.596	122.838 km/h
Name	住田 明寛	Total Time	17'21.270	6 Laps
Team	YSP名古屋北withMZR従業員一同	Average Lap Time	2'52.105	
Type	YAMAHA/YZF-R7	Today's Rank	4 / 4	
		Today's Top Time	2'33.637	136.397 km/h

Lap	Passing Time	Lap Time	Sec1	Sec2	Sec3	Sec4	km/h
				28.371	1'04.993	32.948	173.597
1.	3'00.742						
		2'51.987 (3)	46.699	29.175	1'03.926	32.187	177.097
2.	5'52.729						
		2'50.916 (2)	46.681	27.705	1'03.928	32.602	176.740
3.	8'43.645						
		<b>B 2'50.596</b> (1)	46.139	27.907	1'03.948	32.602	178.537
4.	11'34.241						
		2'52.225 (4)	46.814	28.126	1'04.407	32.878	179.632
5.	14'26.466						
		2'54.804 (5)	46.815	28.931	1'05.233	33.825	175.329
6.	17'21.270						



MFJ承認競技会

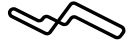
FUN&amp;RUN! 2-Wheels



2024 FUN&amp;RUN! 2-Wheels

## ROAD STAR II/ROAD STAR EXPERT II Time Attack

2024 / 8 / 3 :



SUZUKA CIRCUIT

## 個別ラップ表

Weather :Fine

Full Course 2-Wheels(5,821m)

Track :Dry

No	73	Best Time	2'33.637	136.397 km/h
Name	水本 茂樹	Total Time	16'32.329	6 Laps
Team	No Limit & ZAIKE	Average Lap Time	2'44.343	
Type	YAMAHA/YZF-R7	Today's Rank	1 / 4	
		Today's Top Time	2'33.637	136.397 km/h

Lap	Passing Time	Lap Time	Sec1	Sec2	Sec3	Sec4	km/h	
				27.580	1'03.883	30.464	180.741	
1.	2'50.613							
		<b>B 2'33.637</b>	(1)	41.781	25.583	57.325	28.948	199.184
2.	5'24.250							
		2'34.733	(3)	42.057	25.843	58.056	28.777	196.951
3.	7'58.983							
		2'36.523	(4)	41.805	25.424	59.481	29.813	183.766
4.	10'35.506							
		2'34.528	(2)	42.318	25.449	57.732	29.029	196.071
5.	13'10.034							
		3'22.295	(5)	45.789	28.307	1'12.324	55.875	124.419
6.	16'32.329	Pit						



MFJ承認競技会

FUN&amp;RUN! 2-Wheels



2024 FUN&amp;RUN! 2-Wheels

## ROAD STAR II/ROAD STAR EXPERT II Time Attack

2024 / 8 / 3 :



SUZUKA CIRCUIT

## 個別ラップ表

Weather :Fine

Full Course 2-Wheels(5,821m)

Track :Dry

No	20	Best Time	2'56.033	119.044 km/h
Name	丸川 広夢	Total Time	17'50.871	6 Laps
Team	Team滋賀ロシ+乱乱	Average Lap Time	2'58.391	
Type	Kawasaki/ZX-25R	Today's Rank	1 / 1	
		Today's Top Time	2'56.033	119.044 km/h

Lap	Passing Time	Lap Time	Sec1	Sec2	Sec3	Sec4	km/h
				29.841	1'07.151	33.115	167.314
1.	2'58.912						
		2'56.979 (2)	48.118	29.640	1'06.702	32.519	168.599
2.	5'55.891						
		<b>B 2'56.033</b> (1)	47.835	29.185	1'06.641	32.372	166.679
3.	8'51.924						
		2'58.009 (4)	47.745	29.486	1'07.513	33.265	165.736
4.	11'49.933						
		3'03.455 (5)	51.462	29.584	1'09.272	33.137	166.364
5.	14'53.388						
		2'57.483 (3)	48.437	29.797	1'06.964	32.285	166.049
6.	17'50.871						



MFJ承認競技会

FUN&amp;RUN! 2-Wheels



2024 FUN&amp;RUN! 2-Wheels

## ROAD STAR II/ROAD STAR EXPERT II Time Attack

2024 / 8 / 3 :



SUZUKA CIRCUIT

## 個別ラップ表

Weather :Fine

Full Course 2-Wheels(5,821m)

Track :Dry

No	1	Best Time	3'04.250	113.735 km/h
Name	神園 孝志	Total Time	15'50.133	5 Laps
Team	Plus-Driver	Average Lap Time	3'06.099	
Type	Honda/CBR250RR	Today's Rank	3 / 5	
		Today's Top Time	2'52.591	121.418 km/h

Lap	Passing Time	Lap Time	Sec1	Sec2	Sec3	Sec4	km/h
				31.319	1'13.309	36.557	150.669
1.	3'25.734						
		3'08.482 (4)	50.124	30.727	1'10.942	36.689	149.388
2.	6'34.216						
		3'05.697 (2)	49.414	30.252	1'10.673	35.358	154.105
3.	9'39.913						
		3'05.970 (3)	49.070	29.985	1'11.724	35.191	153.566
4.	12'45.883						
		<b>B 3'04.250 (1)</b>	50.250	29.630	1'09.681	34.689	149.642
5.	15'50.133						



MFJ承認競技会

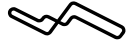
FUN&amp;RUN! 2-Wheels



2024 FUN&amp;RUN! 2-Wheels

## ROAD STAR II/ROAD STAR EXPERT II Time Attack

2024 / 8 / 3 :



SUZUKA CIRCUIT

## 個別ラップ表

Weather :Fine

Full Course 2-Wheels(5,821m)

Track :Dry

No	17	Best Time	3'07.632	111.685 km/h
Name	水野 佳昭	Total Time	15'53.145	5 Laps
Team	ミンミンRACING	Average Lap Time	3'08.042	
Type	Kawasaki/Ninja250	Today's Rank	4 / 5	
		Today's Top Time	2'52.591	121.418 km/h

Lap	Passing Time	Lap Time	Sec1	Sec2	Sec3	Sec4	km/h
				31.451	1'10.801	35.619	153.031
1.	3'20.977						
		3'07.642 (2)	50.786	30.871	1'10.427	35.558	151.188
2.	6'28.619						
		3'08.668 (4)	51.386	31.257	1'10.279	35.746	150.154
3.	9'37.287						
		<b>B 3'07.632 (1)</b>	50.626	30.832	1'10.274	35.900	150.669
4.	12'44.919						
		3'08.226 (3)	50.906	31.399	1'10.067	35.854	152.500
5.	15'53.145						



MFJ承認競技会

FUN&amp;RUN! 2-Wheels



2024 FUN&amp;RUN! 2-Wheels

## ROAD STAR II/ROAD STAR EXPERT II Time Attack

2024 / 8 / 3 :



SUZUKA CIRCUIT

## 個別ラップ表

Weather :Fine

Full Course 2-Wheels(5,821m)

Track :Dry

No	23	Best Time	2'55.880	119.147 km/h
Name	濱田 正文	Total Time	15'01.630	5 Laps
Team	オйкаワRP with Keizy38	Average Lap Time	2'57.591	
Type	Honda/CBR250RR	Today's Rank	2 / 5	
		Today's Top Time	2'52.591	121.418 km/h

Lap	Passing Time	Lap Time	Sec1	Sec2	Sec3	Sec4	km/h
				30.196	1'08.204	34.483	159.130
1.	3'11.264						
		2'59.474 (4)	48.593	29.915	1'07.063	33.903	157.138
2.	6'10.738						
		2'58.495 (3)	48.071	28.990	1'07.223	34.211	156.021
3.	9'09.233						
		2'56.517 (2)	47.635	29.023	1'06.150	33.709	156.578
4.	12'05.750						
		<b>B 2'55.880 (1)</b>	47.679	28.853	1'05.795	33.553	157.138
5.	15'01.630						





MFJ承認競技会

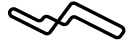
FUN&amp;RUN! 2-Wheels



2024 FUN&amp;RUN! 2-Wheels

## ROAD STAR II/ROAD STAR EXPERT II Time Attack

2024 / 8 / 3 :



SUZUKA CIRCUIT

## 個別ラップ表

Weather :Fine

Full Course 2-Wheels(5,821m)

Track :Dry

No	34	Best Time	2'52.591	121.418 km/h
Name	高木 淳	Total Time	17'37.375	6 Laps
Team	YSP伏見	Average Lap Time	2'54.000	
Type	YAMAHA/YZF-R25	Today's Rank	1 / 5	
		Today's Top Time	2'52.591	121.418 km/h

Lap	Passing Time	Lap Time	Sec1	Sec2	Sec3	Sec4	km/h
				29.320	1'07.276	32.808	151.188
1.	3'07.373						
		2'54.977 (5)	47.825	28.414	1'06.175	32.563	156.578
2.	6'02.350						
		2'53.843 (3)	47.487	28.206	1'05.860	32.290	156.857
3.	8'56.193						
		<b>B 2'52.591</b> (1)	46.460	27.482	1'06.198	32.451	156.857
4.	11'48.784						
		2'54.976 (4)	47.077	27.505	1'07.669	32.725	153.298
5.	14'43.760						
		2'53.615 (2)	47.079	27.826	1'06.154	32.556	151.710
6.	17'37.375						



MFJ承認競技会

FUN&amp;RUN! 2-Wheels



2024 FUN&amp;RUN! 2-Wheels

## ROAD STAR II/ROAD STAR EXPERT II Time Attack

2024 / 8 / 3 :



SUZUKA CIRCUIT

## 個別ラップ表

Weather :Fine

Full Course 2-Wheels(5,821m)

Track :Dry

No	39	Best Time	3'10.345	110.093 km/h
Name	川島 久弥	Total Time	16'06.452	5 Laps
Team	Low key Wise ミンミンRacing	Average Lap Time	3'10.849	
Type	Kawasaki/Ninja250SL	Today's Rank	5 / 5	
		Today's Top Time	2'52.591	121.418 km/h

Lap	Passing Time	Lap Time	Sec1	Sec2	Sec3	Sec4	km/h
				30.745	1'13.372	37.170	140.096
1.	3'23.056						
		3'10.891 (3)	50.174	30.647	1'12.735	37.335	141.449
2.	6'33.947						
		3'10.487 (2)	50.082	30.678	1'12.282	37.445	142.829
3.	9'44.434						
		<b>B 3'10.345 (1)</b>	49.636	30.511	1'12.338	37.860	141.906
4.	12'54.779						
		3'11.673 (4)	50.157	30.702	1'13.371	37.443	141.449
5.	16'06.452						



MFJ承認競技会

FUN&amp;RUN! 2-Wheels



2024 FUN&amp;RUN! 2-Wheels

## ROAD STAR II/ROAD STAR EXPERT II Time Attack

2024 / 8 / 3 :



SUZUKA CIRCUIT

## 個別ラップ表

Weather :Fine

Full Course 2-Wheels(5,821m)

Track :Dry

No	96	Best Time	2'31.734	138.107 km/h
Name	太田黒 健二	Total Time	16'52.933	5 Laps
Team	A-1SRC★SV650-2号車@ 俺黒SPL+山羊の改	Average Lap Time	2'34.511	
Type	SUZUKI/SV650S-K7	Today's Rank	1 / 1	
		Today's Top Time	2'31.734	138.107 km/h

Lap	Passing Time	Lap Time	Sec1	Sec2	Sec3	Sec4	km/h
				26.487	58.500	29.363	198.284
1.	6'34.889						
		2'41.946 (4)	42.564	27.157	1'02.921	29.304	197.838
2.	9'16.835						
		2'32.166 (2)	41.302	24.813	57.127	28.924	200.548
3.	11'49.001						
		<b>B 2'31.734 (1)</b>	41.339	24.878	56.899	28.618	199.184
4.	14'20.735						
		2'32.198 (3)	41.475	25.097	57.019	28.607	196.510
5.	16'52.933						



MFJ承認競技会

FUN&amp;RUN! 2-Wheels



2024 FUN&amp;RUN! 2-Wheels

## ROAD STAR II/ROAD STAR EXPERT II Time Attack

2024 / 8 / 3 :



SUZUKA CIRCUIT

## 個別ラップ表

Weather :Fine

Full Course 2-Wheels(5,821m)

Track :Dry

No	59	Best Time	2'34.157	135.937 km/h
Name	大竹 洋司	Total Time	11'14.812	4 Laps
Team	WHIZZ SPEED R.C	Average Lap Time	2'48.083	
Type	YAMAHA/FZR400RR-SP	Today's Rank	1 / 1	
		Today's Top Time	2'34.157	135.937 km/h

Lap	Passing Time	Lap Time	Sec1	Sec2	Sec3	Sec4	km/h
				25.754	1'00.269	30.113	189.719
1.	2'50.561						
		2'40.052 (2)	43.889	26.015	1'00.835	29.313	193.907
2.	5'30.613						
		<b>B 2'34.157 (1)</b>	41.686	24.980	58.106	29.385	188.094
3.	8'04.770						
		3'10.042 (3)	45.626	27.280	1'06.884	50.252	157.702
4.	11'14.812 Pit						



MFJ承認競技会

FUN&amp;RUN! 2-Wheels



2024 FUN&amp;RUN! 2-Wheels

## ROAD STAR II/ROAD STAR EXPERT II Time Attack

2024 / 8 / 3 :



SUZUKA CIRCUIT

## 個別ラップ表

Weather :Fine

Full Course 2-Wheels(5,821m)

Track :Dry

No	62	Best Time	2'50.430	122.957 km/h
Name	川島 隆昌	Total Time	17'29.265	6 Laps
Team	K&T	Average Lap Time	2'51.802	
Type	YAMAHA/YZF-R25	Today's Rank	1 / 1	
		Today's Top Time	2'50.430	122.957 km/h

Lap	Passing Time	Lap Time	Sec1	Sec2	Sec3	Sec4	km/h
				28.355	1'06.726	33.184	155.194
1.	3'10.255						
		2'52.263 (3)	45.860	27.852	1'05.422	33.129	156.299
2.	6'02.518						
		2'53.358 (5)	47.491	27.626	1'05.889	32.352	154.921
3.	8'55.876						
		2'52.404 (4)	45.602	27.699	1'06.511	32.592	155.745
4.	11'48.280						
		2'50.555 (2)	45.328	27.522	1'05.188	32.517	156.021
5.	14'38.835						
		<b>B 2'50.430</b> (1)	45.704	27.134	1'05.100	32.492	156.021
6.	17'29.265						





























