



JP250 4時間耐久  
ロードレース

MFJ承認競技会

**FUN&RUN! 2-Wheels**



JP250 DUNLOP OFFICIAL TYRE SUPPLIER

JP250 鈴鹿4時間耐久ロードレース ウォームアップ

2024 / 11 / 24 :



SUZUKA CIRCUIT

個別ラップ表

Weather :Fine

Full Course 2-Wheels(5,821m)

Track :Dry

No	4	Best Time	2'36.372	134.011 km/h
Name	前田/中村	Total Time	41'19.987	14 Laps
Team	HITMAN RC甲子園ヤマハ + keizy38	Average Lap Time	2'55.651	
Type	YAMAHA/YZF-R3	Today's Rank	9 / 19	
		Today's Top Time	2'29.648	140.033 km/h

No	4 (Driver1)	Best Time	2'36.372	134.011 km/h
Name	前田 誠司	Total Time	27'02.695	9 Laps
Team	HITMAN RC甲子園ヤマハ + keizy38	Average Lap Time	2'58.272	
Type	YAMAHA/YZF-R3	Today's Rank	12 / 123	
		Today's Top Time	2'29.648	140.033 km/h

No	4 (Driver2)	Best Time	2'36.695	133.735 km/h
Name	中村 敬司	Total Time	14'17.292	5 Laps
Team	HITMAN RC甲子園ヤマハ + keizy38	Average Lap Time	2'37.795	
Type	YAMAHA/YZF-R3	Today's Rank	14 / 123	
		Today's Top Time	2'29.648	140.033 km/h

Lap	Passing Time	Lap Time	Sec1	Sec2	Sec3	Sec4	km/h	Driver No
				28.081	1'04.891	30.625	189.310	1
1.	3'16.515							
2.	6'10.649	2'54.134 (10)	43.498	30.322	1'06.649	33.665	174.980	1
3.	10'14.299	4'03.650 (13)	1'11.667	42.226	1'23.236	46.521	91.120	1
4.	13'44.586	3'30.287 (11)	1'14.637	41.941	1'02.184	31.525	190.130	1
5.	16'24.117	2'39.531 (7)	43.594	26.117	1'00.356	29.464	191.373	1
6.	19'01.022	2'36.905 (4)	43.564	25.691	59.139	28.511	186.497	1
7.	21'37.394	<b>B 2'36.372</b> (1)	42.513	25.758	59.017	29.084	187.692	1
8.	24'15.693	2'38.299 (6)	42.394	26.671	1'00.605	28.629	187.692	1
9.	27'02.695	2'47.002 (9)	42.439	26.035	59.204	39.324	185.708	1
		Pit						
10.	30'48.806	3'46.111 (12)	1'43.326	26.989	1'05.601	30.195	159.130	2
11.	33'26.418	2'37.612 (5)	42.793	25.841	1'00.056	28.922	189.310	2
12.	36'06.492	2'40.074 (8)	43.260	26.592	1'00.467	29.755	188.094	2
13.	38'43.187	2'36.695 (2)	43.123	25.651	59.301	28.620	189.310	2
14.	41'19.987	2'36.800 (3)	42.974	25.799	59.128	28.899	186.894	2



JP250 4時間耐久  
ロードレース

MFJ承認競技会

**FUN&RUN! 2-Wheels**



JP250 DUNLOP OFFICIAL TYRE SUPPLIER

JP250 鈴鹿4時間耐久ロードレース ウォームアップ

2024 / 11 / 24 :



SUZUKA CIRCUIT

個別ラップ表

Weather :Fine

Full Course 2-Wheels(5,821m)

Track :Dry

No	8	Best Time	2'38.553	132.168 km/h
Name	樋口/川口	Total Time	41'57.165	10 Laps
Team	AIRWORKS GARAGE RT with EJ 速心	Average Lap Time	4'19.435	
Type	Kawasaki/ZX-25R	Today's Rank	12 / 19	
		Today's Top Time	2'29.648	140.033 km/h
No	8 (Driver1)	Best Time	2'59.318	116.863 km/h
Name	樋口 祥太	Total Time	13'55.490	4 Laps
Team	AIRWORKS GARAGE RT with EJ 速心	Average Lap Time	3'37.747	
Type	Kawasaki/ZX-25R	Today's Rank	102 / 123	
		Today's Top Time	2'29.648	140.033 km/h
No	8 (Driver2)	Best Time	2'38.553	132.168 km/h
Name	川口 篤史	Total Time	28'01.675	6 Laps
Team	AIRWORKS GARAGE RT with EJ 速心	Average Lap Time	2'41.692	
Type	Kawasaki/ZX-25R	Today's Rank	21 / 123	
		Today's Top Time	2'29.648	140.033 km/h

Lap	Passing Time	Lap Time	Sec1	Sec2	Sec3	Sec4	km/h	Driver No
				30.520	1'05.298	31.802	185.316	1
1.	3'02.247							
2.	6'01.565	2'59.318 (6)	47.082	28.914	1'05.034	38.288	183.382	1
3.	10'08.160	4'06.595 (8)	1'16.685	42.056	1'22.914	44.940	94.553	1
4.	13'55.490	3'47.330 (7)	1'16.355	42.079	1'05.450	43.446	185.316	1
		Pit						
5.	28'28.703	14'33.213 (9)	12'26.984	29.870	1'04.866	31.493	187.292	2
6.		2'47.076 (5)	47.127	27.716	1'02.023	30.210	188.498	2
7.	31'15.779	2'41.551 (3)	44.212	26.749	1'00.878	29.712	189.310	2
8.	33'57.330	2'42.363 (4)	43.907	27.701	1'00.586	30.169	188.903	2
9.	36'39.693	<b>B 2'38.553</b> (1)	43.060	26.217	59.855	29.421	189.719	2
10.	39'18.246	2'38.919 (2)	42.926	26.443	1'00.249	29.301	187.692	2
	41'57.165							



JP250 4時間耐久  
ロードレース

MFJ承認競技会

**FUN&RUN! 2-Wheels**



JP250 DUNLOP OFFICIAL TYRE SUPPLIER

JP250 鈴鹿4時間耐久ロードレース ウォームアップ

2024 / 11 / 24 :



SUZUKA CIRCUIT

個別ラップ表

Weather :Fine

Full Course 2-Wheels(5,821m)

Track :Dry

No	11	Best Time	2'29.648	140.033 km/h
Name	大久保/中村	Total Time	42'28.291	11 Laps
Team	TEAM TEC2 & YSS	Average Lap Time	2'37.657	
Type	Honda/CBR250RR	Today's Rank	1 / 19	
		Today's Top Time	2'29.648	140.033 km/h
No	11 (Driver1)	Best Time	2'29.648	140.033 km/h
Name	大久保 光	Total Time	15'44.843	6 Laps
Team	TEAM TEC2 & YSS	Average Lap Time	2'30.435	
Type	Honda/CBR250RR	Today's Rank	1 / 123	
		Today's Top Time	2'29.648	140.033 km/h
No	11 (Driver2)	Best Time	2'36.329	134.048 km/h
Name	中村 龍之介	Total Time	26'43.448	5 Laps
Team	TEAM TEC2 & YSS	Average Lap Time	2'37.931	
Type	Honda/CBR250RR	Today's Rank	10 / 123	
		Today's Top Time	2'29.648	140.033 km/h

Lap	Passing Time	Lap Time	Sec1	Sec2	Sec3	Sec4	km/h	Driver No
1.	16'11.721			27.329	1'00.420	28.968	185.708	2
2.	18'48.050	2'36.329 (6)	42.334	25.923	59.554	28.518	191.373	2
3.	21'25.196	2'37.146 (8)	42.416	25.802	58.384	30.544	191.790	2
4.	24'02.323	2'37.127 (7)	42.607	25.605	1'00.025	28.890	188.094	2
5.	26'43.448	2'41.125 (9)	42.496	25.676	59.436	33.517	186.102	2
	Pit							
6.	29'56.112	3'12.664 (10)	1'21.209	25.668	57.857	27.930	193.480	1
7.	32'26.541	2'30.429 (4)	41.256	24.750	56.916	27.507	194.767	1
8.	34'58.280	2'31.739 (5)	40.766	25.131	58.279	27.563	193.055	1
9.	37'27.928	<b>B 2'29.648</b> (1)	40.980	24.581	56.854	27.233	195.635	1
10.	39'58.324	2'30.396 (3)	40.801	25.079	56.988	27.528	195.200	1
11.	42'28.291	2'29.967 (2)	40.899	24.583	56.890	27.595	192.632	1



JP250 4時間耐久  
ロードレース

MFJ承認競技会

**FUN&RUN! 2-Wheels**



JP250 DUNLOP OFFICIAL TYRE SUPPLIER

JP250 鈴鹿4時間耐久ロードレース ウォームアップ

2024 / 11 / 24 :



SUZUKA CIRCUIT

個別ラップ表

Weather :Fine

Full Course 2-Wheels(5,821m)

Track :Dry

No	17	Best Time	2'36.288	134.083 km/h
Name	辻本/岩田	Total Time	42'21.857	14 Laps
Team	Technical Garage PLUS MOTO	Average Lap Time	3'02.201	
Type	Honda/CBR250RR	Today's Rank	7 / 19	
		Today's Top Time	2'29.648	140.033 km/h

No	17 (Driver1)	Best Time	2'37.131	133.364 km/h
Name	辻本 範行	Total Time	20'45.682	7 Laps
Team	Technical Garage PLUS MOTO	Average Lap Time	2'41.792	
Type	Honda/CBR250RR	Today's Rank	17 / 123	
		Today's Top Time	2'29.648	140.033 km/h

No	17 (Driver2)	Best Time	2'36.288	134.083 km/h
Name	岩田 凌吾	Total Time	21'36.175	7 Laps
Team	Technical Garage PLUS MOTO	Average Lap Time	3'07.156	
Type	Honda/CBR250RR	Today's Rank	9 / 123	
		Today's Top Time	2'29.648	140.033 km/h

Lap	Passing Time	Lap Time	Sec1	Sec2	Sec3	Sec4	km/h	Driver No
				27.349	1'00.878	28.904	187.292	2
1.	2'53.234							
2.	6'00.748	3'07.514 (10)	42.930	26.128	1'13.175	45.281	102.497	2
3.	10'07.415	4'06.667 (12)	1'16.949	41.758	1'23.030	44.930	90.932	2
4.	13'37.584	3'30.169 (11)	1'16.772	41.803	1'01.882	29.712	186.894	2
5.	16'16.247	2'38.663 (3)	43.677	26.257	1'00.034	28.695	187.692	2
6.	18'52.535	<b>B 2'36.288</b> (1)	42.436	25.779	59.425	28.648	189.719	2
7.	21'36.175	2'43.640 (8)	42.898	26.229	59.802	34.711	188.094	2
		Pit						
8.	26'11.101	4'34.926 (13)	2'35.730	27.036	1'02.070	30.090	181.113	1
9.	28'50.712	2'39.611 (4)	43.359	26.464	1'00.274	29.514	180.741	1
10.	31'31.703	2'40.991 (7)	43.815	27.088	1'00.966	29.122	184.538	1
11.	34'11.432	2'39.729 (5)	43.127	26.570	1'00.756	29.276	183.382	1
12.	36'48.563	2'37.131 (2)	42.521	25.690	59.528	29.392	189.310	1
13.	39'41.961	2'53.398 (9)	44.278	29.345	1'10.244	29.531	176.386	1
14.	42'21.857	2'39.896 (6)	42.996	26.470	1'00.911	29.519	181.863	1



JP250 4時間耐久  
ロードレース

MFJ承認競技会

FUN&RUN! 2-Wheels



JP250 DUNLOP OFFICIAL TYRE SUPPLIER

JP250 鈴鹿4時間耐久ロードレース ウォームアップ

2024 / 11 / 24 :



SUZUKA CIRCUIT

個別ラップ表

Weather :Fine

Full Course 2-Wheels(5,821m)

Track :Dry

No	18	Best Time	2'35.838	134.470 km/h
Name	阿部/渡部	Total Time	41'09.327	14 Laps
Team	PJ1・あべスピ・ヤマハ・ガレージL8	Average Lap Time	2'55.502	
Type	YAMAHA/YZF-R3	Today's Rank	6 / 19	
		Today's Top Time	2'29.648	140.033 km/h
No	18 (Driver1)	Best Time	2'39.048	131.756 km/h
Name	阿部 徹郎	Total Time	11'28.267	4 Laps
Team	PJ1・あべスピ・ヤマハ・ガレージL8	Average Lap Time	2'39.498	
Type	YAMAHA/YZF-R3	Today's Rank	24 / 123	
		Today's Top Time	2'29.648	140.033 km/h
No	18 (Driver2)	Best Time	2'35.838	134.470 km/h
Name	渡部 裕貴	Total Time	29'41.060	10 Laps
Team	PJ1・あべスピ・ヤマハ・ガレージL8	Average Lap Time	2'57.029	
Type	YAMAHA/YZF-R3	Today's Rank	8 / 123	
		Today's Top Time	2'29.648	140.033 km/h

Lap	Passing Time	Lap Time	Sec1	Sec2	Sec3	Sec4	km/h	Driver No
1.	3'07.792			30.565	1'03.336	32.363	186.102	2
2.	6'01.802	2'54.010 (10)	44.405	27.414	1'03.879	38.312	178.537	2
3.	10'08.644	4'06.842 (13)	1'16.715	41.986	1'22.983	45.158	99.142	2
4.	13'38.632	3'29.988 (12)	1'16.107	41.955	1'01.994	29.932	183.000	2
5.	16'18.449	2'39.817 (5)	43.533	26.219	1'00.186	29.879	191.373	2
6.	18'55.657	2'37.208 (2)	42.846	26.085	59.358	28.919	188.903	2
7.	21'37.599	2'41.942 (8)	44.577	26.533	59.514	31.318	189.310	2
8.	24'17.426	2'39.827 (6)	42.891	26.333	1'01.145	29.458	188.903	2
9.	26'53.264	<b>B 2'35.838</b> (1)	42.404	25.689	58.735	29.010	190.130	2
10.	29'41.060	2'47.796 (9)	43.713	25.942	59.114	39.027	187.692	2
11.	33'10.831	Pit 3'29.771 (11)	1'33.414	27.298	59.772	29.287	188.903	1
12.	35'51.173	2'40.342 (7)	43.965	26.414	1'00.453	29.510	184.538	1
13.	38'30.221	2'39.048 (3)	43.599	26.208	59.921	29.320	185.708	1
14.	41'09.327	2'39.106 (4)	43.598	26.217	59.931	29.360	186.497	1



JP250 4時間耐久  
ロードレース

MFJ承認競技会

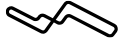
**FUN&RUN! 2-Wheels**



JP250 DUNLOP OFFICIAL TYRE SUPPLIER

JP250 鈴鹿4時間耐久ロードレース ウォームアップ

2024 / 11 / 24 :



SUZUKA CIRCUIT

個別ラップ表

Weather :Fine

Full Course 2-Wheels(5,821m)

Track :Dry

No	19	Best Time	2'36.371	134.012 km/h
Name	Techin/Noprutpong/Napat	Total Time	41'03.132	14 Laps
Team	Honda Racing Thailand with SIRacing	Average Lap Time	2'56.768	
Type	Honda/CBR250RR	Today's Rank	8 / 19	
		Today's Top Time	2'29.648	140.033 km/h
No	19 (Driver1)	Best Time	2'37.381	133.152 km/h
Name	Techin In-aphai	Total Time	16'44.458	6 Laps
Team	Honda Racing Thailand with SIRacing	Average Lap Time	2'38.220	
Type	Honda/CBR250RR	Today's Rank	18 / 123	
		Today's Top Time	2'29.648	140.033 km/h
No	19 (Driver2)	Best Time	2'36.371	134.012 km/h
Name	Noprutpong Bunprawes	Total Time	24'18.674	8 Laps
Team	Honda Racing Thailand with SIRacing	Average Lap Time	3'04.790	
Type	Honda/CBR250RR	Today's Rank	11 / 123	
		Today's Top Time	2'29.648	140.033 km/h
No	19 (Driver3)	Best Time		km/h
Name	Napat Jatoom	Total Time		Laps
Team	Honda Racing Thailand with SIRacing	Average Lap Time		
Type	Honda/CBR250RR	Today's Rank		
		Today's Top Time	2'29.648	140.033 km/h

Lap	Passing Time	Lap Time	Sec1	Sec2	Sec3	Sec4	km/h	Driver No
				27.523	1'02.811	30.166	174.632	2
1.	2'45.139							
		3'14.709 (10)	43.251	26.306	1'19.376	45.776	99.705	2
2.	5'59.848							
		4'06.898 (13)	1'16.698	41.700	1'22.796	45.704	98.475	2
3.	10'06.746							
		3'30.115 (11)	1'16.471	42.141	1'01.575	29.928	183.000	2
4.	13'36.861							
		2'39.956 (8)	43.260	26.835	1'00.675	29.186	184.926	2
5.	16'16.817							
		<b>B 2'36.371</b> (1)	42.261	26.028	59.131	28.951	191.790	2
6.	18'53.188							
		2'37.857 (3)	42.456	26.776	59.130	29.495	189.719	2
7.	21'31.045							
		2'47.629 (9)	44.028	26.551	1'00.919	36.131	185.316	2
8.	24'18.674	Pit						
		3'33.355 (12)	1'36.720	26.513	1'01.051	29.071	183.382	1
9.	27'52.029							
		2'38.406 (6)	43.540	26.350	59.531	28.985	187.692	1
10.	30'30.435							
		2'39.325 (7)	44.096	26.619	59.775	28.835	185.708	1
11.	33'09.760							
		2'37.979 (4)	43.005	26.593	59.639	28.742	184.538	1
12.	35'47.739							
		2'37.381 (2)	43.157	26.221	59.094	28.909	186.102	1
13.	38'25.120							
		2'38.012 (5)	42.949	26.328	59.755	28.980	187.292	1
14.	41'03.132							



JP250 4時間耐久  
ロードレース

MFJ承認競技会

**FUN&RUN! 2-Wheels**



JP250 DUNLOP OFFICIAL TYRE SUPPLIER

JP250 鈴鹿4時間耐久ロードレース ウォームアップ

2024 / 11 / 24 :



SUZUKA CIRCUIT

個別ラップ表

Weather :Fine

Full Course 2-Wheels(5,821m)

Track :Dry

No	22	Best Time	2'32.461	137.449 km/h
Name	土岩/山中	Total Time	42'41.898	11 Laps
Team	SHIN RIDING SERVICE&備前精機	Average Lap Time	2'44.428	
Type	Honda/CBR250RR	Today's Rank	3 / 19	
		Today's Top Time	2'29.648	140.033 km/h
No	22 (Driver1)	Best Time	2'35.463	134.795 km/h
Name	土岩 直人	Total Time	26'08.944	5 Laps
Team	SHIN RIDING SERVICE&備前精機	Average Lap Time	2'42.833	
Type	Honda/CBR250RR	Today's Rank	7 / 123	
		Today's Top Time	2'29.648	140.033 km/h
No	22 (Driver2)	Best Time	2'32.461	137.449 km/h
Name	山中 将基	Total Time	16'32.954	6 Laps
Team	SHIN RIDING SERVICE&備前精機	Average Lap Time	2'35.908	
Type	Honda/CBR250RR	Today's Rank	3 / 123	
		Today's Top Time	2'29.648	140.033 km/h

Lap	Passing Time	Lap Time	Sec1	Sec2	Sec3	Sec4	km/h	Driver No
1.	15'17.610			26.465	1'00.517	30.219	189.719	1
2.	17'56.610	2'39.000 (7)	43.178	26.094	1'00.438	29.290	190.130	1
3.	20'32.073	2'35.463 (5)	42.211	25.836	58.866	28.550	189.719	1
4.	23'07.774	2'35.701 (6)	42.368	25.722	59.008	28.603	190.130	1
5.	26'08.944	3'01.170 (9)	45.536	25.727	59.990	49.917	148.881	1
		Pit						
6.	29'42.355	3'33.411 (10)	1'40.543	25.585	59.012	28.271	192.210	2
7.	32'14.923	2'32.568 (2)	41.375	25.186	58.132	27.875	190.957	2
8.	34'48.670	2'33.747 (4)	41.979	25.196	58.388	28.184	188.498	2
9.	37'22.139	2'33.469 (3)	41.321	25.260	58.783	28.105	190.130	2
10.	39'54.600	<b>B 2'32.461</b> (1)	41.129	25.297	57.958	28.077	189.310	2
11.	42'41.898	2'47.298 (8)	41.750	26.072	1'00.283	39.193	190.130	2
		Pit						



JP250 4時間耐久  
ロードレース

MFJ承認競技会

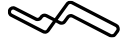
**FUN&RUN! 2-Wheels**



JP250 DUNLOP OFFICIAL TYRE SUPPLIER

JP250 鈴鹿4時間耐久ロードレース ウォームアップ

2024 / 11 / 24 :



SUZUKA CIRCUIT

個別ラップ表

Weather :Fine

Full Course 2-Wheels(5,821m)

Track :Dry

No	33	Best Time	2'33.555	136.470 km/h
Name	鈴木/植月/鈴木	Total Time	41'20.551	13 Laps
Team	M-support三木物流	Average Lap Time	3'08.392	
Type	Honda/CBR250RR	Today's Rank	4 / 19	
		Today's Top Time	2'29.648	140.033 km/h
No	33 (Driver1)	Best Time	2'33.555	136.470 km/h
Name	鈴木 大空翔	Total Time	21'17.156	6 Laps
Team	M-support三木物流	Average Lap Time	3'31.463	
Type	Honda/CBR250RR	Today's Rank	4 / 123	
		Today's Top Time	2'29.648	140.033 km/h
No	33 (Driver2)	Best Time	2'36.546	133.862 km/h
Name	植月 永久	Total Time	20'03.395	7 Laps
Team	M-support三木物流	Average Lap Time	2'38.567	
Type	Honda/CBR250RR	Today's Rank	13 / 123	
		Today's Top Time	2'29.648	140.033 km/h
No	33 (Driver3)	Best Time		km/h
Name	鈴木 未来翔	Total Time		Laps
Team	M-support三木物流	Average Lap Time		
Type	Honda/CBR250RR	Today's Rank		
		Today's Top Time	2'29.648	140.033 km/h

Lap	Passing Time	Lap Time	Sec1	Sec2	Sec3	Sec4	km/h	Driver No
				27.417	1'00.502	29.534	188.903	1
1.	3'39.838							
		2'54.818 (9)	42.522	30.790	1'08.380	33.126	150.669	1
2.	6'34.656							
		3'53.028 (10)	55.184	44.375	1'19.722	53.747	61.042	1
3.	10'27.684	Pit						
		5'30.425 (12)	3'38.511	25.531	58.447	27.936	188.094	1
4.	15'58.109							
		<b>B 2'33.555</b> (1)	41.513	24.797	57.928	29.317	190.130	1
5.	18'31.664							
		2'45.492 (8)	42.407	26.043	59.193	37.849	188.903	1
6.	21'17.156	Pit						
		4'11.990 (11)	2'11.290	27.976	1'01.608	31.116	187.292	2
7.	25'29.146							
		2'40.556 (7)	44.076	26.552	1'00.381	29.547	184.538	2
8.	28'09.702							
		2'38.280 (3)	42.955	25.801	59.908	29.616	186.102	2
9.	30'47.982							
		2'38.331 (4)	42.930	26.076	59.424	29.901	186.497	2
10.	33'26.313							
		2'38.936 (6)	42.890	26.244	59.947	29.855	186.894	2
11.	36'05.249							
		2'38.756 (5)	43.526	26.343	59.518	29.369	185.316	2
12.	38'44.005							
		2'36.546 (2)	42.406	25.828	59.105	29.207	186.894	2
13.	41'20.551							





JP250 4時間耐久  
ロードレース

MFJ承認競技会

**FUN&RUN! 2-Wheels**



JP250 DUNLOP OFFICIAL TYRE SUPPLIER

JP250 鈴鹿4時間耐久ロードレース ウォームアップ

2024 / 11 / 24 :



SUZUKA CIRCUIT

個別ラップ表

Weather :Fine

Full Course 2-Wheels(5,821m)

Track :Dry

No	34	Best Time	2'47.732	124.935 km/h
Name	河原林/上原	Total Time	33'37.496	10 Laps
Team	山科カワサキKEN RT KARBAR&マテリアル&しゅー	Average Lap Time	3'23.016	
Type	Kawasaki/ZX-25R	Today's Rank	18 / 19	
		Today's Top Time	2'29.648	140.033 km/h

No	34 (Driver1)	Best Time	2'47.732	124.935 km/h
Name	河原林 猛	Total Time	12'58.861	4 Laps
Team	山科カワサキKEN RT KARBAR&マテリアル&しゅー	Average Lap Time	2'50.666	
Type	Kawasaki/ZX-25R	Today's Rank	66 / 123	
		Today's Top Time	2'29.648	140.033 km/h

No	34 (Driver2)	Best Time	2'57.300	118.193 km/h
Name	上原 純一	Total Time	20'38.635	6 Laps
Team	山科カワサキKEN RT KARBAR&マテリアル&しゅー	Average Lap Time	3'29.657	
Type	Kawasaki/ZX-25R	Today's Rank	101 / 123	
		Today's Top Time	2'29.648	140.033 km/h

Lap	Passing Time	Lap Time	Sec1	Sec2	Sec3	Sec4	km/h	Driver No
1.	3'10.346			32.895	1'09.398	33.566	168.276	2
2.	6'07.646	2'57.300 (4)	47.820	30.437	1'06.609	32.434	181.863	2
3.	10'10.800	4'03.154 (8)	1'13.342	42.047	1'23.135	44.630	95.375	2
4.	13'49.025	3'38.225 (6)	1'16.467	42.529	1'07.046	32.183	180.000	2
5.	16'48.926	2'59.901 (5)	46.919	28.763	1'05.284	38.935	180.370	2
	Pit							
6.	21'15.789	4'26.863 (9)	2'20.635	28.992	1'05.660	31.576	181.863	1
7.	24'04.692	2'48.903 (2)	46.151	28.215	1'03.755	30.782	183.766	1
8.	26'52.424	<b>B 2'47.732</b> (1)	45.300	27.779	1'03.738	30.915	183.382	1
9.	29'47.787	2'55.363 (3)	45.006	27.182	1'03.149	40.026	182.620	1
	Pit							
10.	33'37.496	3'49.709 (7)	1'36.800	29.540	1'03.844	39.525	182.241	2
	Pit							



JP250 4時間耐久  
ロードレース

MFJ承認競技会

**FUN&RUN! 2-Wheels**



JP250 DUNLOP OFFICIAL TYRE SUPPLIER

JP250 鈴鹿4時間耐久ロードレース ウォームアップ

2024 / 11 / 24 :



SUZUKA CIRCUIT

個別ラップ表

Weather :Fine

Full Course 2-Wheels(5,821m)

Track :Dry

No	47	Best Time	2'36.759	133.680 km/h
Name	平城/中山/曾我	Total Time	41'39.101	10 Laps
Team	PROGRESSガレージハラダ姫路	Average Lap Time	2'48.260	
Type	Kawasaki/ZX-25R	Today's Rank	10 / 19	
		Today's Top Time	2'29.648	140.033 km/h
No	47 (Driver1)	Best Time	2'36.759	133.680 km/h
Name	平城 雄飛	Total Time	27'10.285	5 Laps
Team	PROGRESSガレージハラダ姫路	Average Lap Time	2'41.383	
Type	Kawasaki/ZX-25R	Today's Rank	15 / 123	
		Today's Top Time	2'29.648	140.033 km/h
No	47 (Driver2)	Best Time	2'41.510	129.748 km/h
Name	中山 智博	Total Time	14'28.816	5 Laps
Team	PROGRESSガレージハラダ姫路	Average Lap Time	2'42.357	
Type	Kawasaki/ZX-25R	Today's Rank	35 / 123	
		Today's Top Time	2'29.648	140.033 km/h
No	47 (Driver3)	Best Time		km/h
Name	曾我 亘	Total Time		Laps
Team	PROGRESSガレージハラダ姫路	Average Lap Time		
Type	Kawasaki/ZX-25R	Today's Rank		
		Today's Top Time	2'29.648	140.033 km/h

Lap	Passing Time	Lap Time	Sec1	Sec2	Sec3	Sec4	km/h	Driver No
1.	16'24.753			26.668	59.287	28.972	190.957	1
2.	19'02.151	2'37.398 (2)	43.775	26.132	58.717	28.774	190.542	1
3.	21'38.910	<b>B 2'36.759</b> (1)	42.510	26.631	58.820	28.798	190.130	1
4.	24'17.750	2'38.840 (3)	42.332	26.444	1'01.107	28.957	193.055	1
5.	27'10.285	2'52.535 (8)	43.063	25.900	1'00.993	42.579	181.488	1
6.	30'49.673	Pit 3'39.388 (9)	1'35.447	29.169	1'03.551	31.221	185.708	2
7.	33'31.270	2'41.597 (5)	44.167	26.383	1'01.347	29.700	187.292	2
8.	36'12.780	2'41.510 (4)	43.936	26.550	1'01.119	29.905	188.094	2
9.	38'56.708	2'43.928 (7)	45.974	26.949	1'01.306	29.699	187.692	2
10.	41'39.101	2'42.393 (6)	44.002	26.594	1'01.227	30.570	186.497	2



JP250 4時間耐久  
ロードレース

MFJ承認競技会

**FUN&RUN! 2-Wheels**



JP250 DUNLOP OFFICIAL TYRE SUPPLIER

JP250 鈴鹿4時間耐久ロードレース ウォームアップ

2024 / 11 / 24 :



SUZUKA CIRCUIT

個別ラップ表

Weather :Fine

Full Course 2-Wheels(5,821m)

Track :Dry

No	48	Best Time	2'40.582	130.498 km/h
Name	里/橋野	Total Time	37'43.158	12 Laps
Team	teamEBATA&H-make&PowerOneStop	Average Lap Time	3'05.772	
Type	Honda/CBR250RR	Today's Rank	14 / 19	
		Today's Top Time	2'29.648	140.033 km/h

No	48 (Driver1)	Best Time	2'40.582	130.498 km/h
Name	里 実	Total Time	18'02.998	6 Laps
Team	teamEBATA&H-make&PowerOneStop	Average Lap Time	2'43.653	
Type	Honda/CBR250RR	Today's Rank	31 / 123	
		Today's Top Time	2'29.648	140.033 km/h

No	48 (Driver2)	Best Time	2'48.961	124.026 km/h
Name	橋野 喜也	Total Time	19'40.160	6 Laps
Team	teamEBATA&H-make&PowerOneStop	Average Lap Time	3'12.099	
Type	Honda/CBR250RR	Today's Rank	69 / 123	
		Today's Top Time	2'29.648	140.033 km/h

Lap	Passing Time	Lap Time	Sec1	Sec2	Sec3	Sec4	km/h	Driver No
1.	3'39.663			30.580	1'06.070	30.704	182.241	2
2.	6'35.635	2'55.972 (8)	45.411	29.167	1'07.766	33.628	139.873	2
3.	10'23.077	3'47.442 (10)	54.616	44.193	1'19.920	48.713	64.779	2
4.	13'57.274	3'34.197 (9)	1'13.549	43.608	1'06.376	30.664	187.292	2
5.	16'46.235	2'48.961 (5)	45.942	28.558	1'03.308	31.153	186.894	2
6.	19'40.160	2'53.925 (7)	44.986	27.700	1'03.713	37.526	179.632	2
7.	24'04.891	4'24.731 (11)	2'25.040	27.381	1'02.568	29.742	185.708	1
8.	26'45.771	2'40.880 (2)	44.012	26.566	1'00.764	29.538	183.766	1
9.	29'26.992	2'41.221 (3)	43.343	27.635	1'01.136	29.107	186.102	1
10.	32'07.574	<b>B 2'40.582</b> (1)	43.024	26.633	1'00.195	30.730	187.692	1
11.	34'50.358	2'42.784 (4)	43.247	26.454	1'03.626	29.457	181.863	1
12.	37'43.158	2'52.800 (6)	43.670	27.309	1'00.390	41.431	187.292	1



JP250 4時間耐久  
ロードレース

MFJ承認競技会

FUN&RUN! 2-Wheels



JP250 DUNLOP OFFICIAL TYRE SUPPLIER

JP250 鈴鹿4時間耐久ロードレース ウォームアップ

2024 / 11 / 24 :



SUZUKA CIRCUIT

個別ラップ表

Weather :Fine

Full Course 2-Wheels(5,821m)

Track :Dry

No	51	Best Time	2'43.689	128.021 km/h
Name	林/樋口/澤井	Total Time	41'48.769	11 Laps
Team	T・モキッス* & モトクラッシュ! 中日本自動車短大シセツ	Average Lap Time	3'41.532	
Type	YAMAHA/YZF-R3	Today's Rank	16 / 19	
		Today's Top Time	2'29.648	140.033 km/h
No	51 (Driver1)	Best Time	2'43.689	128.021 km/h
Name	林 規夫	Total Time	9'26.447	3 Laps
Team	T・モキッス* & モトクラッシュ! 中日本自動車短大シセツ	Average Lap Time	2'50.226	
Type	YAMAHA/YZF-R3	Today's Rank	44 / 123	
		Today's Top Time	2'29.648	140.033 km/h
No	51 (Driver2)	Best Time	2'49.159	123.881 km/h
Name	樋口 幸博	Total Time	32'22.322	8 Laps
Team	T・モキッス* & モトクラッシュ! 中日本自動車短大シセツ	Average Lap Time	3'55.553	
Type	YAMAHA/YZF-R3	Today's Rank	71 / 123	
		Today's Top Time	2'29.648	140.033 km/h
No	51 (Driver3)	Best Time		km/h
Name	澤井 辰彦	Total Time		Laps
Team	T・モキッス* & モトクラッシュ! 中日本自動車短大シセツ	Average Lap Time		
Type	YAMAHA/YZF-R3	Today's Rank		
		Today's Top Time	2'29.648	140.033 km/h

Lap	Passing Time	Lap Time	Sec1	Sec2	Sec3	Sec4	km/h	Driver No
1.	4'53.447			28.616	1'04.594	40.392	173.941	2
2.	8'06.074	3'12.627 (6)	50.920	30.231	1'09.434	42.042	139.873	2
3.	12'15.313	Pit	4'09.239 (8)	1'11.306	43.821	1'28.861	81.484	2
4.	15'26.138	3'10.825 (5)	1'07.897	28.456	1'02.990	31.482	177.097	2
5.	18'15.297	2'49.159 (2)	45.120	28.497	1'03.680	31.862	171.898	2
6.	21'16.478	Pit	3'01.181 (4)	45.491	28.010	1'02.905	176.032	2
7.	25'02.472	3'45.994 (7)	1'44.316	27.637	1'03.441	30.600	184.151	1
8.	27'46.161	<b>B 2'43.689</b> (1)	45.514	27.224	1'01.313	29.638	186.894	1
9.	30'42.925	Pit	2'56.764 (3)	43.643	26.662	1'02.366	160.585	1
10.	36'58.337	Pit	6'15.412 (10)	3'43.432	32.893	1'10.345	144.950	2
11.	41'48.769	4'50.432 (9)	2'45.823	27.988	1'05.362	31.259	169.249	2



JP250 4時間耐久  
ロードレース

MFJ承認競技会

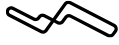
**FUN&RUN! 2-Wheels**



JP250 DUNLOP OFFICIAL TYRE SUPPLIER

JP250 鈴鹿4時間耐久ロードレース ウォームアップ

2024 / 11 / 24 :



SUZUKA CIRCUIT

個別ラップ表

Weather :Fine

Full Course 2-Wheels(5,821m)

Track :Dry

No	59	Best Time	2'44.503	127.387 km/h
Name	落合/落合/中澤	Total Time	42'22.916	13 Laps
Team	TEAM ATSU+speedHeart+DFR	Average Lap Time	3'07.473	
Type	Honda/CBR250RR	Today's Rank	17 / 19	
		Today's Top Time	2'29.648	140.033 km/h
No	59 (Driver1)	Best Time	2'44.503	127.387 km/h
Name	落合 勝	Total Time	14'41.355	5 Laps
Team	TEAM ATSU+speedHeart+DFR	Average Lap Time	2'45.953	
Type	Honda/CBR250RR	Today's Rank	46 / 123	
		Today's Top Time	2'29.648	140.033 km/h
No	59 (Driver2)	Best Time	3'01.989	115.148 km/h
Name	落合 咲翔	Total Time	27'41.561	8 Laps
Team	TEAM ATSU+speedHeart+DFR	Average Lap Time	3'15.475	
Type	Honda/CBR250RR	Today's Rank	109 / 123	
		Today's Top Time	2'29.648	140.033 km/h
No	59 (Driver3)	Best Time		km/h
Name	中澤 孝之	Total Time		Laps
Team	TEAM ATSU+speedHeart+DFR	Average Lap Time		
Type	Honda/CBR250RR	Today's Rank		
		Today's Top Time	2'29.648	140.033 km/h

Lap	Passing Time	Lap Time	Sec1	Sec2	Sec3	Sec4	km/h	Driver No
1.	4'53.234			31.630	1'11.497	42.170	142.366	2
2.	8'05.515	3'12.281 (10)	50.824	30.162	1'09.433	41.862	132.090	2
3.	12'13.474	4'07.959 (12)	1'11.525	43.727	1'28.653	44.054	78.851	2
4.	15'22.041	3'08.567 (8)	51.664	31.123	1'10.969	34.811	180.000	2
5.	18'24.030	3'01.989 (5)	50.073	30.180	1'07.976	33.760	183.382	2
6.	21'26.229	3'02.199 (6)	50.311	30.318	1'07.798	33.772	181.488	2
7.	24'30.243	3'04.014 (7)	48.579	30.492	1'11.363	33.580	183.382	2
8.	27'41.561	3'11.318 (9)	48.996	29.717	1'08.289	44.316	161.471	2
9.	31'19.101	3'37.540 (11)	1'34.086	28.812	1'03.588	31.054	180.741	1
10.	34'05.149	2'46.048 (3)	44.991	27.828	1'02.527	30.702	183.000	1
11.	36'49.652	<b>B 2'44.503</b> (1)	44.499	27.201	1'02.167	30.636	181.488	1
12.	39'37.913	2'48.261 (4)	47.739	27.496	1'02.650	30.376	181.863	1
13.	42'22.916	2'45.003 (2)	44.403	27.505	1'02.230	30.865	180.370	1



JP250 4時間耐久  
ロードレース

MFJ承認競技会

**FUN&RUN! 2-Wheels**



JP250 DUNLOP OFFICIAL TYRE SUPPLIER

JP250 鈴鹿4時間耐久ロードレース ウォームアップ

2024 / 11 / 24 :



SUZUKA CIRCUIT

個別ラップ表

Weather :Fine

Full Course 2-Wheels(5,821m)

Track :Dry

No	77	Best Time	2'39.606	131.296 km/h
Name	滋野/吉澤/鈴木	Total Time	38'15.524	12 Laps
Team	チームフライングドルフィン&ペンタグラムwith 三東工業社	Average Lap Time	3'09.810	
Type	YAMAHA/YZF-R3	Today's Rank	13 / 19	
		Today's Top Time	2'29.648	140.033 km/h
No	77 (Driver1)	Best Time	2'54.945	119.784 km/h
Name	滋野 敬直	Total Time	22'52.999	7 Laps
Team	チームフライングドルフィン&ペンタグラムwith 三東工業社	Average Lap Time	3'14.231	
Type	YAMAHA/YZF-R3	Today's Rank	94 / 123	
		Today's Top Time	2'29.648	140.033 km/h
No	77 (Driver2)	Best Time	2'39.606	131.296 km/h
Name	吉澤 隆	Total Time	15'22.525	5 Laps
Team	チームフライングドルフィン&ペンタグラムwith 三東工業社	Average Lap Time	2'46.293	
Type	YAMAHA/YZF-R3	Today's Rank	27 / 123	
		Today's Top Time	2'29.648	140.033 km/h
No	77 (Driver3)	Best Time		km/h
Name	鈴木 正胤	Total Time		Laps
Team	チームフライングドルフィン&ペンタグラムwith 三東工業社	Average Lap Time		
Type	YAMAHA/YZF-R3	Today's Rank		
		Today's Top Time	2'29.648	140.033 km/h

Lap	Passing Time	Lap Time	Sec1	Sec2	Sec3	Sec4	km/h	Driver No
1.	3'27.611			31.503	1'07.355	33.062	178.900	1
2.	6'29.683	3'02.072 (7)	48.444	30.405	1'09.132	34.091	167.314	1
3.	10'19.459	3'49.776 (10)	57.548	43.528	1'21.133	47.567	72.059	1
4.	13'55.773	3'36.314 (9)	1'14.852	42.972	1'06.396	32.094	182.241	1
5.	16'52.053	2'56.280 (5)	47.081	30.535	1'05.181	33.483	183.000	1
6.	19'46.998	2'54.945 (4)	47.527	29.259	1'05.767	32.392	181.113	1
7.	22'52.999	3'06.001 (8)	47.892	29.036	1'06.238	42.835	174.980	1
8.	27'10.349	4'17.350 (11)	2'18.209	27.644	1'01.336	30.161	181.113	2
9.	29'51.676	2'41.327 (2)	43.993	26.707	1'00.554	30.073	181.113	2
10.	32'31.282	<b>B 2'39.606</b> (1)	43.704	26.594	1'00.023	29.285	180.370	2
11.	35'13.807	2'42.525 (3)	45.113	26.849	1'01.060	29.503	179.265	2
12.	38'15.524	3'01.717 (6)	43.762	26.597	1'01.893	49.465	168.923	2



JP250 4時間耐久  
ロードレース

MFJ承認競技会

**FUN&RUN! 2-Wheels**



JP250 DUNLOP OFFICIAL TYRE SUPPLIER

JP250 鈴鹿4時間耐久ロードレース ウォームアップ

2024 / 11 / 24 :



SUZUKA CIRCUIT

個別ラップ表

Weather :Fine

Track :Dry

Full Course 2-Wheels(5,821m)

No	78	Best Time	2'41.029	130.136 km/h
Name	平城/栗田	Total Time	40'30.186	13 Laps
Team	立秋モーターズRC甲子園ファンファクトリー	Average Lap Time	3'03.221	
Type	YAMAHA/YZF-R3	Today's Rank	15 / 19	
		Today's Top Time	2'29.648	140.033 km/h

No	78 (Driver1)	Best Time	2'46.494	125.864 km/h
Name	平城 彰雄	Total Time	22'30.985	7 Laps
Team	立秋モーターズRC甲子園ファンファクトリー	Average Lap Time	3'06.576	
Type	YAMAHA/YZF-R3	Today's Rank	61 / 123	
		Today's Top Time	2'29.648	140.033 km/h

No	78 (Driver2)	Best Time	2'41.029	130.136 km/h
Name	栗田 学	Total Time	17'59.201	6 Laps
Team	立秋モーターズRC甲子園ファンファクトリー	Average Lap Time	2'42.907	
Type	YAMAHA/YZF-R3	Today's Rank	33 / 123	
		Today's Top Time	2'29.648	140.033 km/h

Lap	Passing Time	Lap Time	Sec1	Sec2	Sec3	Sec4	km/h	Driver No
				31.395	1'05.204	31.769	181.488	1
1.	3'51.527							
2.	6'47.665	2'56.138 (8)	48.989	28.989	1'05.455	32.705	179.265	1
3.	10'27.059	3'39.394 (11)	47.028	42.778	1'19.214	50.374	80.000	1
4.	13'59.034	3'31.975 (10)	1'11.845	43.266	1'05.611	31.253	184.538	1
5.	16'47.807	2'48.773 (7)	45.162	28.073	1'04.051	31.487	184.538	1
6.	19'34.301	2'46.494 (6)	44.990	28.364	1'02.748	30.392	183.000	1
7.	22'30.985	2'56.684 (9)	45.061	27.620	1'03.089	40.914	174.286	1
		Pit						
8.	26'55.649	4'24.664 (12)	2'22.988	28.110	1'02.327	31.239	187.692	2
9.	29'40.420	2'44.771 (5)	44.799	27.384	1'02.399	30.189	184.926	2
10.	32'22.103	2'41.683 (2)	43.844	26.920	1'01.325	29.594	183.382	2
11.	35'05.238	2'43.135 (3)	43.917	27.025	1'02.250	29.943	187.292	2
12.	37'49.157	2'43.919 (4)	45.025	27.433	1'01.961	29.500	182.241	2
13.	40'30.186	<b>B 2'41.029</b> (1)	43.607	26.758	1'01.053	29.611	181.488	2



JP250 4時間耐久  
ロードレース

MFJ承認競技会

**FUN&RUN! 2-Wheels**



JP250 DUNLOP OFFICIAL TYRE SUPPLIER

JP250 鈴鹿4時間耐久ロードレース ウォームアップ

2024 / 11 / 24 :



SUZUKA CIRCUIT

個別ラップ表

Weather :Fine

Full Course 2-Wheels(5,821m)

Track :Dry

No	96	Best Time	<b>2'36.818</b>	<b>133.630</b> km/h
Name	栗原/丹羽	Total Time	<b>42'13.695</b>	14 Laps
Team	M-Factory RT @NIWA ENGINEERING	Average Lap Time	<b>2'58.735</b>	
Type	Honda/CBR250RR	Today's Rank	11 / 19	
		Today's Top Time	<b>2'29.648</b>	<b>140.033</b> km/h
No	96 (Driver1)	Best Time	<b>2'54.253</b>	<b>120.260</b> km/h
Name	栗原 仁	Total Time	<b>20'02.594</b>	6 Laps
Team	M-Factory RT @NIWA ENGINEERING	Average Lap Time	<b>3'18.492</b>	
Type	Honda/CBR250RR	Today's Rank	91 / 123	
		Today's Top Time	<b>2'29.648</b>	<b>140.033</b> km/h
No	96 (Driver2)	Best Time	<b>2'36.818</b>	<b>133.630</b> km/h
Name	丹羽 貴大	Total Time	<b>22'11.101</b>	8 Laps
Team	M-Factory RT @NIWA ENGINEERING	Average Lap Time	<b>2'38.930</b>	
Type	Honda/CBR250RR	Today's Rank	16 / 123	
		Today's Top Time	<b>2'29.648</b>	<b>140.033</b> km/h

Lap	Passing Time	Lap Time	Sec1	Sec2	Sec3	Sec4	km/h	Driver No
1.	3'30.133			31.864	1'09.180	33.102	173.941	1
2.	6'31.637	3'01.504 (9)	48.606	30.268	1'08.355	34.275	175.329	1
3.	10'21.544	3'49.907 (13)	56.590	44.205	1'20.486	48.626	69.274	1
4.	14'02.620	3'41.076 (12)	1'13.921	45.341	1'09.386	32.428	178.537	1
5.	16'56.873	2'54.253 (8)	46.774	28.829	1'05.927	32.723	176.386	1
6.	20'02.594	3'05.721 (10)	48.273	28.753	1'05.802	42.893	172.235	1
7.	23'41.182	3'38.588 (11)	1'37.729	27.953	1'02.381	30.525	180.000	2
8.	26'23.182	2'42.000 (7)	44.604	26.780	1'01.135	29.481	182.241	2
9.	29'02.858	2'39.676 (5)	43.544	26.849	1'00.373	28.910	183.766	2
10.	31'41.668	2'38.810 (4)	43.178	26.038	1'00.750	28.844	187.292	2
11.	34'22.353	2'40.685 (6)	43.661	27.675	1'00.501	28.848	184.926	2
12.	36'59.417	2'37.064 (2)	42.760	25.916	59.616	28.772	184.538	2
13.	39'36.235	<b>B 2'36.818</b> (1)	42.835	25.731	59.441	28.811	184.926	2
14.	42'13.695	2'37.460 (3)	42.744	25.854	59.433	29.429	186.102	2





JP250 4時間耐久  
ロードレース

MFJ承認競技会

**FUN&RUN! 2-Wheels**



JP250 DUNLOP OFFICIAL TYRE SUPPLIER

JP250 鈴鹿4時間耐久ロードレース ウォームアップ

2024 / 11 / 24 :



SUZUKA CIRCUIT

個別ラップ表

Weather :Fine

Full Course 2-Wheels(5,821m)

Track :Dry

No	97	Best Time	2'31.090	138.696 km/h
Name	福田/萩原	Total Time	39'24.769	13 Laps
Team	Vesrah Racing TEC.2 & YSS	Average Lap Time	3'00.708	
Type	Honda/CBR250RR	Today's Rank	2 / 19	
		Today's Top Time	2'29.648	140.033 km/h
No	97 (Driver1)	Best Time	2'40.335	130.699 km/h
Name	福田 たかお	Total Time	19'15.733	6 Laps
Team	Vesrah Racing TEC.2 & YSS	Average Lap Time	3'11.892	
Type	Honda/CBR250RR	Today's Rank	29 / 123	
		Today's Top Time	2'29.648	140.033 km/h
No	97 (Driver2)	Best Time	2'31.090	138.696 km/h
Name	萩原 幹大	Total Time	20'09.036	7 Laps
Team	Vesrah Racing TEC.2 & YSS	Average Lap Time	2'34.796	
Type	Honda/CBR250RR	Today's Rank	2 / 123	
		Today's Top Time	2'29.648	140.033 km/h

Lap	Passing Time	Lap Time	Sec1	Sec2	Sec3	Sec4	km/h	Driver No
				29.554	1'05.386	31.317	184.151	1
1.	3'16.272							
2.	6'10.010	2'53.738 (9)	43.278	30.163	1'06.946	33.351	167.954	1
3.	10'12.668	4'02.658 (11)	1'11.844	41.993	1'23.316	45.505	90.092	1
4.	13'43.451	3'30.783 (10)	1'15.567	41.777	1'02.629	30.810	187.292	1
5.	16'23.786	2'40.335 (6)	43.872	26.741	1'00.449	29.273	186.497	1
6.	19'15.733	2'51.947 (8)	44.546	27.217	59.244	40.940	187.692	1
		Pit						
7.	23'55.992	4'40.259 (12)	2'45.328	26.718	59.506	28.707	190.130	2
8.	26'31.440	2'35.448 (5)	42.741	25.503	58.984	28.220	188.903	2
9.	29'06.016	2'34.576 (4)	41.929	25.180	58.836	28.631	190.130	2
10.	31'39.693	2'33.677 (3)	41.531	24.866	58.740	28.540	190.130	2
11.	34'12.407	2'32.714 (2)	41.623	25.228	57.777	28.086	189.719	2
12.	36'43.497	<b>B 2'31.090</b> (1)	41.232	24.949	57.310	27.599	191.790	2
13.	39'24.769	2'41.272 (7)	41.907	25.000	57.672	36.693	187.292	2
		Pit						



JP250 4時間耐久  
ロードレース

MFJ承認競技会

**FUN&RUN! 2-Wheels**



JP250 DUNLOP OFFICIAL TYRE SUPPLIER

JP250 鈴鹿4時間耐久ロードレース ウォームアップ

2024 / 11 / 24 :



SUZUKA CIRCUIT

個別ラップ表

Weather :Fine

Full Course 2-Wheels(5,821m)

Track :Dry

No	99	Best Time	2'34.993	135.204 km/h
Name	橋本/松下	Total Time	40'50.633	10 Laps
Team	TEAM TEC2 & HANTECH & YSS	Average Lap Time	2'46.074	
Type	Honda/CBR250RR	Today's Rank	5 / 19	
		Today's Top Time	2'29.648	140.033 km/h
No	99 (Driver1)	Best Time	2'40.802	130.319 km/h
Name	橋本 範行	Total Time	21'36.809	3 Laps
Team	TEAM TEC2 & HANTECH & YSS	Average Lap Time	2'50.425	
Type	Honda/CBR250RR	Today's Rank	32 / 123	
		Today's Top Time	2'29.648	140.033 km/h
No	99 (Driver2)	Best Time	2'34.993	135.204 km/h
Name	松下 隆起	Total Time	19'13.824	7 Laps
Team	TEAM TEC2 & HANTECH & YSS	Average Lap Time	2'37.396	
Type	Honda/CBR250RR	Today's Rank	5 / 123	
		Today's Top Time	2'29.648	140.033 km/h

Lap	Passing Time	Lap Time	Sec1	Sec2	Sec3	Sec4	km/h	Driver No
1.	15'55.959			28.558	1'01.941	30.027	184.151	1
2.	18'36.761	2'40.802 (7)	44.228	26.439	1'00.861	29.274	184.538	1
3.	21'36.809	Pit 3'00.048 (8)	43.439	28.116	1'04.819	43.674	151.188	1
4.	25'06.252	3'29.443 (9)	1'30.919	27.057	1'01.717	29.750	188.498	2
5.	27'45.204	2'38.952 (5)	43.089	26.524	1'00.388	28.951	185.708	2
6.	30'22.387	2'37.183 (4)	42.691	25.583	1'00.307	28.602	188.094	2
7.	33'02.810	2'40.423 (6)	43.336	26.046	1'01.270	29.771	188.498	2
8.	35'37.803	<b>B 2'34.993</b> (1)	41.920	25.359	59.154	28.560	187.692	2
9.	38'13.658	2'35.855 (2)	42.661	25.554	59.140	28.500	188.094	2
10.	40'50.633	2'36.975 (3)	42.014	26.194	59.644	29.123	184.538	2



JP250 4時間耐久  
ロードレース

MFJ承認競技会

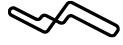
**FUN&RUN! 2-Wheels**



JP250 DUNLOP OFFICIAL TYRE SUPPLIER

JP250 鈴鹿4時間耐久ロードレース ウォームアップ

2024 / 11 / 24 :



SUZUKA CIRCUIT

個別ラップ表

Weather :Fine

Full Course 2-Wheels(5,821m)

Track :Dry

No	1	Best Time	<b>2'35.396</b>	<b>134.853</b> km/h
Name	遠藤/佐藤	Total Time	<b>41'21.610</b>	12 Laps
Team	Vesrah Racing TEC.2 & YSS	Average Lap Time	<b>3'28.994</b>	
Type	Honda/CBR250RR	Today's Rank	<b>1 / 45</b>	
		Today's Top Time	<b>2'35.396</b>	<b>134.853</b> km/h
No	1 (Driver1)	Best Time	<b>2'35.396</b>	<b>134.853</b> km/h
Name	遠藤 弘一	Total Time	<b>26'11.928</b>	7 Laps
Team	Vesrah Racing TEC.2 & YSS	Average Lap Time	<b>2'39.181</b>	
Type	Honda/CBR250RR	Today's Rank	<b>6 / 123</b>	
		Today's Top Time	<b>2'29.648</b>	<b>140.033</b> km/h
No	1 (Driver2)	Best Time	<b>2'39.251</b>	<b>131.588</b> km/h
Name	佐藤 昭仁	Total Time	<b>15'09.682</b>	5 Laps
Team	Vesrah Racing TEC.2 & YSS	Average Lap Time	<b>3'01.754</b>	
Type	Honda/CBR250RR	Today's Rank	<b>25 / 123</b>	
		Today's Top Time	<b>2'29.648</b>	<b>140.033</b> km/h

Lap	Passing Time	Lap Time	Sec1	Sec2	Sec3	Sec4	km/h	Driver No
1.	3'02.666			30.588	1'06.446	30.688	181.863	2
2.	6'03.477	Pit						
3.	16'20.317	3'00.811 (9)	44.822	27.397	1'05.530	43.062	116.964	2
4.	18'58.718	10'16.840 (11)	8'15.580	27.974	1'02.563	30.723	190.542	1
5.	21'35.580	2'38.401 (4)	43.747	26.324	59.530	28.800	188.094	1
6.	24'14.285	2'36.862 (3)	43.134	25.871	58.715	29.142	193.907	1
7.	26'50.781	2'38.705 (5)	42.645	27.332	1'00.095	28.633	186.497	1
8.	29'26.177	2'36.496 (2)	42.534	26.121	59.014	28.827	192.632	1
9.	32'15.405	<b>B 2'35.396</b> (1)	42.171	25.326	59.427	28.472	187.292	1
10.	36'01.466	2'49.228 (8)	45.622	25.846	1'00.273	37.487	181.488	1
11.	38'42.359	Pit						
12.	41'21.610	3'46.061 (10)	1'47.024	27.091	1'01.801	30.145	185.316	2
		2'40.893 (7)	43.568	26.471	1'01.308	29.546	181.113	2
		2'39.251 (6)	43.559	26.527	59.769	29.396	186.497	2



JP250 4時間耐久  
ロードレース

MFJ承認競技会

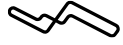
**FUN&RUN! 2-Wheels**



JP250 DUNLOP OFFICIAL TYRE SUPPLIER

JP250 鈴鹿4時間耐久ロードレース ウォームアップ

2024 / 11 / 24 :



SUZUKA CIRCUIT

個別ラップ表

Weather :Fine

Full Course 2-Wheels(5,821m)

Track :Dry

No	3	Best Time	2'55.071	119.698 km/h
Name	丸山/手塚	Total Time	34'36.352	9 Laps
Team	ファイヤーガレージ	Average Lap Time	3'50.645	
Type	Honda/CBR250RR	Today's Rank	37 / 45	
		Today's Top Time	2'35.396	134.853 km/h
No	3 (Driver1)	Best Time	3'08.615	111.103 km/h
Name	丸山 浩康	Total Time	14'33.213	3 Laps
Team	ファイヤーガレージ	Average Lap Time	4'12.560	
Type	Honda/CBR250RR	Today's Rank	113 / 123	
		Today's Top Time	2'29.648	140.033 km/h
No	3 (Driver2)	Best Time	2'55.071	119.698 km/h
Name	手塚 崇仁	Total Time	20'03.139	6 Laps
Team	ファイヤーガレージ	Average Lap Time	3'14.390	
Type	Honda/CBR250RR	Today's Rank	95 / 123	
		Today's Top Time	2'29.648	140.033 km/h

Lap	Passing Time	Lap Time	Sec1	Sec2	Sec3	Sec4	km/h	Driver No
1.	3'51.189			31.682	1'07.332	33.016	180.000	2
2.	6'47.187	2'55.998 (2)	49.008	28.917	1'05.547	32.526	184.151	2
3.	10'26.704	3'39.517 (6)	47.291	42.252	1'19.349	50.625	72.000	2
4.	14'05.103	3'38.399 (5)	1'11.782	43.680	1'08.571	34.366	173.941	2
5.	17'00.174	<b>B 2'55.071</b> (1)	47.956	29.664	1'05.676	31.775	180.370	2
6.	20'03.139	3'02.965 (3)	47.838	28.680	1'05.197	41.250	175.680	2
7.	26'11.232	Pit 6'08.093 (8)	3'38.488	30.464	1'08.044	51.097	164.187	1
8.	31'27.737	Pit 5'16.505 (7)	3'07.403	30.174	1'06.346	32.582	180.370	1
9.	34'36.352	Pit 3'08.615 (4)	48.227	28.637	1'04.312	47.439	179.265	1



JP250 4時間耐久  
ロードレース

MFJ承認競技会

**FUN&RUN! 2-Wheels**



JP250 DUNLOP OFFICIAL TYRE SUPPLIER

JP250 鈴鹿4時間耐久ロードレース ウォームアップ

2024 / 11 / 24 :



SUZUKA CIRCUIT

個別ラップ表

Weather :Fine

Full Course 2-Wheels(5,821m)

Track :Dry

No	5	Best Time	2'42.318	129.102 km/h
Name	堀/玉井	Total Time	42'13.429	14 Laps
Team	Racing team ZEST with MORIWAKICLUB	Average Lap Time	3'02.182	
Type	Honda/CBR250RR	Today's Rank	11 / 45	
		Today's Top Time	2'35.396	134.853 km/h
No	5 (Driver1)	Best Time	2'42.318	129.102 km/h
Name	堀 純仁	Total Time	19'12.761	6 Laps
Team	Racing team ZEST with MORIWAKICLUB	Average Lap Time	3'17.541	
Type	Honda/CBR250RR	Today's Rank	38 / 123	
		Today's Top Time	2'29.648	140.033 km/h
No	5 (Driver2)	Best Time	2'44.747	127.199 km/h
Name	玉井 雄拓	Total Time	23'00.668	8 Laps
Team	Racing team ZEST with MORIWAKICLUB	Average Lap Time	2'47.028	
Type	Honda/CBR250RR	Today's Rank	47 / 123	
		Today's Top Time	2'29.648	140.033 km/h

Lap	Passing Time	Lap Time	Sec1	Sec2	Sec3	Sec4	km/h	Driver No
				27.603	1'02.766	30.212	181.488	1
1.	2'45.055							
		3'15.200 (10)	44.077	26.501	1'19.161	45.461	97.492	1
2.	6'00.255							
		4'06.933 (13)	1'17.094	41.534	1'23.287	45.018	92.075	1
3.	10'07.188							
		3'31.390 (11)	1'16.642	42.045	1'02.664	30.039	185.708	1
4.	13'38.578							
		<b>B 2'42.318</b> (1)	44.447	26.782	1'00.971	30.118	187.692	1
5.	16'20.896							
		2'51.865 (9)	44.383	27.111	1'01.257	39.114	180.370	1
6.	19'12.761	Pit						
		3'31.471 (12)	1'28.354	28.094	1'03.821	31.202	183.000	2
7.	22'44.232							
		2'48.198 (6)	45.493	27.597	1'04.426	30.682	184.538	2
8.	25'32.430							
		2'49.329 (8)	48.186	27.260	1'02.684	31.199	184.538	2
9.	28'21.759							
		2'48.389 (7)	44.871	27.132	1'05.523	30.863	178.900	2
10.	31'10.148							
		2'45.705 (4)	44.661	27.615	1'02.921	30.508	183.382	2
11.	33'55.853							
		2'47.229 (5)	45.011	28.024	1'03.212	30.982	179.632	2
12.	36'43.082							
		2'45.600 (3)	44.695	27.396	1'03.075	30.434	181.863	2
13.	39'28.682							
		2'44.747 (2)	44.518	27.343	1'02.521	30.365	184.151	2
14.	42'13.429							



JP250 4時間耐久  
ロードレース

MFJ承認競技会

**FUN&RUN! 2-Wheels**



JP250 DUNLOP OFFICIAL TYRE SUPPLIER

JP250 鈴鹿4時間耐久ロードレース ウォームアップ

2024 / 11 / 24 :



SUZUKA CIRCUIT

個別ラップ表

Weather :Fine

Full Course 2-Wheels(5,821m)

Track :Dry

No	6	Best Time	2'45.990	126.246 km/h
Name	清水/中村/三由	Total Time	38'11.595	12 Laps
Team	OMRACING+MIYOWORKS	Average Lap Time	3'03.588	
Type	Honda/CBR250RR	Today's Rank	21 / 45	
		Today's Top Time	2'35.396	134.853 km/h

No	6 (Driver1)	Best Time		km/h
Name	清水 義之	Total Time		Laps
Team	OMRACING+MIYOWORKS	Average Lap Time		
Type	Honda/CBR250RR	Today's Rank		
		Today's Top Time	2'29.648	140.033 km/h

No	6 (Driver2)	Best Time	2'45.990	126.246 km/h
Name	中村 峻史	Total Time	38'11.595	12 Laps
Team	OMRACING+MIYOWORKS	Average Lap Time	3'03.588	
Type	Honda/CBR250RR	Today's Rank	55 / 123	
		Today's Top Time	2'29.648	140.033 km/h

No	6 (Driver3)	Best Time		km/h
Name	三由 昇平	Total Time		Laps
Team	OMRACING+MIYOWORKS	Average Lap Time		
Type	Honda/CBR250RR	Today's Rank		
		Today's Top Time	2'29.648	140.033 km/h

Lap	Passing Time	Lap Time	Sec1	Sec2	Sec3	Sec4	km/h	Driver No
1.	4'32.122			33.106	1'10.986	34.424	166.049	2
2.	8'04.670	3'32.548 (10)	49.871	40.492	1'17.872	44.313	86.033	2
3.	12'12.308	4'07.638 (11)	1'11.983	43.527	1'29.102	43.026	86.798	2
4.	15'18.708	3'06.400 (8)	52.016	30.861	1'09.714	33.809	167.954	2
5.	18'17.157	2'58.449 (7)	47.729	29.317	1'07.909	33.494	165.424	2
6.	21'08.581	2'51.424 (6)	46.528	28.357	1'04.837	31.702	173.254	2
7.	23'57.264	2'48.683 (4)	45.872	27.642	1'04.243	30.926	173.597	2
8.	26'43.546	2'46.282 (2)	44.861	27.312	1'03.352	30.757	174.980	2
9.	29'32.664	2'49.118 (5)	45.331	29.136	1'03.708	30.943	178.537	2
10.	32'18.654	<b>B 2'45.990</b> (1)	44.822	27.677	1'03.343	30.148	178.537	2
11.	35'04.936	2'46.282 (2)	44.775	27.546	1'03.791	30.170	176.740	2
12.	38'11.595 Pit	3'06.659 (9)	46.118	28.497	1'04.873	47.171	153.031	2



JP250 4時間耐久  
ロードレース

MFJ承認競技会

**FUN&RUN! 2-Wheels**



JP250 DUNLOP OFFICIAL TYRE SUPPLIER

JP250 鈴鹿4時間耐久ロードレース ウォームアップ

2024 / 11 / 24 :

SUZUKA CIRCUIT  
Full Course 2-Wheels(5,821m)

個別ラップ表

Weather :Fine  
Track :Dry

No	7	Best Time	2'46.478	125.876 km/h
Name	木下/橋本	Total Time	40'53.371	13 Laps
Team	FASTER-R&MR77アクトリー	Average Lap Time	3'05.068	
Type	Kawasaki/Ninja250	Today's Rank	25 / 45	
		Today's Top Time	2'35.396	134.853 km/h
No	7 (Driver1)	Best Time	2'49.820	123.399 km/h
Name	木下 優真	Total Time	19'55.640	6 Laps
Team	FASTER-R&MR77アクトリー	Average Lap Time	3'12.617	
Type	Kawasaki/Ninja250	Today's Rank	74 / 123	
		Today's Top Time	2'29.648	140.033 km/h
No	7 (Driver2)	Best Time	2'46.478	125.876 km/h
Name	橋本 尚樹	Total Time	20'57.731	7 Laps
Team	FASTER-R&MR77アクトリー	Average Lap Time	2'48.304	
Type	Kawasaki/Ninja250	Today's Rank	60 / 123	
		Today's Top Time	2'29.648	140.033 km/h

Lap	Passing Time	Lap Time	Sec1	Sec2	Sec3	Sec4	km/h	Driver No
				31.868	1'06.004	31.430	177.097	1
1.	3'52.553							1
2.	6'48.055	2'55.502 (8)	48.267	29.015	1'05.615	32.605	181.113	1
3.	10'27.547	3'39.492 (11)	46.821	43.171	1'18.893	50.607	81.712	1
4.	14'01.796	3'34.249 (10)	1'11.613	43.814	1'06.713	32.109	179.265	1
5.	16'51.616	2'49.820 (7)	45.625	28.245	1'03.554	32.396	185.316	1
6.	19'55.640	3'04.024 (9)	46.481	28.218	1'03.851	45.474	173.597	1
		Pit						
7.	24'03.543	4'07.903 (12)	2'02.523	29.382	1'04.845	31.153	170.895	2
8.	26'52.860	2'49.317 (6)	46.184	28.404	1'03.663	31.066	176.740	2
9.	29'41.870	2'49.010 (5)	45.909	28.360	1'04.042	30.699	176.032	2
10.	32'30.631	2'48.761 (4)	45.830	28.313	1'03.192	31.426	172.235	2
11.	35'18.873	2'48.242 (3)	46.092	28.288	1'03.147	30.715	174.632	2
12.	38'05.351	<b>B 2'46.478</b> (1)	45.593	27.713	1'02.843	30.329	174.632	2
13.	40'53.371	2'48.020 (2)	46.272	28.027	1'03.018	30.703	177.097	2



JP250 4時間耐久  
ロードレース

MFJ承認競技会

**FUN&RUN! 2-Wheels**



JP250 DUNLOP OFFICIAL TYRE SUPPLIER

JP250 鈴鹿4時間耐久ロードレース ウォームアップ

2024 / 11 / 24 :



SUZUKA CIRCUIT

個別ラップ表

Weather :Fine

Full Course 2-Wheels(5,821m)

Track :Dry

No	9	Best Time	2'47.113	125.398 km/h
Name	畔柳/藤田	Total Time	38'15.429	12 Laps
Team	CLUBモトラホ'EJ&速心	Average Lap Time	3'08.594	
Type	Honda/CBR250RR	Today's Rank	26 / 45	
		Today's Top Time	2'35.396	134.853 km/h
No	9 (Driver1)	Best Time	2'50.727	122.743 km/h
Name	畔柳 章	Total Time	22'49.042	7 Laps
Team	CLUBモトラホ'EJ&速心	Average Lap Time	3'11.359	
Type	Honda/CBR250RR	Today's Rank	77 / 123	
		Today's Top Time	2'29.648	140.033 km/h
No	9 (Driver2)	Best Time	2'47.113	125.398 km/h
Name	藤田 徹	Total Time	15'26.387	5 Laps
Team	CLUBモトラホ'EJ&速心	Average Lap Time	2'54.351	
Type	Honda/CBR250RR	Today's Rank	64 / 123	
		Today's Top Time	2'29.648	140.033 km/h

Lap	Passing Time	Lap Time	Sec1	Sec2	Sec3	Sec4	km/h	Driver No
1.	3'40.887			31.070	1'06.618	31.678	180.000	1
2.	6'36.393	2'55.506 (6)	46.881	28.849	1'05.846	33.930	139.650	1
3.	10'23.849	3'47.456 (10)	54.508	44.537	1'19.223	49.188	62.968	1
4.	14'00.173	3'36.324 (9)	1'13.555	43.438	1'07.117	32.214	170.233	1
5.	16'50.900	2'50.727 (2)	45.445	28.474	1'04.902	31.906	184.538	1
6.	19'44.487	2'53.587 (5)	47.370	29.249	1'04.784	32.184	179.632	1
7.	22'49.042	3'04.555 (7)	46.533	28.308	1'03.840	45.874	172.913	1
8.	26'38.025	3'48.983 (11)	1'43.555	28.920	1'04.773	31.735	177.097	2
9.	29'29.520	2'51.495 (4)	47.227	28.719	1'04.297	31.252	181.863	2
10.	32'20.567	2'51.047 (3)	46.558	28.412	1'05.198	30.879	180.370	2
11.	35'07.680	<b>B 2'47.113</b> (1)	45.513	28.113	1'02.690	30.797	180.370	2
12.	38'15.429	3'07.749 (8)	46.514	28.524	1'05.792	46.919	167.314	2





JP250 4時間耐久  
ロードレース

MFJ承認競技会

**FUN&RUN! 2-Wheels**



JP250 DUNLOP OFFICIAL TYRE SUPPLIER

JP250 鈴鹿4時間耐久ロードレース ウォームアップ

2024 / 11 / 24 :



SUZUKA CIRCUIT

個別ラップ表

Weather :Fine

Full Course 2-Wheels(5,821m)

Track :Dry

No	10	Best Time	2'40.091	130.898 km/h
Name	森藤/吉田/星	Total Time	40'15.787	9 Laps
Team	チームでんでん丸	Average Lap Time	2'58.255	
Type	Honda/CBR250RR	Today's Rank	7 / 45	
		Today's Top Time	2'35.396	134.853 km/h
No	10 (Driver1)	Best Time	2'49.078	123.940 km/h
Name	森藤 貴之	Total Time	12'37.797	4 Laps
Team	チームでんでん丸	Average Lap Time	2'50.292	
Type	Honda/CBR250RR	Today's Rank	70 / 123	
		Today's Top Time	2'29.648	140.033 km/h
No	10 (Driver2)	Best Time	2'40.091	130.898 km/h
Name	吉田 正	Total Time	27'37.990	5 Laps
Team	チームでんでん丸	Average Lap Time	2'47.061	
Type	Honda/CBR250RR	Today's Rank	28 / 123	
		Today's Top Time	2'29.648	140.033 km/h
No	10 (Driver3)	Best Time		km/h
Name	星 健太郎	Total Time		Laps
Team	チームでんでん丸	Average Lap Time		
Type	Honda/CBR250RR	Today's Rank		
		Today's Top Time	2'29.648	140.033 km/h

Lap	Passing Time	Lap Time	Sec1	Sec2	Sec3	Sec4	km/h	Driver No
1.	16'29.744			27.808	1'02.040	30.296	184.151	2
2.	19'12.705	2'42.961 (3)	43.962	27.192	1'01.195	30.612	185.316	2
3.	21'54.311	2'41.606 (2)	44.284	26.734	1'00.944	29.644	184.926	2
4.	24'34.402	<b>B 2'40.091</b> (1)	43.827	26.473	1'00.628	29.163	184.926	2
5.	27'37.990	3'03.588 (7)	44.268	26.504	1'04.058	48.758	141.906	2
		Pit						
6.	31'44.910	4'06.920 (8)	1'59.202	30.965	1'05.387	31.366	185.316	1
7.	34'37.092	2'52.182 (6)	47.330	28.693	1'04.396	31.763	182.620	1
8.	37'26.170	2'49.078 (4)	46.619	28.277	1'03.213	30.969	184.926	1
9.	40'15.787	2'49.617 (5)	46.905	28.189	1'03.095	31.428	184.926	1



JP250 4時間耐久  
ロードレース

MFJ承認競技会

**FUN&RUN! 2-Wheels**



JP250 DUNLOP OFFICIAL TYRE SUPPLIER

JP250 鈴鹿4時間耐久ロードレース ウォームアップ

2024 / 11 / 24 :



SUZUKA CIRCUIT

個別ラップ表

Weather :Fine

Track :Dry

Full Course 2-Wheels(5,821m)

No	12	Best Time	2'45.963	126.267 km/h
Name	増田/大竹	Total Time	40'10.131	12 Laps
Team	加藤と大竹&KDC	Average Lap Time	3'17.078	
Type	Honda/CBR250RR	Today's Rank	20 / 45	
		Today's Top Time	2'35.396	134.853 km/h
No	12 (Driver1)	Best Time	2'47.842	124.853 km/h
Name	増田 啓太	Total Time	24'21.714	7 Laps
Team	加藤と大竹&KDC	Average Lap Time	3'23.241	
Type	Honda/CBR250RR	Today's Rank	67 / 123	
		Today's Top Time	2'29.648	140.033 km/h
No	12 (Driver2)	Best Time	2'45.963	126.267 km/h
Name	大竹 洋司	Total Time	15'48.417	5 Laps
Team	加藤と大竹&KDC	Average Lap Time	2'50.604	
Type	Honda/CBR250RR	Today's Rank	54 / 123	
		Today's Top Time	2'29.648	140.033 km/h

Lap	Passing Time	Lap Time	Sec1	Sec2	Sec3	Sec4	km/h	Driver No
				31.962	1'08.709	34.082	171.563	1
1.	4'02.268							
2.	7'05.365	3'03.097 (7)	49.282	29.820	1'09.114	34.881	166.679	1
3.	10'29.331	3'23.966 (8)	48.022	30.510	1'14.556	50.878	80.661	1
4.	14'05.588	3'36.257 (9)	1'11.084	44.427	1'07.223	33.523	184.926	1
5.	17'07.151	3'01.563 (6)	48.321	29.277	1'05.947	38.018	173.254	1
		Pit						
6.	21'33.152	4'26.001 (10)	2'23.974	27.574	1'03.176	31.277	182.241	2
7.	24'24.409	2'51.257 (4)	44.851	28.566	1'05.870	31.970	180.741	2
8.	27'10.372	<b>B 2'45.963</b> (1)	44.582	27.327	1'03.051	31.003	171.563	2
9.	29'58.401	2'48.029 (3)	44.665	27.212	1'04.454	31.698	174.632	2
10.	32'55.568	2'57.167 (5)	44.951	27.908	1'05.256	39.052	174.632	2
		Pit						
11.	37'22.289	4'26.721 (11)	2'23.016	27.988	1'04.338	31.379	182.241	1
12.	40'10.131	2'47.842 (2)	45.733	27.903	1'03.364	30.842	183.766	1



JP250 4時間耐久  
ロードレース

MFJ承認競技会

**FUN&RUN! 2-Wheels**



JP250 DUNLOP OFFICIAL TYRE SUPPLIER

JP250 鈴鹿4時間耐久ロードレース ウォームアップ

2024 / 11 / 24 :



SUZUKA CIRCUIT

個別ラップ表

Weather :Fine

Full Course 2-Wheels(5,821m)

Track :Dry

No	13	Best Time	2'45.027	126.983 km/h
Name	宗石/川村	Total Time	42'54.354	14 Laps
Team	○宗&WING13	Average Lap Time	3'03.293	
Type	Honda/CBR250RR	Today's Rank	17 / 45	
		Today's Top Time	2'35.396	134.853 km/h
No	13 (Driver1)	Best Time	2'45.027	126.983 km/h
Name	宗石 忠久	Total Time	20'17.074	7 Laps
Team	○宗&WING13	Average Lap Time	2'48.015	
Type	Honda/CBR250RR	Today's Rank	50 / 123	
		Today's Top Time	2'29.648	140.033 km/h
No	13 (Driver2)	Best Time	2'51.108	122.470 km/h
Name	川村 雄二	Total Time	22'37.280	7 Laps
Team	○宗&WING13	Average Lap Time	3'14.290	
Type	Honda/CBR250RR	Today's Rank	79 / 123	
		Today's Top Time	2'29.648	140.033 km/h

Lap	Passing Time	Lap Time	Sec1	Sec2	Sec3	Sec4	km/h	Driver No
1.	3'11.539			31.807	1'05.433	34.212	166.049	2
2.	6'03.433	2'51.894 (8)	47.027	28.777	1'03.983	32.107	178.900	2
3.	10'09.904	4'06.471 (13)	1'16.573	42.074	1'23.081	44.743	98.475	2
4.	13'47.552	3'37.648 (12)	1'16.344	42.073	1'07.310	31.921	178.174	2
5.	16'38.871	2'51.319 (7)	47.465	28.163	1'04.113	31.578	179.632	2
6.	19'29.979	2'51.108 (6)	46.797	27.993	1'04.110	32.208	184.151	2
7.	22'37.280	3'07.301 (10)	49.396	30.481	1'07.095	40.329	177.455	2
8.	26'06.259	3'28.979 (11)	1'24.520	28.539	1'03.918	32.002	183.766	1
9.	28'52.899	2'46.640 (3)	45.523	27.657	1'02.323	31.137	182.241	1
10.	31'40.624	2'47.725 (5)	45.187	29.414	1'02.030	31.094	182.241	1
11.	34'27.965	2'47.341 (4)	44.506	28.204	1'03.684	30.947	181.488	1
12.	37'12.992	<b>B 2'45.027</b> (1)	44.438	27.458	1'02.115	31.016	180.370	1
13.	39'58.228	2'45.236 (2)	44.746	27.515	1'02.081	30.894	181.488	1
14.	42'54.354	2'56.126 (9)	45.429	27.485	1'02.687	40.525	170.563	1



JP250 4時間耐久  
ロードレース

MFJ承認競技会

**FUN&RUN! 2-Wheels**



JP250 DUNLOP OFFICIAL TYRE SUPPLIER

JP250 鈴鹿4時間耐久ロードレース ウォームアップ

2024 / 11 / 24 :



SUZUKA CIRCUIT

個別ラップ表

Weather :Fine

Full Course 2-Wheels(5,821m)

Track :Dry

No	14	Best Time	2'38.768	131.989 km/h
Name	南/坂尾	Total Time	41'57.716	14 Laps
Team	misolution	Average Lap Time	2'57.804	
Type	Honda/CBR250RR	Today's Rank	5 / 45	
		Today's Top Time	2'35.396	134.853 km/h
No	14 (Driver1)	Best Time	2'38.768	131.989 km/h
Name	南 裕之	Total Time	41'57.716	14 Laps
Team	misolution	Average Lap Time	2'57.804	
Type	Honda/CBR250RR	Today's Rank	23 / 123	
		Today's Top Time	2'29.648	140.033 km/h
No	14 (Driver2)	Best Time		km/h
Name	坂尾 智博	Total Time		Laps
Team	misolution	Average Lap Time		
Type	Honda/CBR250RR	Today's Rank		
		Today's Top Time	2'29.648	140.033 km/h

Lap	Passing Time	Lap Time	Sec1	Sec2	Sec3	Sec4	km/h	Driver No
1.	3'26.260			30.846	1'06.887	34.002	176.386	1
2.	6'23.287	2'57.027 (10)	46.091	30.309	1'07.766	32.861	177.097	1
3.	10'18.139	3'54.852 (13)	1'03.011	42.214	1'22.295	47.332	73.753	1
4.	13'50.602	3'32.463 (11)	1'14.905	42.644	1'03.265	31.649	184.926	1
5.	16'34.725	2'44.123 (7)	45.331	27.379	1'01.726	29.687	183.766	1
6.	19'17.265	2'42.540 (6)	44.009	26.948	1'01.555	30.028	183.766	1
7.	21'58.364	2'41.099 (4)	43.641	26.615	1'01.138	29.705	182.241	1
8.	24'46.382	2'48.018 (9)	43.532	26.597	1'00.771	37.118	177.097	1
9.	28'30.709	3'44.327 (12)	1'42.184	29.093	1'01.997	31.053	182.241	1
10.	31'16.261	2'45.552 (8)	45.301	28.014	1'01.741	30.496	184.926	1
11.	33'57.952	2'41.691 (5)	44.112	26.810	1'00.678	30.091	186.497	1
12.	36'38.813	2'40.861 (3)	43.084	27.148	1'00.875	29.754	180.741	1
13.	39'18.948	2'40.135 (2)	43.486	26.386	1'00.171	30.092	185.316	1
14.	41'57.716	<b>B 2'38.768</b> (1)	42.656	26.236	1'00.385	29.491	185.708	1



JP250 4時間耐久  
ロードレース

MFJ承認競技会

**FUN&RUN! 2-Wheels**



JP250 DUNLOP OFFICIAL TYRE SUPPLIER

JP250 鈴鹿4時間耐久ロードレース ウォームアップ

2024 / 11 / 24 :



SUZUKA CIRCUIT

個別ラップ表

Weather :Fine

Full Course 2-Wheels(5,821m)

Track :Dry

No	15	Best Time	3'12.848	108.664 km/h
Name	神田/松村	Total Time	15'35.619	4 Laps
Team	ホンダドリーム東広島RT	Average Lap Time	3'23.344	
Type	Honda/CBR250RR	Today's Rank	43 / 45	
		Today's Top Time	2'35.396	134.853 km/h

No	15 (Driver1)	Best Time		km/h
Name	神田 裕三	Total Time		Laps
Team	ホンダドリーム東広島RT	Average Lap Time		
Type	Honda/CBR250RR	Today's Rank		
		Today's Top Time	2'29.648	140.033 km/h

No	15 (Driver2)	Best Time	3'12.848	108.664 km/h
Name	松村 武	Total Time	15'35.619	4 Laps
Team	ホンダドリーム東広島RT	Average Lap Time	3'23.344	
Type	Honda/CBR250RR	Today's Rank	114 / 123	
		Today's Top Time	2'29.648	140.033 km/h

Lap	Passing Time	Lap Time	Sec1	Sec2	Sec3	Sec4	km/h	Driver No
1.	5'25.585			36.228	1'17.383	38.343	142.136	2
2.	8'38.433	<b>B 3'12.848</b> (1)	53.411	33.245	1'11.910	34.282	166.049	2
3.	12'14.230	3'35.797 (3)	50.971	32.573	1'29.221	43.032	84.870	2
4.	15'35.619 Pit	3'21.389 (2)	52.481	32.805	1'10.050	46.053	165.424	2



JP250 4時間耐久  
ロードレース

MFJ承認競技会

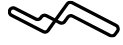
**FUN&RUN! 2-Wheels**



JP250 DUNLOP OFFICIAL TYRE SUPPLIER

JP250 鈴鹿4時間耐久ロードレース ウォームアップ

2024 / 11 / 24 :



SUZUKA CIRCUIT

個別ラップ表

Weather :Fine

Track :Dry

Full Course 2-Wheels(5,821m)

No	16	Best Time	2'59.626	116.662 km/h
Name	安平/安平	Total Time	40'54.882	12 Laps
Team	HS日野+ヒ Racing!! Ybrothers	Average Lap Time	3'20.314	
Type	Honda/CBR250RR	Today's Rank	40 / 45	
		Today's Top Time	2'35.396	134.853 km/h
No	16 (Driver1)	Best Time	2'59.626	116.662 km/h
Name	安平 明彦	Total Time	16'15.817	5 Laps
Team	HS日野+ヒ Racing!! Ybrothers	Average Lap Time	3'02.624	
Type	Honda/CBR250RR	Today's Rank	103 / 123	
		Today's Top Time	2'29.648	140.033 km/h
No	16 (Driver2)	Best Time	3'00.276	116.242 km/h
Name	安平 淳一	Total Time	24'39.065	7 Laps
Team	HS日野+ヒ Racing!! Ybrothers	Average Lap Time	3'24.606	
Type	Honda/CBR250RR	Today's Rank	105 / 123	
		Today's Top Time	2'29.648	140.033 km/h

Lap	Passing Time	Lap Time	Sec1	Sec2	Sec3	Sec4	km/h	Driver No
1.	4'11.425			37.393	1'16.308	35.214	163.881	2
2.	7'59.382	3'47.957 (9)	1'01.920	43.764	1'19.121	43.152	111.331	2
3.	12'07.134	4'07.752 (11)	1'12.866	43.875	1'27.529	43.482	102.737	2
4.	15'14.945	3'07.811 (7)	53.421	32.453	1'09.357	32.580	173.597	2
5.	18'17.592	3'02.647 (4)	49.957	30.701	1'07.699	34.290	166.679	2
6.	21'17.868	3'00.276 (2)	50.227	30.580	1'07.840	31.629	176.386	2
7.	24'39.065	3'21.197 (8)	51.003	30.622	1'08.180	51.392	134.312	2
8.	28'44.384	4'05.319 (10)	1'47.024	31.560	1'12.077	34.658	174.632	1
9.	31'50.720	3'06.336 (6)	51.492	31.793	1'09.599	33.452	174.632	1
10.	34'54.545	3'03.825 (5)	50.699	31.083	1'09.244	32.799	176.386	1
11.	37'55.256	3'00.711 (3)	50.008	30.021	1'08.170	32.512	175.680	1
12.	40'54.882	<b>B 2'59.626</b> (1)	49.338	30.472	1'07.294	32.522	178.174	1



JP250 4時間耐久  
ロードレース

MFJ承認競技会

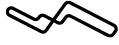
**FUN&RUN! 2-Wheels**



JP250 DUNLOP OFFICIAL TYRE SUPPLIER

JP250 鈴鹿4時間耐久ロードレース ウォームアップ

2024 / 11 / 24 :



SUZUKA CIRCUIT

個別ラップ表

Weather :Fine

Full Course 2-Wheels(5,821m)

Track :Dry

No	21	Best Time	2'39.594	131.306 km/h
Name	大橋/谷田	Total Time	39'05.076	11 Laps
Team	攻明なTSC+TEAM長野塾	Average Lap Time	3'34.470	
Type	Honda/CBR250RR	Today's Rank	6 / 45	
		Today's Top Time	2'35.396	134.853 km/h
No	21 (Driver1)	Best Time	2'43.350	128.287 km/h
Name	大橋 淳希	Total Time	16'07.436	5 Laps
Team	攻明なTSC+TEAM長野塾	Average Lap Time	3'11.766	
Type	Honda/CBR250RR	Today's Rank	40 / 123	
		Today's Top Time	2'29.648	140.033 km/h
No	21 (Driver2)	Best Time	2'39.594	131.306 km/h
Name	谷田 典雅	Total Time	22'57.640	6 Laps
Team	攻明なTSC+TEAM長野塾	Average Lap Time	2'44.132	
Type	Honda/CBR250RR	Today's Rank	26 / 123	
		Today's Top Time	2'29.648	140.033 km/h

Lap	Passing Time	Lap Time	Sec1	Sec2	Sec3	Sec4	km/h	Driver No
1.	3'20.371			30.385	1'08.125	32.685	185.708	1
2.	6'29.473	3'09.102 (8)	48.371	29.689	1'04.561	46.481	181.113	1
3.	15'46.450	9'16.977 (10)	7'18.763	26.814	1'01.619	29.781	186.497	2
4.	18'27.608	2'41.158 (2)	43.501	26.441	1'01.319	29.897	188.094	2
5.	21'11.386	2'43.778 (5)	45.530	26.666	1'01.263	30.319	191.373	2
6.	23'52.962	2'41.576 (3)	44.334	26.528	1'00.733	29.981	186.102	2
7.	26'32.556	<b>B 2'39.594</b> (1)	43.388	26.304	1'00.636	29.266	187.292	2
8.	29'27.113	2'54.557 (7)	43.804	26.639	1'02.113	42.001	184.926	2
9.	33'27.374	4'00.261 (9)	1'59.858	28.106	1'02.646	29.651	193.055	1
10.	36'10.724	2'43.350 (4)	44.298	27.342	1'01.010	30.700	191.373	1
11.	39'05.076	2'54.352 (6)	45.302	27.504	1'00.998	40.548	189.719	1



JP250 4時間耐久  
ロードレース

MFJ承認競技会

**FUN&RUN! 2-Wheels**



JP250 DUNLOP OFFICIAL TYRE SUPPLIER

JP250 鈴鹿4時間耐久ロードレース ウォームアップ

2024 / 11 / 24 :



SUZUKA CIRCUIT

個別ラップ表

Weather :Fine

Full Course 2-Wheels(5,821m)

Track :Dry

No	23	Best Time	2'44.912	127.071 km/h
Name	浅野/小林	Total Time	40'14.347	13 Laps
Team	マル建築事務所+YTR+RPT長野	Average Lap Time	3'03.628	
Type	Honda/CBR250RR	Today's Rank	16 / 45	
		Today's Top Time	2'35.396	134.853 km/h
No	23 (Driver1)	Best Time	2'46.797	125.635 km/h
Name	浅野 学	Total Time	22'35.125	7 Laps
Team	マル建築事務所+YTR+RPT長野	Average Lap Time	3'10.720	
Type	Honda/CBR250RR	Today's Rank	63 / 123	
		Today's Top Time	2'29.648	140.033 km/h
No	23 (Driver2)	Best Time	2'44.912	127.071 km/h
Name	小林 玄太	Total Time	17'39.222	6 Laps
Team	マル建築事務所+YTR+RPT長野	Average Lap Time	2'45.950	
Type	Honda/CBR250RR	Today's Rank	49 / 123	
		Today's Top Time	2'29.648	140.033 km/h

Lap	Passing Time	Lap Time	Sec1	Sec2	Sec3	Sec4	km/h	Driver No
1.	3'30.803			30.281	1'09.036	33.008	178.174	1
2.	6'31.944	3'01.141 (9)	48.616	30.575	1'07.771	34.179	169.903	1
3.	10'21.969	3'50.025 (12)	56.782	44.171	1'20.364	48.708	68.786	1
4.	13'56.351	3'34.382 (10)	1'13.937	43.944	1'05.147	31.354	180.741	1
5.	16'50.053	2'53.702 (7)	46.949	30.371	1'05.069	31.313	179.632	1
6.	19'36.850	2'46.797 (6)	45.196	28.034	1'03.233	30.334	181.113	1
7.	22'35.125	2'58.275 (8)	45.268	27.800	1'04.387	40.820	175.680	1
8.	26'24.597	3'49.472 (11)	1'47.225	27.956	1'03.850	30.441	179.632	2
9.	29'10.213	2'45.616 (2)	44.979	27.122	1'02.396	31.119	185.708	2
10.	31'56.821	2'46.608 (5)	46.377	27.307	1'02.582	30.342	181.488	2
11.	34'42.851	2'46.030 (3)	44.888	28.313	1'02.474	30.355	180.370	2
12.	37'27.763	<b>B 2'44.912</b> (1)	44.581	26.963	1'02.958	30.410	180.370	2
13.	40'14.347	2'46.584 (4)	45.662	28.252	1'02.002	30.668	180.741	2





JP250 4時間耐久  
ロードレース

MFJ承認競技会

**FUN&RUN! 2-Wheels**



JP250 DUNLOP OFFICIAL TYRE SUPPLIER

JP250 鈴鹿4時間耐久ロードレース ウォームアップ

2024 / 11 / 24 :



SUZUKA CIRCUIT

個別ラップ表

Weather :Fine

Full Course 2-Wheels(5,821m)

Track :Dry

No	24	Best Time	2'44.298	127.546 km/h
Name	大西/安室	Total Time	41'38.913	13 Laps
Team	(I[F[[[[[ CASE BALZ STORE MOTO	Average Lap Time	3'05.841	
Type	Honda/CBR250RR	Today's Rank	14 / 45	
		Today's Top Time	2'35.396	134.853 km/h
No	24 (Driver1)	Best Time	2'53.540	120.754 km/h
Name	大西 洋	Total Time	21'06.429	6 Laps
Team	(I[F[[[[[ CASE BALZ STORE MOTO	Average Lap Time	3'19.523	
Type	Honda/CBR250RR	Today's Rank	88 / 123	
		Today's Top Time	2'29.648	140.033 km/h
No	24 (Driver2)	Best Time	2'44.298	127.546 km/h
Name	安室 貴裕	Total Time	20'32.484	7 Laps
Team	(I[F[[[[[ CASE BALZ STORE MOTO	Average Lap Time	2'45.927	
Type	Honda/CBR250RR	Today's Rank	45 / 123	
		Today's Top Time	2'29.648	140.033 km/h

Lap	Passing Time	Lap Time	Sec1	Sec2	Sec3	Sec4	km/h	Driver No
				33.015	1'08.054	33.847	172.913	1
1.	4'28.814							
2.	8'03.531	3'34.717 (10)	50.050	42.949	1'17.953	43.765	86.884	1
3.	12'11.195	4'07.664 (12)	1'11.781	43.955	1'28.988	42.940	92.366	1
4.	15'09.425	2'58.230 (8)	50.103	29.680	1'06.235	32.212	178.900	1
5.	18'02.965	2'53.540 (7)	47.517	28.327	1'05.942	31.754	183.000	1
6.	21'06.429	3'03.464 (9)	47.081	28.729	1'04.817	42.837	175.680	1
		Pit						
7.	25'03.349	3'56.920 (11)	1'53.523	29.213	1'03.703	30.481	182.241	2
8.	27'47.647	<b>B 2'44.298</b> (1)	45.496	27.424	1'01.318	30.060	184.538	2
9.	30'32.612	2'44.965 (2)	44.781	27.279	1'02.684	30.221	184.151	2
10.	33'18.187	2'45.575 (3)	44.973	27.445	1'02.862	30.295	182.241	2
11.	36'05.341	2'47.154 (5)	44.729	28.102	1'03.068	31.255	182.241	2
12.	38'51.389	2'46.048 (4)	44.911	27.254	1'03.271	30.612	179.265	2
13.	41'38.913	2'47.524 (6)	45.476	28.027	1'02.923	31.098	179.265	2



JP250 4時間耐久  
ロードレース

MFJ承認競技会

FUN&RUN! 2-Wheels



JP250 DUNLOP OFFICIAL TYRE SUPPLIER

JP250 鈴鹿4時間耐久ロードレース ウォームアップ

2024 / 11 / 24



SUZUKA CIRCUIT

個別ラップ表

Weather :Fine

Full Course 2-Wheels(5,821m)

Track :Dry

No	25	Best Time	2'45.549	126.582 km/h
Name	築瀬/高野/築瀬	Total Time	40'36.630	13 Laps
Team	teamワイス'ラボ'KDCキラ&ハルwithオールオート	Average Lap Time	3'06.253	
Type	Honda/CBR250RR	Today's Rank	19 / 45	
		Today's Top Time	2'35.396	134.853 km/h

No	25 (Driver1)	Best Time	2'53.959	120.463 km/h
Name	築瀬 煌	Total Time	25'47.952	8 Laps
Team	teamワイス'ラボ'KDCキラ&ハルwithオールオート	Average Lap Time	3'12.338	
Type	Honda/CBR250RR	Today's Rank	89 / 123	
		Today's Top Time	2'29.648	140.033 km/h

No	25 (Driver2)	Best Time	2'45.549	126.582 km/h
Name	高野 遥	Total Time	14'48.678	5 Laps
Team	teamワイス'ラボ'KDCキラ&ハルwithオールオート	Average Lap Time	2'46.316	
Type	Honda/CBR250RR	Today's Rank	52 / 123	
		Today's Top Time	2'29.648	140.033 km/h

No	25 (Driver3)	Best Time		km/h
Name	築瀬 達朗	Total Time		Laps
Team	teamワイス'ラボ'KDCキラ&ハルwithオールオート	Average Lap Time		
Type	Honda/CBR250RR	Today's Rank		
		Today's Top Time	2'29.648	140.033 km/h

Lap	Passing Time	Lap Time	Sec1	Sec2	Sec3	Sec4	km/h	Driver No
				31.544	1'10.566	33.309	174.632	1
1.	3'21.586							
		2'58.536 (8)	48.353	29.827	1'07.244	33.112	176.032	1
2.	6'20.122							
		3'56.249 (12)	1'04.308	42.167	1'22.702	47.072	75.855	1
3.	10'16.371							
		3'37.483 (10)	1'14.665	42.403	1'06.936	33.479	179.632	1
4.	13'53.854							
		2'56.702 (7)	47.475	29.602	1'06.499	33.126	181.488	1
5.	16'50.556							
		2'53.959 (5)	47.280	29.043	1'05.190	32.446	178.174	1
6.	19'44.515							
		2'56.023 (6)	47.936	29.609	1'05.500	32.978	176.740	1
7.	22'40.538							
		3'07.414 (9)	46.962	29.668	1'05.764	45.020	172.913	1
8.	25'47.952	Pit						
		3'43.413 (11)	1'39.767	29.472	1'03.541	30.633	178.537	2
9.	29'31.365							
		2'46.589 (4)	45.187	28.079	1'02.965	30.358	177.455	2
10.	32'17.954							
		2'46.542 (2)	45.239	27.363	1'03.245	30.695	177.455	2
11.	35'04.496							
		2'46.585 (3)	45.598	27.269	1'03.361	30.357	177.097	2
12.	37'51.081							
		<b>B 2'45.549</b> (1)	44.648	27.405	1'02.891	30.605	174.980	2
13.	40'36.630							



JP250 4時間耐久  
ロードレース

MFJ承認競技会

**FUN&RUN! 2-Wheels**



JP250 DUNLOP OFFICIAL TYRE SUPPLIER

JP250 鈴鹿4時間耐久ロードレース ウォームアップ

2024 / 11 / 24 :



SUZUKA CIRCUIT

個別ラップ表

Weather :Fine

Full Course 2-Wheels(5,821m)

Track :Dry

No	31	Best Time	2'44.877	127.098 km/h
Name	岡田/井口/岸田	Total Time	40'01.041	13 Laps
Team	○宗&WING13	Average Lap Time	3'04.086	
Type	Honda/CBR250RR	Today's Rank	15 / 45	
		Today's Top Time	2'35.396	134.853 km/h
No	31 (Driver1)	Best Time	2'52.770	121.292 km/h
Name	岡田 和磨	Total Time	16'53.789	5 Laps
Team	○宗&WING13	Average Lap Time	3'25.447	
Type	Honda/CBR250RR	Today's Rank	84 / 123	
		Today's Top Time	2'29.648	140.033 km/h
No	31 (Driver2)	Best Time	2'44.877	127.098 km/h
Name	井口 宗久	Total Time	23'07.252	8 Laps
Team	○宗&WING13	Average Lap Time	2'47.895	
Type	Honda/CBR250RR	Today's Rank	48 / 123	
		Today's Top Time	2'29.648	140.033 km/h
No	31 (Driver3)	Best Time		km/h
Name	岸田 慶一	Total Time		Laps
Team	○宗&WING13	Average Lap Time		
Type	Honda/CBR250RR	Today's Rank		
		Today's Top Time	2'29.648	140.033 km/h

Lap	Passing Time	Lap Time	Sec1	Sec2	Sec3	Sec4	km/h	Driver No
1.	3'12.001			33.174	1'05.734	33.348	179.265	1
2.	6'04.771	2'52.770 (8)	46.856	28.999	1'04.255	32.660	175.329	1
3.	10'10.215	4'05.444 (12)	1'15.821	42.027	1'22.992	44.604	96.527	1
4.	13'51.356	3'41.141 (11)	1'16.707	42.330	1'07.524	34.580	173.597	1
5.	16'53.789	3'02.433 (9)	46.818	28.453	1'04.852	42.310	177.455	1
6.	20'25.773	Pit 3'31.984 (10)	1'30.320	27.959	1'03.064	30.641	177.455	2
7.	23'12.062	2'46.289 (2)	45.345	27.726	1'02.612	30.606	179.265	2
8.	26'00.071	2'48.009 (4)	45.084	27.790	1'03.195	31.940	180.000	2
9.	28'49.212	2'49.141 (5)	45.459	27.772	1'02.429	33.481	172.574	2
10.	31'39.420	2'50.208 (7)	46.783	28.977	1'03.130	31.318	179.632	2
11.	34'28.860	2'49.440 (6)	45.412	28.017	1'04.318	31.693	173.941	2
12.	37'16.164	2'47.304 (3)	45.499	28.366	1'02.812	30.627	181.863	2
13.	40'01.041	B 2'44.877 (1)	44.806	27.417	1'02.335	30.319	179.265	2



JP250 4時間耐久  
ロードレース

MFJ承認競技会

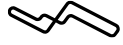
**FUN&RUN! 2-Wheels**



JP250 DUNLOP OFFICIAL TYRE SUPPLIER

JP250 鈴鹿4時間耐久ロードレース ウォームアップ

2024 / 11 / 24 :



SUZUKA CIRCUIT

個別ラップ表

Weather :Fine

Full Course 2-Wheels(5,821m)

Track :Dry

No	32	Best Time	2'50.563	122.861 km/h
Name	清水/日野	Total Time	39'15.077	8 Laps
Team	Ray Racing with 愉快的仲間たち	Average Lap Time	3'22.947	
Type	Kawasaki/ZX-25R	Today's Rank	31 / 45	
		Today's Top Time	2'35.396	134.853 km/h

No	32 (Driver1)	Best Time	2'59.794	116.553 km/h
Name	清水 善久	Total Time	13'52.555	4 Laps
Team	Ray Racing with 愉快的仲間たち	Average Lap Time	3'05.337	
Type	Kawasaki/ZX-25R	Today's Rank	104 / 123	
		Today's Top Time	2'29.648	140.033 km/h

No	32 (Driver2)	Best Time	2'50.563	122.861 km/h
Name	日野 康弘	Total Time	25'22.522	4 Laps
Team	Ray Racing with 愉快的仲間たち	Average Lap Time	3'16.026	
Type	Kawasaki/ZX-25R	Today's Rank	76 / 123	
		Today's Top Time	2'29.648	140.033 km/h

Lap	Passing Time	Lap Time	Sec1	Sec2	Sec3	Sec4	km/h	Driver No
1.	15'34.443			30.967	1'08.085	32.552	177.455	2
2.	18'25.006	<b>B 2'50.563</b> (1)	46.150	28.567	1'04.123	31.723	181.488	2
3.	21'31.601	Pit 3'06.595 (4)	48.705	29.680	1'06.532	41.678	177.097	2
4.	26'08.144	4'36.543 (7)	2'22.075	31.378	1'08.958	34.132	180.370	1
5.	29'09.669	3'01.525 (3)	49.997	30.179	1'08.126	33.223	181.488	1
6.	32'09.463	2'59.794 (2)	49.979	30.261	1'06.754	32.800	180.370	1
7.	35'24.156	Pit 3'14.693 (5)	49.554	29.630	1'09.303	46.206	149.388	1
8.	39'15.077	Pit 3'50.921 (6)	1'34.393	30.494	1'06.826	39.208	178.900	2



JP250 4時間耐久  
ロードレース

MFJ承認競技会

**FUN&RUN! 2-Wheels**



JP250 DUNLOP OFFICIAL TYRE SUPPLIER

JP250 鈴鹿4時間耐久ロードレース ウォームアップ

2024 / 11 / 24 :

SUZUKA CIRCUIT  
Full Course 2-Wheels(5,821m)

個別ラップ表

Weather :Fine  
Track :Dry

No	36	Best Time	2'37.627	132.944 km/h
Name	三浦/折川	Total Time	40'09.382	13 Laps
Team	FAST with NOJIMA&クレオネット&クレオサービス	Average Lap Time	3'04.101	
Type	Honda/CBR250RR	Today's Rank	2 / 45	
		Today's Top Time	2'35.396	134.853 km/h

No	36 (Driver1)	Best Time	2'37.627	132.944 km/h
Name	三浦 雄一	Total Time	20'47.486	7 Laps
Team	FAST with NOJIMA&クレオネット&クレオサービス	Average Lap Time	2'38.677	
Type	Honda/CBR250RR	Today's Rank	19 / 123	
		Today's Top Time	2'29.648	140.033 km/h

No	36 (Driver2)	Best Time	2'41.142	130.044 km/h
Name	折川 翔馬	Total Time	19'21.896	6 Laps
Team	FAST with NOJIMA&クレオネット&クレオサービス	Average Lap Time	3'12.347	
Type	Honda/CBR250RR	Today's Rank	34 / 123	
		Today's Top Time	2'29.648	140.033 km/h

Lap	Passing Time	Lap Time	Sec1	Sec2	Sec3	Sec4	km/h	Driver No
				29.003	1'03.577	30.776	191.790	2
1.	3'20.160							
2.	6'11.281	2'51.121 (8)	44.949	27.872	1'04.813	33.487	159.709	2
3.	10'15.102	4'03.821 (11)	1'11.935	42.402	1'22.834	46.650	84.543	2
4.	13'47.424	3'32.322 (10)	1'14.791	41.811	1'04.574	31.146	190.542	2
5.	16'28.566	2'41.142 (7)	44.118	27.149	1'00.503	29.372	193.907	2
6.	19'21.896	2'53.330 (9)	43.897	26.748	1'02.248	40.437	178.900	2
		Pit						
7.	24'17.320	4'55.424 (12)	2'55.191	28.542	1'02.240	29.451	193.480	1
8.	26'56.104	2'38.784 (5)	43.273	25.852	1'00.218	29.441	192.632	1
9.	29'34.498	2'38.394 (3)	43.111	26.598	59.929	28.756	193.907	1
10.	32'13.225	2'38.727 (4)	43.441	26.698	59.624	28.964	192.210	1
11.	34'50.852	<b>B 2'37.627</b> (1)	43.923	25.871	58.871	28.962	195.200	1
12.	37'29.155	2'38.303 (2)	43.674	26.301	59.309	29.019	193.055	1
13.	40'09.382	2'40.227 (6)	44.520	27.640	58.853	29.214	194.336	1



JP250 4時間耐久  
ロードレース

MFJ承認競技会

**FUN&RUN! 2-Wheels**



JP250 DUNLOP OFFICIAL TYRE SUPPLIER

JP250 鈴鹿4時間耐久ロードレース ウォームアップ

2024 / 11 / 24 :



SUZUKA CIRCUIT

個別ラップ表

Weather :Fine

Full Course 2-Wheels(5,821m)

Track :Dry

No	37	Best Time	2'52.317	121.611 km/h
Name	長尾/皆川	Total Time	23'11.106	6 Laps
Team	TEAM FREEDOM7+Motorcycle CS2	Average Lap Time	3'50.490	
Type	Kawasaki/ZX-25R	Today's Rank	32 / 45	
		Today's Top Time	2'35.396	134.853 km/h

No	37 (Driver1)	Best Time	2'52.317	121.611 km/h
Name	長尾 秀隆	Total Time	15'53.117	4 Laps
Team	TEAM FREEDOM7+Motorcycle CS2	Average Lap Time	3'00.558	
Type	Kawasaki/ZX-25R	Today's Rank	81 / 123	
		Today's Top Time	2'29.648	140.033 km/h

No	37 (Driver2)	Best Time	3'19.334	105.128 km/h
Name	皆川 直毅	Total Time	7'17.989	2 Laps
Team	TEAM FREEDOM7+Motorcycle CS2	Average Lap Time	3'19.334	
Type	Kawasaki/ZX-25R	Today's Rank	117 / 123	
		Today's Top Time	2'29.648	140.033 km/h

Lap	Passing Time	Lap Time	Sec1	Sec2	Sec3	Sec4	km/h	Driver No
1.	3'58.655			33.694	1'10.690	34.067	179.265	2
2.	7'17.989	3'19.334 (4)	50.422	31.321	1'08.285	49.306	176.032	2
3.	14'09.432	6'51.443 (5)	4'24.206	45.222	1'07.963	34.052	170.233	1
4.	17'07.170	2'57.738 (2)	47.368	28.777	1'08.742	32.851	182.241	1
5.	19'59.487	<b>B 2'52.317</b> (1)	46.589	28.295	1'04.650	32.783	182.241	1
6.	23'11.106	3'11.619 (3)	47.003	28.656	1'05.733	50.227	172.235	1



JP250 4時間耐久  
ロードレース

MFJ承認競技会

**FUN&RUN! 2-Wheels**



JP250 DUNLOP OFFICIAL TYRE SUPPLIER

JP250 鈴鹿4時間耐久ロードレース ウォームアップ

2024 / 11 / 24 :



SUZUKA CIRCUIT

個別ラップ表

Weather :Fine

Full Course 2-Wheels(5,821m)

Track :Dry

No	38	Best Time	2'46.089	126.171 km/h
Name	宮/吉村	Total Time	37'45.705	12 Laps
Team	MR-プロジェクト wuth 伊藤塾 AKITECH	Average Lap Time	3'08.026	
Type	Honda/CBR250RR	Today's Rank	22 / 45	
		Today's Top Time	2'35.396	134.853 km/h

No	38 (Driver1)	Best Time	2'53.393	120.856 km/h
Name	宮 健二	Total Time	16'49.671	5 Laps
Team	MR-プロジェクト wuth 伊藤塾 AKITECH	Average Lap Time	3'23.064	
Type	Honda/CBR250RR	Today's Rank	87 / 123	
		Today's Top Time	2'29.648	140.033 km/h

No	38 (Driver2)	Best Time	2'46.089	126.171 km/h
Name	吉村 拓也	Total Time	20'56.034	7 Laps
Team	MR-プロジェクト wuth 伊藤塾 AKITECH	Average Lap Time	2'50.876	
Type	Honda/CBR250RR	Today's Rank	56 / 123	
		Today's Top Time	2'29.648	140.033 km/h

Lap	Passing Time	Lap Time	Sec1	Sec2	Sec3	Sec4	km/h	Driver No
				30.306	1'08.195	32.267	181.113	1
1.	3'17.414							
2.	6'10.807	2'53.393 (6)	45.702	28.763	1'05.519	33.409	168.599	1
3.	10'14.384	4'03.577 (11)	1'11.814	42.563	1'22.810	46.390	87.665	1
4.	13'49.646	3'35.262 (9)	1'14.740	42.427	1'05.624	32.471	181.863	1
5.	16'49.671	3'00.025 (8)	46.643	28.642	1'05.547	39.193	180.741	1
		Pit						
6.	20'40.449	3'50.778 (10)	1'42.672	29.964	1'05.818	32.324	184.151	2
7.	23'32.031	2'51.582 (4)	45.810	29.070	1'04.818	31.884	183.382	2
8.	26'21.027	2'48.996 (3)	45.275	28.324	1'03.904	31.493	185.316	2
9.	29'09.601	2'48.574 (2)	45.257	28.591	1'03.218	31.508	190.130	2
10.	31'55.690	<b>B 2'46.089</b> (1)	44.797	27.689	1'02.708	30.895	185.316	2
11.	34'48.535	2'52.845 (5)	45.874	31.035	1'04.184	31.752	182.241	2
12.	37'45.705	2'57.170 (7)	45.447	29.212	1'04.584	37.927	180.741	2
		Pit						



JP250 4時間耐久  
ロードレース

MFJ承認競技会

**FUN&RUN! 2-Wheels**



JP250 DUNLOP OFFICIAL TYRE SUPPLIER

JP250 鈴鹿4時間耐久ロードレース ウォームアップ

2024 / 11 / 24 :



SUZUKA CIRCUIT

個別ラップ表

Weather :Fine

Track :Dry

Full Course 2-Wheels(5,821m)

No	39	Best Time	2'43.485	128.181 km/h
Name	羽山/尾畑	Total Time	40'50.448	13 Laps
Team	モトクラッシュ&プロアームの会	Average Lap Time	3'04.066	
Type	Honda/CBR250RR	Today's Rank	13 / 45	
		Today's Top Time	2'35.396	134.853 km/h
No	39 (Driver1)	Best Time	2'43.485	128.181 km/h
Name	羽山 成親	Total Time	14'38.142	5 Laps
Team	モトクラッシュ&プロアームの会	Average Lap Time	2'43.845	
Type	Honda/CBR250RR	Today's Rank	42 / 123	
		Today's Top Time	2'29.648	140.033 km/h
No	39 (Driver2)	Best Time	2'56.956	118.423 km/h
Name	尾畑 貞幸	Total Time	26'12.306	8 Laps
Team	モトクラッシュ&プロアームの会	Average Lap Time	3'10.093	
Type	Honda/CBR250RR	Today's Rank	99 / 123	
		Today's Top Time	2'29.648	140.033 km/h

Lap	Passing Time	Lap Time	Sec1	Sec2	Sec3	Sec4	km/h	Driver No
1.	4'01.655			34.198	1'10.528	34.049	165.113	2
2.	7'04.588	3'02.933 (8)	49.191	30.069	1'09.133	34.540	166.364	2
3.	10'28.863	3'24.275 (10)	48.546	30.110	1'14.842	50.777	89.087	2
4.	14'06.207	3'37.344 (11)	1'11.220	44.268	1'07.893	33.963	166.049	2
5.	17'05.252	2'59.045 (6)	47.999	30.148	1'07.958	32.940	169.249	2
6.	20'02.208	2'56.956 (5)	47.487	29.192	1'07.428	32.849	166.996	2
7.	23'01.310	2'59.102 (7)	47.942	29.556	1'08.165	33.439	165.736	2
8.	26'12.306	3'10.996 (9)	48.022	29.611	1'08.315	45.048	162.366	2
9.	29'55.066	3'42.760 (12)	1'42.388	27.378	1'02.207	30.787	182.620	1
10.	32'38.879	2'43.813 (3)	44.403	27.271	1'01.890	30.249	180.370	1
11.	35'22.541	2'43.662 (2)	44.389	27.181	1'01.662	30.430	182.241	1
12.	38'06.026	<b>B 2'43.485</b> (1)	44.319	26.968	1'01.704	30.494	185.316	1
13.	40'50.448	2'44.422 (4)	44.787	27.127	1'02.422	30.086	178.537	1





JP250 4時間耐久  
ロードレース

MFJ承認競技会

**FUN&RUN! 2-Wheels**



JP250 DUNLOP OFFICIAL TYRE SUPPLIER

JP250 鈴鹿4時間耐久ロードレース ウォームアップ

2024 / 11 / 24 :

SUZUKA CIRCUIT

個別ラップ表

Weather :Fine

Full Course 2-Wheels(5,821m)

Track :Dry

No	41	Best Time	2'41.775	129.535 km/h
Name	片田/南	Total Time	27'17.726	8 Laps
Team	Team BabyFace	Average Lap Time	3'17.679	
Type	YAMAHA/YZF-R3	Today's Rank	9 / 45	
		Today's Top Time	2'35.396	134.853 km/h

No	41 (Driver1)	Best Time	2'46.239	126.057 km/h
Name	片田 泰志	Total Time	17'51.964	5 Laps
Team	Team BabyFace	Average Lap Time	3'24.497	
Type	YAMAHA/YZF-R3	Today's Rank	57 / 123	
		Today's Top Time	2'29.648	140.033 km/h

No	41 (Driver2)	Best Time	2'41.775	129.535 km/h
Name	南 博之	Total Time	9'25.762	3 Laps
Team	Team BabyFace	Average Lap Time	2'45.634	
Type	YAMAHA/YZF-R3	Today's Rank	36 / 123	
		Today's Top Time	2'29.648	140.033 km/h

Lap	Passing Time	Lap Time	Sec1	Sec2	Sec3	Sec4	km/h	Driver No
				29.959	1'04.081	33.398	185.316	1
1.	4'13.973							
2.	8'00.601	3'46.628 (5)	1'00.490	44.821	1'18.511	42.806	103.220	1
3.	12'07.733	4'07.132 (7)	1'13.223	43.579	1'27.751	42.579	103.830	1
4.	14'53.972	2'46.239 (2)	46.383	27.774	1'01.837	30.245	185.316	1
5.	17'51.964	2'57.992 (4)	45.300	27.239	1'02.341	43.112	186.102	1
		Pit						
6.	21'46.457	3'54.493 (6)	1'54.586	27.133	1'01.885	30.889	186.894	2
		<b>B 2'41.775</b> (1)	44.362	27.135	1'00.928	29.350	188.498	2
7.	24'28.232	2'49.494 (3)	43.949	26.003	59.595	39.947	185.708	2
8.	27'17.726	Pit						



JP250 4時間耐久  
ロードレース

MFJ承認競技会

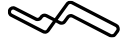
**FUN&RUN! 2-Wheels**



JP250 DUNLOP OFFICIAL TYRE SUPPLIER

JP250 鈴鹿4時間耐久ロードレース ウォームアップ

2024 / 11 / 24 :



SUZUKA CIRCUIT

個別ラップ表

Weather :Fine

Full Course 2-Wheels(5,821m)

Track :Dry

No	44	Best Time	2'46.417	125.922 km/h
Name	岡田/山崎/高田	Total Time	40'55.713	8 Laps
Team	MC racing with 8810R	Average Lap Time	3'30.766	
Type	Honda/CBR250RR	Today's Rank	24 / 45	
		Today's Top Time	2'35.396	134.853 km/h
No	44 (Driver1)	Best Time	2'46.417	125.922 km/h
Name	岡田 正樹	Total Time	12'42.803	3 Laps
Team	MC racing with 8810R	Average Lap Time	2'47.667	
Type	Honda/CBR250RR	Today's Rank	59 / 123	
		Today's Top Time	2'29.648	140.033 km/h
No	44 (Driver2)	Best Time	2'54.383	120.170 km/h
Name	山崎 憲一	Total Time	28'12.910	5 Laps
Team	MC racing with 8810R	Average Lap Time	2'58.140	
Type	Honda/CBR250RR	Today's Rank	92 / 123	
		Today's Top Time	2'29.648	140.033 km/h
No	44 (Driver3)	Best Time		km/h
Name	高田 達人	Total Time		Laps
Team	MC racing with 8810R	Average Lap Time		
Type	Honda/CBR250RR	Today's Rank		
		Today's Top Time	2'29.648	140.033 km/h

Lap	Passing Time	Lap Time	Sec1	Sec2	Sec3	Sec4	km/h	Driver No
1.	16'20.348			30.059	1'07.869	31.986	177.455	2
2.	19'17.046	2'56.698 (5)	47.822	29.327	1'06.718	32.831	178.174	2
3.	22'11.538	2'54.492 (4)	47.057	29.309	1'06.276	31.850	179.265	2
4.	25'05.921	2'54.383 (3)	46.967	29.322	1'05.944	32.150	181.113	2
5.	28'12.910	3'06.989 (6)	46.546	29.147	1'06.304	44.992	177.097	2
		Pit						
6.	35'20.379	7'07.469 (7)	5'04.678	28.430	1'03.850	30.511	180.741	1
7.	38'06.796	<b>B 2'46.417</b> (1)	45.012	27.819	1'02.323	31.263	181.113	1
8.	40'55.713	2'48.917 (2)	45.097	29.904	1'03.202	30.714	185.316	1



JP250 4時間耐久  
ロードレース

MFJ承認競技会

**FUN&RUN! 2-Wheels**



JP250 DUNLOP OFFICIAL TYRE SUPPLIER

JP250 鈴鹿4時間耐久ロードレース ウォームアップ

2024 / 11 / 24 :



SUZUKA CIRCUIT

個別ラップ表

Weather :Fine

Full Course 2-Wheels(5,821m)

Track :Dry

No	57	Best Time	2'49.563	123.586 km/h
Name	金内/山本	Total Time	40'06.274	12 Laps
Team	RUNZE@鈴鹿R&D	Average Lap Time	3'19.451	
Type	YAMAHA/YZF-R25	Today's Rank	29 / 45	
		Today's Top Time	2'35.396	134.853 km/h
No	57 (Driver1)	Best Time	2'55.661	119.296 km/h
Name	金内 紀雄	Total Time	30'26.592	9 Laps
Team	RUNZE@鈴鹿R&D	Average Lap Time	3'21.784	
Type	YAMAHA/YZF-R25	Today's Rank	97 / 123	
		Today's Top Time	2'29.648	140.033 km/h
No	57 (Driver2)	Best Time	2'49.563	123.586 km/h
Name	山本 宏幸	Total Time	9'39.682	3 Laps
Team	RUNZE@鈴鹿R&D	Average Lap Time	2'50.081	
Type	YAMAHA/YZF-R25	Today's Rank	73 / 123	
		Today's Top Time	2'29.648	140.033 km/h

Lap	Passing Time	Lap Time	Sec1	Sec2	Sec3	Sec4	km/h	Driver No
1.	3'32.313			31.680	1'10.133	33.715	168.276	1
2.	6'33.831	3'01.518 (7)	49.038	31.124	1'08.510	32.846	166.679	1
3.	10'29.306	Pit 3'55.475 (9)	55.302	44.247	1'20.344	55.582	70.048	1
4.	15'35.565	5'06.259 (11)	2'52.550	31.661	1'09.354	32.694	167.634	1
5.	18'31.392	2'55.827 (4)	47.359	29.032	1'06.895	32.541	167.954	1
6.	21'27.290	2'55.898 (5)	46.731	29.566	1'06.594	33.007	167.634	1
7.	24'25.292	2'58.002 (6)	47.651	30.679	1'07.384	32.288	170.563	1
8.	27'20.953	2'55.661 (3)	47.325	28.493	1'06.736	33.107	166.996	1
9.	30'26.592	Pit 3'05.639 (8)	48.287	28.997	1'06.290	42.065	164.187	1
10.	34'26.111	3'59.519 (10)	1'52.172	29.595	1'06.140	31.612	169.249	2
11.	37'16.711	2'50.600 (2)	46.109	28.369	1'04.919	31.203	166.364	2
12.	40'06.274	<b>B 2'49.563</b> (1)	46.142	27.937	1'04.162	31.322	167.954	2



JP250 4時間耐久  
ロードレース

MFJ承認競技会

**FUN&RUN! 2-Wheels**



JP250 DUNLOP OFFICIAL TYRE SUPPLIER

JP250 鈴鹿4時間耐久ロードレース ウォームアップ

2024 / 11 / 24 :



SUZUKA CIRCUIT

個別ラップ表

Weather :Fine

Full Course 2-Wheels(5,821m)

Track :Dry

No	58	Best Time	2'38.262	132.411 km/h
Name	大塚/草薙	Total Time	41'59.454	14 Laps
Team	TEAM ATSU+speedHeart+DFR	Average Lap Time	2'57.143	
Type	Honda/CBR250RR	Today's Rank	3 / 45	
		Today's Top Time	2'35.396	134.853 km/h
No	58 (Driver1)	Best Time	2'43.667	128.038 km/h
Name	大塚 将樹	Total Time	24'56.740	8 Laps
Team	TEAM ATSU+speedHeart+DFR	Average Lap Time	3'02.878	
Type	Honda/CBR250RR	Today's Rank	43 / 123	
		Today's Top Time	2'29.648	140.033 km/h
No	58 (Driver2)	Best Time	2'38.262	132.411 km/h
Name	草薙 伸一	Total Time	17'02.714	6 Laps
Team	TEAM ATSU+speedHeart+DFR	Average Lap Time	2'40.507	
Type	Honda/CBR250RR	Today's Rank	20 / 123	
		Today's Top Time	2'29.648	140.033 km/h

Lap	Passing Time	Lap Time	Sec1	Sec2	Sec3	Sec4	km/h	Driver No
				29.646	1'03.737	30.691	178.900	1
1.	3'36.589							
2.	6'34.364	2'57.775 (10)	45.361	30.800	1'08.495	33.119	164.494	1
3.	10'22.442	3'48.078 (13)	55.058	44.210	1'20.095	48.715	66.095	1
4.	13'53.918	3'31.476 (11)	1'13.727	41.273	1'05.597	30.879	179.632	1
5.	16'37.972	2'44.054 (8)	44.295	27.038	1'02.702	30.019	181.488	1
6.	19'22.024	2'44.052 (7)	44.070	27.263	1'01.834	30.885	179.632	1
7.	22'05.691	2'43.667 (6)	44.577	27.024	1'01.774	30.292	178.537	1
8.	24'56.740	2'51.049 (9)	44.395	26.922	1'02.089	37.643	175.680	1
		Pit						
9.	28'36.916	3'40.176 (12)	1'39.780	27.632	1'02.349	30.415	182.241	2
10.	31'19.165	2'42.249 (5)	44.400	26.975	1'00.973	29.901	186.894	2
11.	34'00.342	2'41.177 (3)	44.012	26.561	1'00.914	29.690	183.000	2
12.	36'41.681	2'41.339 (4)	43.621	26.345	1'01.549	29.824	181.488	2
13.	39'21.192	2'39.511 (2)	43.572	26.199	1'00.437	29.303	180.370	2
14.	41'59.454	<b>B 2'38.262</b> (1)	43.196	25.919	1'00.059	29.088	183.382	2



JP250 4時間耐久  
ロードレース

MFJ承認競技会

**FUN&RUN! 2-Wheels**



JP250 DUNLOP OFFICIAL TYRE SUPPLIER

JP250 鈴鹿4時間耐久ロードレース ウォームアップ

2024 / 11 / 24 :



SUZUKA CIRCUIT

個別ラップ表

Weather :Fine

Full Course 2-Wheels(5,821m)

Track :Dry

No	61	Best Time	3'01.565	115.417 km/h
Name	満野/山住	Total Time	30'05.684	8 Laps
Team	OMRacing+はたけやま鍼灸整骨院+M	Average Lap Time	3'41.260	
Type	YAMAHA/YZF-R25	Today's Rank	42 / 45	
		Today's Top Time	2'35.396	134.853 km/h
No	61 (Driver1)	Best Time	3'01.565	115.417 km/h
Name	満野 吉則	Total Time	25'47.832	7 Laps
Team	OMRacing+はたけやま鍼灸整骨院+M	Average Lap Time	3'35.162	
Type	YAMAHA/YZF-R25	Today's Rank	108 / 123	
		Today's Top Time	2'29.648	140.033 km/h
No	61 (Driver2)	Best Time	4'17.852	81.270 km/h
Name	山住 昇	Total Time	4'17.852	1 Laps
Team	OMRacing+はたけやま鍼灸整骨院+M	Average Lap Time		
Type	YAMAHA/YZF-R25	Today's Rank	118 / 123	
		Today's Top Time	2'29.648	140.033 km/h

Lap	Passing Time	Lap Time	Sec1	Sec2	Sec3	Sec4	km/h	Driver No
				32.394	1'14.207	35.202	159.709	1
1.	4'16.859							
		3'44.764 (4)	57.947	45.172	1'18.414	43.231	101.315	1
2.	8'01.623							
		4'07.473 (5)	1'12.600	43.627	1'28.067	43.179	98.475	1
3.	12'09.096							
		3'11.542 (2)	52.136	32.421	1'11.742	35.243	162.066	1
4.	15'20.638							
		<b>B 3'01.565</b> (1)	49.173	29.766	1'08.789	33.837	163.575	1
5.	18'22.203							
		3'16.006 (3)	49.436	30.768	1'09.985	45.817	151.448	1
6.	21'38.209	Pit						
		4'17.852 (7)	1'47.515	31.361	1'09.264	49.712	160.292	2
7.	25'56.061	Pit						
		4'09.623 (6)	1'46.859	29.831	1'08.808	44.125	155.469	1
8.	30'05.684	Pit						



JP250 4時間耐久  
ロードレース

MFJ承認競技会

**FUN&RUN! 2-Wheels**



JP250 DUNLOP OFFICIAL TYRE SUPPLIER

JP250 鈴鹿4時間耐久ロードレース ウォームアップ

2024 / 11 / 24 :

SUZUKA CIRCUIT  
Full Course 2-Wheels(5,821m)

個別ラップ表

Weather :Fine  
Track :Dry

No	63	Best Time	2'55.123	119.662 km/h
Name	河野/上久保/多賀	Total Time	27'10.554	8 Laps
Team	Club BATTLE	Average Lap Time	3'26.442	
Type	Honda/CBR250RR	Today's Rank	38 / 45	
		Today's Top Time	2'35.396	134.853 km/h
No	63 (Driver1)	Best Time	2'55.123	119.662 km/h
Name	河野 弘樹	Total Time	13'12.361	4 Laps
Team	Club BATTLE	Average Lap Time	2'57.826	
Type	Honda/CBR250RR	Today's Rank	96 / 123	
		Today's Top Time	2'29.648	140.033 km/h
No	63 (Driver2)	Best Time	2'57.185	118.270 km/h
Name	上久保 学	Total Time	13'58.193	4 Laps
Team	Club BATTLE	Average Lap Time	3'37.577	
Type	Honda/CBR250RR	Today's Rank	100 / 123	
		Today's Top Time	2'29.648	140.033 km/h
No	63 (Driver3)	Best Time		km/h
Name	多賀 英昭	Total Time		Laps
Team	Club BATTLE	Average Lap Time		
Type	Honda/CBR250RR	Today's Rank		
		Today's Top Time	2'29.648	140.033 km/h

Lap	Passing Time	Lap Time	Sec1	Sec2	Sec3	Sec4	km/h	Driver No
1.	3'05.460			30.650	1'07.453	32.195	172.574	2
2.	6'02.645	2'57.185 (3)	47.037	28.772	1'06.043	35.333	172.574	2
3.	10'09.317	4'06.672 (6)	1'16.923	41.984	1'23.032	44.733	101.549	2
4.	13'58.193	3'48.876 (5)	1'16.461	41.999	1'08.340	42.076	169.575	2
5.	18'17.074	4'18.881 (7)	2'05.277	30.547	1'09.112	33.945	172.574	1
6.	21'12.911	2'55.837 (2)	48.072	29.003	1'06.173	32.589	176.032	1
7.	24'08.034	<b>B 2'55.123</b> (1)	48.522	28.528	1'05.624	32.449	178.174	1
8.	27'10.554	3'02.520 (4)	46.538	28.466	1'04.435	43.081	177.455	1



JP250 4時間耐久  
ロードレース

MFJ承認競技会

**FUN&RUN! 2-Wheels**



JP250 DUNLOP OFFICIAL TYRE SUPPLIER

JP250 鈴鹿4時間耐久ロードレース ウォームアップ

2024 / 11 / 24 :



SUZUKA CIRCUIT

個別ラップ表

Weather :Fine

Full Course 2-Wheels(5,821m)

Track :Dry

No	66	Best Time	2'41.813	129.505 km/h
Name	永吉/安田	Total Time	42'09.812	10 Laps
Team	攻明なTSC	Average Lap Time	2'54.284	
Type	Honda/CBR250RR	Today's Rank	10 / 45	
		Today's Top Time	2'35.396	134.853 km/h
No	66 (Driver1)	Best Time	2'45.826	126.371 km/h
Name	永吉 輝道	Total Time	24'40.162	4 Laps
Team	攻明なTSC	Average Lap Time	2'52.970	
Type	Honda/CBR250RR	Today's Rank	53 / 123	
		Today's Top Time	2'29.648	140.033 km/h
No	66 (Driver2)	Best Time	2'41.813	129.505 km/h
Name	安田 唯二	Total Time	17'29.650	6 Laps
Team	攻明なTSC	Average Lap Time	2'43.174	
Type	Honda/CBR250RR	Today's Rank	37 / 123	
		Today's Top Time	2'29.648	140.033 km/h

Lap	Passing Time	Lap Time	Sec1	Sec2	Sec3	Sec4	km/h	Driver No
				29.863	1'05.472	30.692	185.316	1
1.	16'01.251							
2.	18'49.836	2'48.585 (7)	46.497	28.110	1'03.651	30.327	181.488	1
3.	21'35.662	2'45.826 (6)	45.152	27.402	1'02.509	30.763	184.151	1
4.	24'40.162	3'04.500 (8)	44.662	27.249	1'07.218	45.371	175.680	1
		Pit						
5.	28'33.938	3'53.776 (9)	1'47.151	31.014	1'04.163	31.448	186.102	2
6.	31'19.476	2'45.538 (5)	45.060	28.220	1'01.522	30.736	188.094	2
7.	34'02.912	2'43.436 (4)	44.906	26.548	1'01.605	30.377	188.498	2
8.	36'44.725	<b>B 2'41.813</b> (1)	44.081	26.744	1'00.907	30.081	187.292	2
9.	39'27.822	2'43.097 (3)	43.993	26.700	1'02.620	29.784	184.926	2
10.	42'09.812	2'41.990 (2)	43.923	27.050	1'01.045	29.972	186.102	2



JP250 4時間耐久  
ロードレース

MFJ承認競技会

**FUN&RUN! 2-Wheels**



JP250 DUNLOP OFFICIAL TYRE SUPPLIER

JP250 鈴鹿4時間耐久ロードレース ウォームアップ

2024 / 11 / 24 :



SUZUKA CIRCUIT

個別ラップ表

Weather :Fine

Full Course 2-Wheels(5,821m)

Track :Dry

No	69	Best Time	2'45.050	126.965 km/h
Name	永井/塩野/田辺	Total Time	41'07.855	13 Laps
Team	KIT Racing&小浜ニ輪庫	Average Lap Time	3'06.147	
Type	Honda/CBR250RR	Today's Rank	18 / 45	
		Today's Top Time	2'35.396	134.853 km/h
No	69 (Driver1)	Best Time	2'45.050	126.965 km/h
Name	永井 一幸	Total Time	15'13.139	5 Laps
Team	KIT Racing&小浜ニ輪庫	Average Lap Time	2'45.632	
Type	Honda/CBR250RR	Today's Rank	51 / 123	
		Today's Top Time	2'29.648	140.033 km/h
No	69 (Driver2)	Best Time		km/h
Name	塩野 仁史	Total Time		Laps
Team	KIT Racing&小浜ニ輪庫	Average Lap Time		
Type	Honda/CBR250RR	Today's Rank		
		Today's Top Time	2'29.648	140.033 km/h
No	69 (Driver3)	Best Time	2'50.819	122.677 km/h
Name	田辺 利治	Total Time	25'54.716	8 Laps
Team	KIT Racing&小浜ニ輪庫	Average Lap Time	3'08.661	
Type	Honda/CBR250RR	Today's Rank	78 / 123	
		Today's Top Time	2'29.648	140.033 km/h

Lap	Passing Time	Lap Time	Sec1	Sec2	Sec3	Sec4	km/h	Driver No
				32.954	1'05.831	32.312	177.814	3
1.	3'54.087							
		2'56.106 (7)	49.051	28.887	1'05.579	32.589	176.740	3
2.	6'50.193							
		3'37.918 (11)	47.590	40.997	1'18.597	50.734	82.868	3
3.	10'28.111							
		3'37.528 (10)	1'11.606	43.760	1'07.632	34.530	167.954	3
4.	14'05.639							
		2'56.981 (8)	47.586	29.786	1'08.031	31.578	176.032	3
5.	17'02.620							
		2'52.336 (6)	46.973	28.361	1'03.989	33.013	174.980	3
6.	19'54.956							
		2'50.819 (5)	46.757	28.255	1'04.141	31.666	178.174	3
7.	22'45.775							
		3'08.941 (9)	46.717	28.454	1'04.364	49.406	165.736	3
8.	25'54.716	Pit						
		4'10.610 (12)	2'08.371	28.040	1'03.331	30.868	178.900	1
9.	30'05.326							
		2'46.445 (4)	45.675	27.618	1'02.598	30.554	179.632	1
10.	32'51.771							
		2'45.266 (2)	44.595	27.325	1'02.686	30.660	177.097	1
11.	35'37.037							
		<b>B 2'45.050</b> (1)	44.646	27.232	1'02.508	30.664	177.455	1
12.	38'22.087							
		2'45.768 (3)	44.294	27.229	1'03.471	30.774	179.265	1
13.	41'07.855							





JP250 4時間耐久  
ロードレース

MFJ承認競技会

**FUN&RUN! 2-Wheels**



JP250 DUNLOP OFFICIAL TYRE SUPPLIER

JP250 鈴鹿4時間耐久ロードレース ウォームアップ

2024 / 11 / 24 :



SUZUKA CIRCUIT

個別ラップ表

Weather :Fine

Full Course 2-Wheels(5,821m)

Track :Dry

No	70	Best Time	2'43.230	128.381 km/h
Name	柳谷/本田/細川	Total Time	40'25.217	13 Laps
Team	ハタレーシング	Average Lap Time	3'03.277	
Type	Honda/CBR250RR	Today's Rank	12 / 45	
		Today's Top Time	2'35.396	134.853 km/h
No	70 (Driver1)	Best Time	2'43.230	128.381 km/h
Name	柳谷 尚邦	Total Time	15'13.195	5 Laps
Team	ハタレーシング	Average Lap Time	2'43.794	
Type	Honda/CBR250RR	Today's Rank	39 / 123	
		Today's Top Time	2'29.648	140.033 km/h
No	70 (Driver2)	Best Time	2'43.461	128.199 km/h
Name	本田 知英	Total Time	25'12.022	8 Laps
Team	ハタレーシング	Average Lap Time	3'03.733	
Type	Honda/CBR250RR	Today's Rank	41 / 123	
		Today's Top Time	2'29.648	140.033 km/h
No	70 (Driver3)	Best Time		km/h
Name	細川 和彦	Total Time		Laps
Team	ハタレーシング	Average Lap Time		
Type	Honda/CBR250RR	Today's Rank		
		Today's Top Time	2'29.648	140.033 km/h

Lap	Passing Time	Lap Time	Sec1	Sec2	Sec3	Sec4	km/h	Driver No
1.	3'45.891			32.795	1'09.998	33.544	177.455	2
2.	6'43.773	2'57.882 (9)	48.233	30.132	1'07.040	32.477	177.097	2
3.	10'24.602	3'40.829 (11)	47.693	44.430	1'19.291	49.415	67.002	2
4.	13'59.616	3'35.014 (10)	1'13.071	43.418	1'06.755	31.770	172.574	2
5.	16'47.677	2'48.061 (7)	44.705	29.150	1'03.036	31.170	184.926	2
6.	19'34.188	2'46.511 (6)	44.347	27.071	1'03.274	31.819	183.000	2
7.	22'17.649	2'43.461 (3)	44.429	26.992	1'01.794	30.246	181.113	2
8.	25'12.022	2'54.373 (8)	43.981	27.185	1'03.973	39.234	174.980	2
9.	29'30.040	4'18.018 (12)	2'15.777	28.965	1'03.152	30.124	174.286	1
10.	32'14.755	2'44.715 (5)	44.735	27.130	1'02.667	30.183	173.597	1
11.	34'58.549	2'43.794 (4)	44.408	27.169	1'02.126	30.091	173.597	1
12.	37'41.779	<b>B 2'43.230</b> (1)	44.438	26.759	1'02.129	29.904	173.941	1
13.	40'25.217	2'43.438 (2)	44.171	26.983	1'01.895	30.389	174.632	1



JP250 4時間耐久  
ロードレース

MFJ承認競技会

FUN&RUN! 2-Wheels



JP250 DUNLOP OFFICIAL TYRE SUPPLIER

JP250 鈴鹿4時間耐久ロードレース ウォームアップ

2024 / 11 / 24 :



SUZUKA CIRCUIT

個別ラップ表

Weather :Fine

Full Course 2-Wheels(5,821m)

Track :Dry

No	71	Best Time	2'56.044	119.036 km/h
Name	後呂/川端	Total Time	41'05.000	12 Laps
Team	はっぴいえんどプロジェクト	Average Lap Time	3'25.484	
Type	Honda/CBR250RR	Today's Rank	39 / 45	
		Today's Top Time	2'35.396	134.853 km/h
No	71 (Driver1)	Best Time	2'56.044	119.036 km/h
Name	後呂 好員	Total Time	16'37.356	5 Laps
Team	はっぴいえんどプロジェクト	Average Lap Time	2'59.331	
Type	Honda/CBR250RR	Today's Rank	98 / 123	
		Today's Top Time	2'29.648	140.033 km/h
No	71 (Driver2)	Best Time	3'02.357	114.915 km/h
Name	川端 えり	Total Time	24'27.644	7 Laps
Team	はっぴいえんどプロジェクト	Average Lap Time	3'30.495	
Type	Honda/CBR250RR	Today's Rank	110 / 123	
		Today's Top Time	2'29.648	140.033 km/h

Lap	Passing Time	Lap Time	Sec1	Sec2	Sec3	Sec4	km/h	Driver No
1.	3'24.672			34.612	1'15.107	35.658	160.585	2
2.	6'29.263	3'04.591 (5)	50.689	30.702	1'09.288	33.912	171.228	2
3.	10'18.988	3'49.725 (9)	57.468	43.245	1'21.673	47.339	75.270	2
4.	14'01.737	3'42.749 (8)	1'14.788	43.390	1'10.441	34.130	171.898	2
5.	17'24.004	Pit 3'22.267 (7)	49.863	30.892	1'13.162	48.350	157.138	2
6.	22'04.035	4'40.031 (11)	2'29.524	30.288	1'08.008	32.211	171.898	1
7.	25'00.212	2'56.177 (2)	47.927	29.469	1'06.476	32.305	171.898	1
8.	27'56.256	<b>B 2'56.044</b> (1)	48.445	29.190	1'06.313	32.096	172.235	1
9.	30'53.221	2'56.965 (3)	48.912	29.477	1'06.959	31.617	173.941	1
10.	34'01.360	Pit 3'08.139 (6)	47.699	29.297	1'07.088	44.055	167.314	1
11.	38'02.643	4'01.283 (10)	1'47.557	30.474	1'08.280	34.972	161.174	2
12.	41'05.000	3'02.357 (4)	48.645	31.407	1'08.481	33.824	168.923	2



JP250 4時間耐久  
ロードレース

MFJ承認競技会

**FUN&RUN! 2-Wheels**



JP250 DUNLOP OFFICIAL TYRE SUPPLIER

JP250 鈴鹿4時間耐久ロードレース ウォームアップ

2024 / 11 / 24 :



SUZUKA CIRCUIT

個別ラップ表

Weather :Fine

Full Course 2-Wheels(5,821m)

Track :Dry

No	74	Best Time	2'46.274	126.031 km/h
Name	丸川/石崎	Total Time	40'54.976	13 Laps
Team	Bike Shop Larimar + 滋賀ロシ + 乱乱	Average Lap Time	3'05.278	
Type	Kawasaki/ZX-25R	Today's Rank	23 / 45	
		Today's Top Time	2'35.396	134.853 km/h
No	74 (Driver1)	Best Time	2'46.571	125.806 km/h
Name	丸川 広夢	Total Time	18'26.067	6 Laps
Team	Bike Shop Larimar + 滋賀ロシ + 乱乱	Average Lap Time	2'48.581	
Type	Kawasaki/ZX-25R	Today's Rank	62 / 123	
		Today's Top Time	2'29.648	140.033 km/h
No	74 (Driver2)	Best Time	2'46.274	126.031 km/h
Name	石崎 篤	Total Time	22'28.909	7 Laps
Team	Bike Shop Larimar + 滋賀ロシ + 乱乱	Average Lap Time	3'06.212	
Type	Kawasaki/ZX-25R	Today's Rank	58 / 123	
		Today's Top Time	2'29.648	140.033 km/h

Lap	Passing Time	Lap Time	Sec1	Sec2	Sec3	Sec4	km/h	Driver No
1.	3'51.633			31.259	1'06.016	31.328	189.719	2
2.	6'45.328	2'53.695 (8)	46.998	29.407	1'05.761	31.529	187.692	2
3.	10'25.388	3'40.060 (11)	46.960	44.159	1'19.174	49.767	72.475	2
4.	13'56.543	3'31.155 (10)	1'12.792	42.083	1'04.983	31.297	186.894	2
5.	16'45.696	2'49.153 (5)	46.450	28.551	1'03.427	30.725	191.790	2
6.	19'31.970	<b>B 2'46.274</b> (1)	44.971	27.759	1'03.066	30.478	190.130	2
7.	22'28.909	2'56.939 (9)	45.539	27.812	1'02.387	41.201	178.174	2
8.	26'52.070	4'23.161 (12)	2'16.764	29.627	1'05.897	30.873	186.102	1
9.	29'42.282	2'50.212 (6)	46.680	28.968	1'04.156	30.408	190.542	1
10.	32'30.606	2'48.324 (4)	45.350	29.081	1'02.902	30.991	188.498	1
11.	35'17.791	2'47.185 (3)	45.685	28.460	1'02.593	30.447	188.094	1
12.	38'04.362	2'46.571 (2)	45.432	28.212	1'02.720	30.207	187.692	1
13.	40'54.976	2'50.614 (7)	47.221	29.835	1'03.290	30.268	188.094	1



JP250 4時間耐久  
ロードレース

MFJ承認競技会

**FUN&RUN! 2-Wheels**



JP250 DUNLOP OFFICIAL TYRE SUPPLIER

JP250 鈴鹿4時間耐久ロードレース ウォームアップ

2024 / 11 / 24 :



SUZUKA CIRCUIT

個別ラップ表

Weather :Fine

Full Course 2-Wheels(5,821m)

Track :Dry

No	75	Best Time	2'47.683	124.972 km/h
Name	北野/北野	Total Time	36'17.294	11 Laps
Team	EIGHT 才谷屋Factory エニシ	Average Lap Time	3'17.498	
Type	Honda/CBR250RR	Today's Rank	27 / 45	
		Today's Top Time	2'35.396	134.853 km/h

No	75 (Driver1)	Best Time	2'47.683	124.972 km/h
Name	北野 圭太	Total Time	22'28.274	7 Laps
Team	EIGHT 才谷屋Factory エニシ	Average Lap Time	3'10.994	
Type	Honda/CBR250RR	Today's Rank	65 / 123	
		Today's Top Time	2'29.648	140.033 km/h

No	75 (Driver2)	Best Time	2'47.842	124.853 km/h
Name	北野 敬	Total Time	13'49.020	4 Laps
Team	EIGHT 才谷屋Factory エニシ	Average Lap Time	2'58.550	
Type	Honda/CBR250RR	Today's Rank	67 / 123	
		Today's Top Time	2'29.648	140.033 km/h

Lap	Passing Time	Lap Time	Sec1	Sec2	Sec3	Sec4	km/h	Driver No
1.	3'22.305			28.612	1'06.714	32.406	174.980	1
2.	6'20.436	2'58.131 (5)	47.894	29.861	1'07.432	32.944	169.575	1
3.	10'16.715	3'56.279 (9)	1'04.445	41.962	1'22.944	46.928	75.141	1
4.	13'50.906	3'34.191 (8)	1'15.058	41.185	1'05.632	32.316	183.766	1
5.	16'39.713	2'48.807 (3)	45.715	28.472	1'03.667	30.953	184.151	1
6.	19'27.396	<b>B 2'47.683</b> (1)	45.334	27.478	1'03.789	31.082	180.370	1
7.	22'28.274	3'00.878 (6)	45.342	28.174	1'04.607	42.755	163.575	1
		Pit						
8.	27'21.642	4'53.368 (10)	2'45.286	29.993	1'05.984	32.105	178.900	2
9.	30'15.074	2'53.432 (4)	49.369	28.969	1'04.401	30.693	177.097	2
10.	33'02.916	2'47.842 (2)	45.451	28.158	1'03.198	31.035	178.900	2
11.	36'17.294	3'14.378 (7)	47.937	29.133	1'08.587	48.721	158.556	2
		Pit						



JP250 4時間耐久  
ロードレース

MFJ承認競技会

**FUN&RUN! 2-Wheels**



JP250 DUNLOP OFFICIAL TYRE SUPPLIER

JP250 鈴鹿4時間耐久ロードレース ウォームアップ

2024 / 11 / 24 :



SUZUKA CIRCUIT

個別ラップ表

Weather :Fine

Full Course 2-Wheels(5,821m)

Track :Dry

No	80	Best Time	2'52.714	121.331 km/h
Name	坂本/安田/西窪	Total Time	41'49.727	10 Laps
Team	モトダイナ-RT・八尾カサキ	Average Lap Time	3'04.625	
Type	Kawasaki/Ninja250	Today's Rank	33 / 45	
		Today's Top Time	2'35.396	134.853 km/h
No	80 (Driver1)	Best Time	3'14.383	107.806 km/h
Name	坂本 和哉	Total Time	17'22.480	2 Laps
Team	モトダイナ-RT・八尾カサキ	Average Lap Time	3'14.383	
Type	Kawasaki/Ninja250	Today's Rank	115 / 123	
		Today's Top Time	2'29.648	140.033 km/h
No	80 (Driver2)	Best Time		km/h
Name	安田 治彦	Total Time		Laps
Team	モトダイナ-RT・八尾カサキ	Average Lap Time		
Type	Kawasaki/Ninja250	Today's Rank		
		Today's Top Time	2'29.648	140.033 km/h
No	80 (Driver3)	Best Time	2'52.714	121.331 km/h
Name	西窪 隆	Total Time	24'27.247	8 Laps
Team	モトダイナ-RT・八尾カサキ	Average Lap Time	2'54.500	
Type	Kawasaki/Ninja250	Today's Rank	82 / 123	
		Today's Top Time	2'29.648	140.033 km/h

Lap	Passing Time	Lap Time	Sec1	Sec2	Sec3	Sec4	km/h	Driver No
1.	14'08.097			45.270	1'08.534	33.000	165.736	1
2.	17'22.480	Pit	3'14.383 (8)	47.059	29.607	1'07.821	164.494	1
3.	21'28.224		4'05.744 (9)	1'55.082	30.724	1'06.520	169.575	3
4.	24'25.689		2'57.465 (7)	48.029	30.118	1'07.121	171.563	3
5.	27'21.069		2'55.380 (5)	47.981	28.812	1'05.678	169.903	3
6.	30'16.939		2'55.870 (6)	48.307	29.398	1'05.715	166.996	3
7.	33'09.983		2'53.044 (2)	46.709	28.844	1'05.321	169.249	3
8.	36'03.099		2'53.116 (3)	47.024	28.541	1'05.685	166.996	3
9.	38'55.813		<b>B 2'52.714</b> (1)	46.840	28.785	1'05.173	167.954	3
10.	41'49.727		2'53.914 (4)	46.887	28.875	1'06.171	166.679	3



JP250 4時間耐久  
ロードレース

MFJ承認競技会

**FUN&RUN! 2-Wheels**



JP250 DUNLOP OFFICIAL TYRE SUPPLIER

JP250 鈴鹿4時間耐久ロードレース ウォームアップ

2024 / 11 / 24 :



SUZUKA CIRCUIT

個別ラップ表

Weather :Fine

Full Course 2-Wheels(5,821m)

Track :Dry

No	84	Best Time	2'49.473	123.652 km/h
Name	坂口/大浦	Total Time	40'06.978	12 Laps
Team	岩本レーシング おいしいよ白チュー	Average Lap Time	3'14.963	
Type	Honda/CBR250RR	Today's Rank	28 / 45	
		Today's Top Time	2'35.396	134.853 km/h

No	84 (Driver1)	Best Time	2'54.865	119.839 km/h
Name	坂口 浩	Total Time	21'11.198	6 Laps
Team	岩本レーシング おいしいよ白チュー	Average Lap Time	3'21.762	
Type	Honda/CBR250RR	Today's Rank	93 / 123	
		Today's Top Time	2'29.648	140.033 km/h

No	84 (Driver2)	Best Time	2'49.473	123.652 km/h
Name	大浦 兼嗣	Total Time	18'55.780	6 Laps
Team	岩本レーシング おいしいよ白チュー	Average Lap Time	2'50.723	
Type	Honda/CBR250RR	Today's Rank	72 / 123	
		Today's Top Time	2'29.648	140.033 km/h

Lap	Passing Time	Lap Time	Sec1	Sec2	Sec3	Sec4	km/h	Driver No
				33.749	1'10.824	34.652	178.900	1
1.	4'22.385							
2.	8'02.564	3'40.179 (9)	53.458	44.667	1'18.612	43.442	95.791	1
3.	12'09.500	4'06.936 (10)	1'12.063	43.756	1'28.347	42.770	93.546	1
4.	15'08.840	2'59.340 (7)	51.201	29.863	1'06.156	32.120	181.488	1
5.	18'03.705	2'54.865 (6)	47.263	28.668	1'06.328	32.606	179.632	1
6.	21'11.198	3'07.493 (8)	46.821	28.998	1'05.292	46.382	174.980	1
		Pit						
7.	25'53.359	4'42.161 (11)	2'33.168	29.824	1'06.146	33.023	177.097	2
8.	28'45.280	2'51.921 (4)	47.058	29.663	1'04.112	31.088	178.174	2
9.	31'37.300	2'52.020 (5)	47.832	29.026	1'03.598	31.564	178.174	2
10.	34'27.975	2'50.675 (3)	46.669	28.634	1'03.825	31.547	180.741	2
11.	37'17.448	<b>B 2'49.473</b> (1)	46.123	28.429	1'03.416	31.505	170.895	2
12.	40'06.978	2'49.530 (2)	46.574	28.041	1'03.445	31.470	172.574	2



JP250 4時間耐久  
ロードレース

MFJ承認競技会

**FUN&RUN! 2-Wheels**



JP250 DUNLOP OFFICIAL TYRE SUPPLIER

JP250 鈴鹿4時間耐久ロードレース ウォームアップ

2024 / 11 / 24



SUZUKA CIRCUIT

個別ラップ表

Weather :Fine

Full Course 2-Wheels(5,821m)

Track :Dry

No	86	Best Time	2'54.035	120.410 km/h
Name	東松/竹中	Total Time	42'03.248	13 Laps
Team	ふじはし303-Racing	Average Lap Time	3'13.063	
Type	Honda/CDR250RR	Today's Rank	36 / 45	
		Today's Top Time	2'35.396	134.853 km/h

No	86 (Driver1)	Best Time	2'54.035	120.410 km/h
Name	東松 範暉	Total Time	21'40.201	7 Laps
Team	ふじはし303-Racing	Average Lap Time	2'56.426	
Type	Honda/CDR250RR	Today's Rank	90 / 123	
		Today's Top Time	2'29.648	140.033 km/h

No	86 (Driver2)	Best Time	3'03.547	114.170 km/h
Name	竹中 公也	Total Time	20'23.047	6 Laps
Team	ふじはし303-Racing	Average Lap Time	3'23.311	
Type	Honda/CDR250RR	Today's Rank	111 / 123	
		Today's Top Time	2'29.648	140.033 km/h

Lap	Passing Time	Lap Time	Sec1	Sec2	Sec3	Sec4	km/h	Driver No
1.	3'26.490			31.715	1'10.301	34.567	163.881	2
2.	6'31.147	3'04.657 (8)	50.130	30.983	1'08.905	34.639	168.923	2
3.	10'20.630	3'49.483 (11)	56.631	43.532	1'21.332	47.988	70.385	2
4.	14'04.916	3'44.286 (10)	1'14.181	43.745	1'11.810	34.550	159.130	2
5.	17'08.463	3'03.547 (7)	48.840	30.309	1'11.495	32.903	170.895	2
6.	20'23.047	3'14.584 (9)	46.667	28.697	1'08.178	51.042	153.298	2
7.	24'24.691	4'01.644 (12)	1'46.113	30.618	1'10.151	34.762	165.113	1
8.	27'24.671	2'59.980 (6)	49.485	29.611	1'07.933	32.951	166.364	1
9.	30'20.215	2'55.544 (3)	46.972	28.650	1'07.061	32.861	167.634	1
10.	33'14.826	2'54.611 (2)	46.878	28.776	1'06.510	32.447	167.954	1
11.	36'10.832	2'56.006 (4)	46.689	29.753	1'06.791	32.773	168.276	1
12.	39'09.213	2'58.381 (5)	48.360	29.176	1'08.421	32.424	166.679	1
13.	42'03.248	<b>B 2'54.035</b> (1)	46.644	28.845	1'06.609	31.937	168.599	1



JP250 4時間耐久  
ロードレース

MFJ承認競技会

FUN&RUN! 2-Wheels



JP250 DUNLOP OFFICIAL TYRE SUPPLIER

JP250 鈴鹿4時間耐久ロードレース ウォームアップ

2024 / 11 / 24 :



SUZUKA CIRCUIT

個別ラップ表

Weather :Fine

Full Course 2-Wheels(5,821m)

Track :Dry

No	87	Best Time	2'49.974	123.287 km/h
Name	奥中/茂手木	Total Time	41'56.715	13 Laps
Team	それいけカールくんRT + OH!3R	Average Lap Time	3'13.775	
Type	Honda/CBR250RR	Today's Rank	30 / 45	
		Today's Top Time	2'35.396	134.853 km/h

No	87 (Driver1)	Best Time		km/h
Name	奥中 凱心	Total Time		Laps
Team	それいけカールくんRT + OH!3R	Average Lap Time		
Type	Honda/CBR250RR	Today's Rank		
		Today's Top Time	2'29.648	140.033 km/h

No	87 (Driver2)	Best Time	2'49.974	123.287 km/h
Name	茂手木 博人	Total Time	41'56.715	13 Laps
Team	それいけカールくんRT + OH!3R	Average Lap Time	3'13.775	
Type	Honda/CBR250RR	Today's Rank	75 / 123	
		Today's Top Time	2'29.648	140.033 km/h

Lap	Passing Time	Lap Time	Sec1	Sec2	Sec3	Sec4	km/h	Driver No
1.	3'11.407			32.783	1'09.401	34.275	168.599	2
2.	6'09.772	2'58.365 (9)	47.778	30.270	1'07.085	33.232	171.563	2
3.	10'11.355	4'01.583 (11)	1'11.543	41.976	1'23.281	44.783	93.646	2
4.	14'07.233	3'55.878 (10)	1'16.300	42.673	1'08.724	48.181	158.843	2
		4'47.472 (12)	2'36.091	30.138	1'07.820	33.423	172.913	2
5.	18'54.705	2'55.886 (8)	46.988	29.758	1'06.532	32.608	171.228	2
6.	21'50.591	2'52.906 (6)	46.503	29.038	1'05.092	32.273	172.574	2
7.	24'43.497	2'52.118 (4)	45.988	28.827	1'05.290	32.013	172.574	2
8.	27'35.615	2'52.514 (5)	46.436	28.750	1'05.394	31.934	173.941	2
9.	30'28.129	2'51.735 (3)	47.113	28.689	1'04.569	31.364	175.329	2
10.	33'19.864	2'51.522 (2)	45.362	28.128	1'04.537	33.495	174.980	2
11.	36'11.386	2'55.355 (7)	48.353	29.180	1'06.138	31.684	171.228	2
12.	39'06.741	<b>B 2'49.974</b> (1)	45.563	28.392	1'04.692	31.327	168.923	2
13.	41'56.715							





JP250 4時間耐久  
ロードレース

MFJ承認競技会

**FUN&RUN! 2-Wheels**



JP250 DUNLOP OFFICIAL TYRE SUPPLIER

JP250 鈴鹿4時間耐久ロードレース ウォームアップ

2024 / 11 / 24 :



SUZUKA CIRCUIT

個別ラップ表

Weather :Fine

Full Course 2-Wheels(5,821m)

Track :Dry

No	88	Best Time	2'52.777	121.287 km/h
Name	平川/杉原	Total Time	28'34.689	8 Laps
Team	TEAM Hyper-Snake	Average Lap Time	3'26.605	
Type	Honda/CBR250RR	Today's Rank	35 / 45	
		Today's Top Time	2'35.396	134.853 km/h

No	88 (Driver1)	Best Time	2'52.777	121.287 km/h
Name	平川 敦裕	Total Time	13'06.015	4 Laps
Team	TEAM Hyper-Snake	Average Lap Time	2'57.687	
Type	Honda/CBR250RR	Today's Rank	85 / 123	
		Today's Top Time	2'29.648	140.033 km/h

No	88 (Driver2)	Best Time	3'18.265	105.695 km/h
Name	杉原 豊一	Total Time	15'28.674	4 Laps
Team	TEAM Hyper-Snake	Average Lap Time	3'40.074	
Type	Honda/CBR250RR	Today's Rank	116 / 123	
		Today's Top Time	2'29.648	140.033 km/h

Lap	Passing Time	Lap Time	Sec1	Sec2	Sec3	Sec4	km/h	Driver No
1.	4'28.451			33.188	1'11.707	35.122	169.249	2
2.	8'02.982	3'34.531 (5)	49.928	42.607	1'18.510	43.486	87.490	2
3.	12'10.409	4'07.427 (6)	1'11.990	43.759	1'28.852	42.826	97.384	2
4.	15'28.674	3'18.265 (4)	51.844	31.471	1'10.275	44.675	164.187	2
5.	19'41.627	4'12.953 (7)	2'02.477	31.544	1'06.443	32.489	179.265	1
6.	22'34.404	<b>B 2'52.777</b> (1)	47.924	28.832	1'04.228	31.793	178.537	1
7.	25'28.234	2'53.830 (2)	47.753	28.956	1'04.771	32.350	175.680	1
8.	28'34.689	3'06.455 (3)	47.286	28.714	1'04.548	45.907	170.233	1



JP250 4時間耐久  
ロードレース

MFJ承認競技会

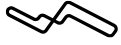
**FUN&RUN! 2-Wheels**



JP250 DUNLOP OFFICIAL TYRE SUPPLIER

JP250 鈴鹿4時間耐久ロードレース ウォームアップ

2024 / 11 / 24 :



SUZUKA CIRCUIT

個別ラップ表

Weather :Fine

Full Course 2-Wheels(5,821m)

Track :Dry

No	92	Best Time	2'52.725	121.323 km/h
Name	大林/明後	Total Time	30'03.291	8 Laps
Team	OMRacing+はたけやま鍼灸整骨院92	Average Lap Time	3'41.363	
Type	Honda/CBR250RR	Today's Rank	34 / 45	
		Today's Top Time	2'35.396	134.853 km/h
No	92 (Driver1)	Best Time	2'52.725	121.323 km/h
Name	大林 正章	Total Time	11'45.688	3 Laps
Team	OMRacing+はたけやま鍼灸整骨院92	Average Lap Time	2'56.688	
Type	Honda/CBR250RR	Today's Rank	83 / 123	
		Today's Top Time	2'29.648	140.033 km/h
No	92 (Driver2)	Best Time	3'00.756	115.933 km/h
Name	明後 邦彦	Total Time	18'17.603	5 Laps
Team	OMRacing+はたけやま鍼灸整骨院92	Average Lap Time	3'30.964	
Type	Honda/CBR250RR	Today's Rank	107 / 123	
		Today's Top Time	2'29.648	140.033 km/h

Lap	Passing Time	Lap Time	Sec1	Sec2	Sec3	Sec4	km/h	Driver No
1.	4'13.746			31.880	1'15.044	35.398	162.968	2
2.	8'00.033	3'46.287 (5)	1'00.315	44.739	1'18.155	43.078	105.704	2
3.	12'07.119	4'07.086 (6)	1'13.038	43.530	1'27.730	42.788	100.389	2
4.	15'07.875	3'00.756 (3)	48.766	29.868	1'08.052	34.070	166.364	2
5.	18'17.603	3'09.728 (4)	49.665	29.386	1'07.343	43.334	160.000	2
6.	24'09.914	5'52.311 (7)	3'45.207	29.167	1'06.513	31.424	171.563	1
7.	27'02.639	<b>B 2'52.725</b> (1)	46.302	28.555	1'05.799	32.069	171.563	1
8.	30'03.291	3'00.652 (2)	45.760	28.053	1'04.435	42.404	165.736	1



JP250 4時間耐久  
ロードレース

MFJ承認競技会

**FUN&RUN! 2-Wheels**



JP250 DUNLOP OFFICIAL TYRE SUPPLIER

JP250 鈴鹿4時間耐久ロードレース ウォームアップ

2024 / 11 / 24 :



SUZUKA CIRCUIT

個別ラップ表

Weather :Fine

Full Course 2-Wheels(5,821m)

Track :Dry

No	93	Best Time	3'00.537	116.074 km/h
Name	大村/大塚/伊東	Total Time	40'27.022	11 Laps
Team	九州組CBRと風になる&k.sRT&RSC	Average Lap Time	3'42.792	
Type	Honda/CBR250RR	Today's Rank	41 / 45	
		Today's Top Time	2'35.396	134.853 km/h
No	93 (Driver1)	Best Time	3'03.937	113.928 km/h
Name	大村 孝則	Total Time	21'57.889	6 Laps
Team	九州組CBRと風になる&k.sRT&RSC	Average Lap Time	3'43.758	
Type	Honda/CBR250RR	Today's Rank	112 / 123	
		Today's Top Time	2'29.648	140.033 km/h
No	93 (Driver2)	Best Time	3'00.537	116.074 km/h
Name	大塚 義信	Total Time	18'29.133	5 Laps
Team	九州組CBRと風になる&k.sRT&RSC	Average Lap Time	3'21.633	
Type	Honda/CBR250RR	Today's Rank	106 / 123	
		Today's Top Time	2'29.648	140.033 km/h
No	93 (Driver3)	Best Time		km/h
Name	伊東 潤	Total Time		Laps
Team	九州組CBRと風になる&k.sRT&RSC	Average Lap Time		
Type	Honda/CBR250RR	Today's Rank		
		Today's Top Time	2'29.648	140.033 km/h

Lap	Passing Time	Lap Time	Sec1	Sec2	Sec3	Sec4	km/h	Driver No
1.	3'19.096			34.541	1'10.767	34.833	171.898	1
2.	6'23.033	3'03.937 (3)	52.494	30.857	1'07.370	33.216	175.680	1
3.	10'17.355	3'54.322 (6)	1'02.485	42.046	1'22.725	47.066	72.356	1
4.	14'27.328	4'09.973 (8)	1'15.198	42.929	1'23.380	48.466	170.895	1
5.	19'29.928	5'02.600 (10)	2'52.286	30.568	1'06.877	32.869	179.265	2
6.	22'30.648	3'00.720 (2)	48.718	31.097	1'06.474	34.431	177.097	2
7.	25'31.185	<b>B 3'00.537</b> (1)	49.122	30.618	1'07.205	33.592	176.740	2
8.	28'47.510	3'16.325 (5)	50.344	30.668	1'06.641	48.672	174.980	2
9.	33'09.089	4'21.579 (9)	2'09.149	31.965	1'07.834	32.631	175.329	1
10.	36'18.071	3'08.982 (4)	49.095	29.947	1'05.353	44.587	171.228	1
11.	40'27.022	4'08.951 (7)	2'00.059	29.847	1'06.152	32.893	177.097	2



JP250 4時間耐久  
ロードレース

MFJ承認競技会

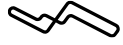
**FUN&RUN! 2-Wheels**



JP250 DUNLOP OFFICIAL TYRE SUPPLIER

JP250 鈴鹿4時間耐久ロードレース ウォームアップ

2024 / 11 / 24 :



SUZUKA CIRCUIT

個別ラップ表

Weather :Fine

Full Course 2-Wheels(5,821m)

Track :Dry

No	94	Best Time	2'40.438	130.615 km/h
Name	田原/桑山/橋本	Total Time	40'50.988	13 Laps
Team	GOING with MADDEST	Average Lap Time	3'07.707	
Type	Honda/CBR250RR	Today's Rank	8 / 45	
		Today's Top Time	2'35.396	134.853 km/h
No	94 (Driver1)	Best Time	2'40.438	130.615 km/h
Name	田原 雅仁	Total Time	12'04.180	4 Laps
Team	GOING with MADDEST	Average Lap Time	2'41.358	
Type	Honda/CBR250RR	Today's Rank	30 / 123	
		Today's Top Time	2'29.648	140.033 km/h
No	94 (Driver2)	Best Time	2'51.364	122.287 km/h
Name	桑山 絵美	Total Time	28'46.808	9 Laps
Team	GOING with MADDEST	Average Lap Time	3'11.038	
Type	Honda/CBR250RR	Today's Rank	80 / 123	
		Today's Top Time	2'29.648	140.033 km/h
No	94 (Driver3)	Best Time		km/h
Name	橋本 久志	Total Time		Laps
Team	GOING with MADDEST	Average Lap Time		
Type	Honda/CBR250RR	Today's Rank		
		Today's Top Time	2'29.648	140.033 km/h

Lap	Passing Time	Lap Time	Sec1	Sec2	Sec3	Sec4	km/h	Driver No
1.	3'18.498			30.204	1'08.670	33.106	174.980	2
2.	6'14.394	2'55.896 (7)	47.412	29.921	1'06.018	32.545	184.151	2
3.	10'15.856	4'01.462 (12)	1'09.479	42.243	1'22.911	46.829	77.803	2
4.	13'52.019	3'36.163 (10)	1'14.436	42.158	1'06.425	33.144	186.894	2
5.	16'47.583	2'55.564 (6)	48.195	29.520	1'05.023	32.826	186.894	2
6.	19'38.947	2'51.364 (4)	47.197	28.344	1'04.445	31.378	188.094	2
7.	22'30.560	2'51.613 (5)	46.344	28.579	1'04.304	32.386	186.102	2
8.	25'31.719	3'01.159 (8)	55.567	29.430	1'04.219	31.943	185.316	2
9.	28'46.808	Pit 3'15.089 (9)	50.437	28.696	1'04.550	51.406	166.049	2
10.	32'46.913	4'00.105 (11)	1'59.453	28.406	1'02.162	30.084	188.094	1
11.	35'28.964	2'42.051 (3)	43.738	26.988	1'01.728	29.597	183.382	1
12.	38'09.402	<b>B 2'40.438</b> (1)	43.589	26.523	1'00.531	29.795	186.894	1
13.	40'50.988	2'41.586 (2)	43.518	27.186	1'01.318	29.564	187.292	1



JP250 4時間耐久  
ロードレース

MFJ承認競技会

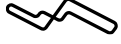
**FUN&RUN! 2-Wheels**



JP250 DUNLOP OFFICIAL TYRE SUPPLIER

JP250 鈴鹿4時間耐久ロードレース ウォームアップ

2024 / 11 / 24 :



SUZUKA CIRCUIT

個別ラップ表

Weather :Fine

Full Course 2-Wheels(5,821m)

Track :Dry

No	95	Best Time	2'38.658	132.080 km/h
Name	福井/小林	Total Time	41'57.954	14 Laps
Team	YTR	Average Lap Time	2'59.153	
Type	Honda/CBR250RR	Today's Rank	4 / 45	
		Today's Top Time	2'35.396	134.853 km/h
No	95 (Driver1)	Best Time	2'53.137	121.035 km/h
Name	福井 宏至	Total Time	13'53.952	4 Laps
Team	YTR	Average Lap Time	3'34.998	
Type	Honda/CBR250RR	Today's Rank	86 / 123	
		Today's Top Time	2'29.648	140.033 km/h
No	95 (Driver2)	Best Time	2'38.658	132.080 km/h
Name	小林 誠	Total Time	28'04.002	10 Laps
Team	YTR	Average Lap Time	2'42.381	
Type	Honda/CBR250RR	Today's Rank	22 / 123	
		Today's Top Time	2'29.648	140.033 km/h

Lap	Passing Time	Lap Time	Sec1	Sec2	Sec3	Sec4	km/h	Driver No
				28.308	1'04.214	30.707	188.094	1
1.	3'08.958							
2.	6'02.095	2'53.137 (9)	44.536	27.052	1'03.227	38.322	171.228	1
3.	10'09.040	4'06.945 (13)	1'16.909	42.076	1'22.743	45.217	105.450	1
4.	13'53.952	3'44.912 (12)	1'16.243	42.122	1'03.347	43.200	178.174	1
		Pit						
5.	17'36.517	3'42.565 (11)	1'43.380	27.491	1'01.844	29.850	180.370	2
6.	20'17.044	2'40.527 (4)	43.556	26.625	1'00.874	29.472	178.537	2
7.	22'57.118	2'40.074 (3)	43.413	26.620	1'00.437	29.604	185.316	2
8.	25'37.913	2'40.795 (5)	43.817	26.733	1'00.029	30.216	184.538	2
9.	28'19.728	2'41.815 (7)	44.162	26.725	1'00.555	30.373	184.926	2
10.	31'14.879	2'55.151 (10)	45.284	27.831	1'10.754	31.282	170.895	2
11.	33'58.074	2'43.195 (8)	45.280	26.914	1'00.918	30.083	186.497	2
12.	36'39.260	2'41.186 (6)	43.319	27.683	1'00.544	29.640	188.094	2
13.	39'17.918	<b>B 2'38.658</b> (1)	42.796	26.164	1'00.139	29.559	182.620	2
14.	41'57.954	2'40.036 (2)	43.367	26.776	1'00.639	29.254	187.292	2