



MFJ承認競技会  
**FUN&RUN! 2-Wheels**



2023 FUN&RUN 2-Wheels (鈴鹿サーキット東コース)

**ROAD STAR I/ROAD STAR EXPERT I タイムアタック**

2023 / 6 / 17 :



SUZUKA CIRCUIT

**個別ラップ表**

Weather :Fine

East Course(2,243m)

Track :Dry

No	1	Best Time	<b>56.294</b>	143.440 km/h
Name	内田 洋一	Total Time	<b>8'06.755</b>	8 Laps
Team	KDCサービズFRP・Teamマツナガ	Average Lap Time	<b>1'00.549</b>	
Type	DUCATI/1098R	Today's Rank	2 / 4	
		Today's Top Time	<b>55.669</b>	145.050 km/h

Lap	Passing Time	Lap Time	Sec1	Sec2	Sec3	km/h
						17.719
1.	1'02.906	57.262 (5)	40.021	17.241		
2.	2'00.168	57.349 (6)	40.049	17.300		
3.	2'57.517	56.355 (3)	39.159	17.196		
4.	3'53.872	<b>B 56.294</b> (1)	39.155	17.139		
5.	4'50.166	56.320 (2)	39.223	17.097		
6.	5'46.486	56.370 (4)	39.143	17.227		
7.	6'42.856	1'23.899 (7)	41.013	42.886		
8.	8'06.755 Pit					



MFJ承認競技会  
**FUN&RUN! 2-Wheels**



2023 FUN&RUN 2-Wheels (鈴鹿サーキット東コース)

**ROAD STAR I/ROAD STAR EXPERT I タイムアタック**

2023 / 6 / 17 :



SUZUKA CIRCUIT

個別ラップ表

Weather :Fine

East Course(2,243m)

Track :Dry

No	5	Best Time	57.156	141.277 km/h
Name	筒井 政勝	Total Time	12'56.063	11 Laps
Team	TEAM BANNER RACING Old Rookie	Average Lap Time	59.204	
Type	DUCATI/Panigale V4R	Today's Rank	3 / 4	
		Today's Top Time	55.669	145.050 km/h

Lap	Passing Time	Lap Time	Sec1	Sec2	Sec3	km/h
						17.755
1.	3'04.022					
		58.642 (9)	41.155	17.487		
2.	4'02.664					
		57.632 (6)	40.355	17.277		
3.	5'00.296					
		<b>B 57.156</b> (1)	39.948	17.208		
4.	5'57.452					
		57.291 (2)	39.958	17.333		
5.	6'54.743					
		57.425 (4)	39.920	17.505		
6.	7'52.168					
		58.624 (8)	40.482	18.142		
7.	8'50.792					
		57.320 (3)	40.020	17.300		
8.	9'48.112					
		57.499 (5)	40.052	17.447		
9.	10'45.611					
		58.162 (7)	40.639	17.523		
10.	11'43.773					
		1'12.290 (10)	41.783	30.507		
11.	12'56.063 Pit					



MFJ承認競技会  
**FUN&RUN! 2-Wheels**



2023 FUN&RUN 2-Wheels (鈴鹿サーキット東コース)

**ROAD STAR I/ROAD STAR EXPERT I タイムアタック**

2023 / 6 / 17 :



SUZUKA CIRCUIT

個別ラップ表

Weather :Fine

East Course(2,243m)

Track :Dry

No	6	Best Time	58.821	137.278 km/h
Name	水永 英昭	Total Time	15'10.600	15 Laps
Team	Team de'LIGHT	Average Lap Time	1'00.070	
Type	DUCATI/STREETFIGHTER V4S	Today's Rank	4 / 4	
		Today's Top Time	55.669	145.050 km/h

Lap	Passing Time	Lap Time	Sec1	Sec2	Sec3	km/h
						19.333
1.	1'09.614					
		1'03.011 (13)	43.810	19.201		
2.	2'12.625					
		59.991 (10)	42.005	17.986		
3.	3'12.616					
		59.726 (9)	41.759	17.967		
4.	4'12.342					
		59.210 (7)	41.276	17.934		
5.	5'11.552					
		59.121 (4)	41.194	17.927		
6.	6'10.673					
		59.169 (5)	41.237	17.932		
7.	7'09.842					
		59.117 (3)	41.127	17.990		
8.	8'08.959					
		59.209 (6)	41.373	17.836		
9.	9'08.168					
		59.628 (8)	41.696	17.932		
10.	10'07.796					
		58.904 (2)	41.163	17.741		
11.	11'06.700					
		<b>B 58.821</b> (1)	40.919	17.902		
12.	12'05.521					
		1'00.899 (12)	41.965	18.934		
13.	13'06.420					
		1'03.940 (14)	45.031	18.909		
14.	14'10.360					
		1'00.240 (11)	42.193	18.047		
15.	15'10.600					



MFJ承認競技会  
**FUN&RUN! 2-Wheels**



2023 FUN&RUN 2-Wheels (鈴鹿サーキット東コース)

**ROAD STAR I/ROAD STAR EXPERT I タイムアタック**

2023 / 6 / 17 :



SUZUKA CIRCUIT

個別ラップ表

Weather :Fine

East Course(2,243m)

Track :Dry

No	75	Best Time	55.669	145.050 km/h
Name	津村 一博	Total Time	8'03.752	8 Laps
Team	Moto Seek Racing with アイ・ピー・ファイ	Average Lap Time	1'00.200	
Type	SUZUKI/GSX-R1000R	Today's Rank	1 / 4	
		Today's Top Time	55.669	145.050 km/h

Lap	Passing Time	Lap Time	Sec1	Sec2	Sec3	km/h
				18.210		
1.	1'02.351	57.121 (5)	39.859	17.262		
2.	1'59.472	56.180 (4)	39.178	17.002		
3.	2'55.652	55.937 (2)	38.750	17.187		
4.	3'51.589	56.065 (3)	39.021	17.044		
5.	4'47.654	<b>B 55.669</b> (1)	38.582	17.087		
6.	5'43.323	57.265 (6)	39.249	18.016		
7.	6'40.588	1'23.164 (7)	41.597	41.567		
8.	8'03.752 Pit					



MFJ承認競技会  
**FUN&RUN! 2-Wheels**



2023 FUN&RUN 2-Wheels (鈴鹿サーキット東コース)

**ROAD STAR I/ROAD STAR EXPERT I タイムアタック**

2023 / 6 / 17 :



SUZUKA CIRCUIT

個別ラップ表

Weather :Fine

East Course(2,243m)

Track :Dry

No	3	Best Time	56.853	142.029 km/h
Name	川尻 倫弘	Total Time	5'14.049	5 Laps
Team	トレセンレーシング	Average Lap Time	1'02.759	
Type	DUCATI/996S	Today's Rank	1 / 2	
		Today's Top Time	56.853	142.029 km/h

Lap	Passing Time	Lap Time	Sec1	Sec2	Sec3	km/h
				17.578		
1.	1'03.010	57.390 (3)	40.195	17.195		
2.	2'00.400	57.288 (2)	40.031	17.257		
3.	2'57.688	<b>B 56.853</b> (1)	39.847	17.006		
4.	3'54.541	1'19.508 (4)	46.338	33.170		
5.	5'14.049 Pit					



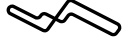
MFJ承認競技会  
**FUN&RUN! 2-Wheels**



2023 FUN&RUN 2-Wheels (鈴鹿サーキット東コース)

**ROAD STAR I/ROAD STAR EXPERT I タイムアタック**

2023 / 6 / 17 :



SUZUKA CIRCUIT

個別ラップ表

Weather :Fine

East Course(2,243m)

Track :Dry

No	9	Best Time	58.549	137.915 km/h
Name	岡村 一秀	Total Time	15'23.122	15 Laps
Team	DUCATI 京都	Average Lap Time	1'01.229	
Type	DUCATI/Panigale V2	Today's Rank	2 / 2	
		Today's Top Time	56.853	142.029 km/h

Lap	Passing Time	Lap Time	Sec1	Sec2	Sec3	km/h
				18.386		
1.	1'05.914	59.601 (10)	41.659	17.942		
2.	2'05.515	59.386 (9)	41.088	18.298		
3.	3'04.901	58.890 (6)	40.890	18.000		
4.	4'03.791	58.926 (7)	40.946	17.980		
5.	5'02.717	<b>B 58.549</b> (1)	40.677	17.872		
6.	6'01.266	58.689 (4)	40.969	17.720		
7.	6'59.955	58.638 (3)	40.823	17.815		
8.	7'58.593	58.592 (2)	40.855	17.737		
9.	8'57.185	58.778 (5)	40.886	17.892		
10.	9'55.963	1'03.236 (12)	44.017	19.219		
11.	10'59.199	1'03.687 (13)	44.053	19.634		
12.	12'02.886	59.987 (11)	41.993	17.994		
13.	13'02.873	58.936 (8)	41.046	17.890		
14.	14'01.809	1'21.313 (14)	42.444	38.869		
15.	15'23.122	Pit				



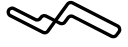
MFJ承認競技会  
**FUN&RUN! 2-Wheels**



2023 FUN&RUN 2-Wheels (鈴鹿サーキット東コース)

**ROAD STAR I/ROAD STAR EXPERT I タイムアタック**

2023 / 6 / 17 :



SUZUKA CIRCUIT

個別ラップ表

Weather :Fine

East Course(2,243m)

Track :Dry

No	4	Best Time	1'02.185	129.851 km/h
Name	東松 範暁	Total Time	15'56.451	15 Laps
Team	轟-racing	Average Lap Time	1'03.087	
Type	YAMAHA/YZF-R6	Today's Rank	1 / 1	
		Today's Top Time	1'02.185	129.851 km/h

Lap	Passing Time	Lap Time	Sec1	Sec2	Sec3	km/h
				20.400		
1.	1'13.231					
		1'04.549 (14)	45.269	19.280		
2.	2'17.780					
		1'03.468 (10)	44.509	18.959		
3.	3'21.248					
		1'03.531 (12)	44.488	19.043		
4.	4'24.779					
		1'03.060 (7)	44.326	18.734		
5.	5'27.839					
		1'03.126 (8)	44.348	18.778		
6.	6'30.965					
		1'03.282 (9)	43.975	19.307		
7.	7'34.247					
		1'03.472 (11)	44.600	18.872		
8.	8'37.719					
		1'02.356 (2)	43.581	18.775		
9.	9'40.075					
		1'02.558 (4)	43.740	18.818		
10.	10'42.633					
		1'03.644 (13)	45.074	18.570		
11.	11'46.277					
		1'02.796 (6)	43.979	18.817		
12.	12'49.073					
		1'02.534 (3)	43.948	18.586		
13.	13'51.607					
		<b>B 1'02.185 (1)</b>	43.476	18.709		
14.	14'53.792					
		1'02.659 (5)	43.890	18.769		
15.	15'56.451					



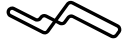
MFJ承認競技会  
**FUN&RUN! 2-Wheels**



2023 FUN&RUN 2-Wheels (鈴鹿サーキット東コース)

**ROAD STAR I/ROAD STAR EXPERT I タイムアタック**

2023 / 6 / 17 :



SUZUKA CIRCUIT

**個別ラップ表**

Weather :Fine

East Course(2,243m)

Track :Dry

No	21	Best Time	58.586	137.828 km/h
Name	伝宝 彰	Total Time	15'08.979	15 Laps
Team	効ラレーシング	Average Lap Time	59.518	
Type	YAMAHA/YZF-R1	Today's Rank	2 / 4	
		Today's Top Time	57.287	140.953 km/h

Lap	Passing Time	Lap Time	Sec1	Sec2	Sec3	km/h
				18.927		
1.	1'15.722					
		1'02.089 (13)	43.109	18.980		
2.	2'17.811					
		59.536 (12)	41.660	17.876		
3.	3'17.347					
		59.124 (9)	41.306	17.818		
4.	4'16.471					
		58.988 (4)	41.139	17.849		
5.	5'15.459					
		59.303 (10)	41.504	17.799		
6.	6'14.762					
		<b>B 58.586</b> (1)	40.870	17.716		
7.	7'13.348					
		58.836 (3)	41.077	17.759		
8.	8'12.184					
		59.121 (8)	41.198	17.923		
9.	9'11.305					
		59.103 (6)	41.347	17.756		
10.	10'10.408					
		59.009 (5)	41.231	17.778		
11.	11'09.417					
		58.773 (2)	40.980	17.793		
12.	12'08.190					
		59.360 (11)	41.586	17.774		
13.	13'07.550					
		1'02.315 (14)	43.566	18.749		
14.	14'09.865					
		59.114 (7)	40.929	18.185		
15.	15'08.979					





MFJ承認競技会  
**FUN&RUN! 2-Wheels**



2023 FUN&RUN 2-Wheels (鈴鹿サーキット東コース)

ROAD STAR I/ROAD STAR EXPERT I タイムアタック

2023 / 6 / 17 :



SUZUKA CIRCUIT

個別ラップ表

Weather :Fine

East Course(2,243m)

Track :Dry

No	44	Best Time	1'03.204	127.758 km/h
Name	荒木 博文	Total Time	15'12.893	14 Laps
Team	TEAM D.D.BOYS	Average Lap Time	1'04.613	
Type	APRILIA/RSV4	Today's Rank	3 / 4	
		Today's Top Time	57.287	140.953 km/h

Lap	Passing Time	Lap Time	Sec1	Sec2	Sec3	km/h
				20.339		
1.	1'12.913			20.097		
		1'05.867 (12)	45.770	20.097		
2.	2'18.780			19.739		
		1'06.007 (13)	46.268	19.739		
3.	3'24.787			19.662		
		1'05.505 (10)	45.843	19.662		
4.	4'30.292			19.549		
		1'04.977 (8)	45.428	19.549		
5.	5'35.269			19.779		
		1'05.287 (9)	45.508	19.779		
6.	6'40.556			20.509		
		1'05.674 (11)	45.165	20.509		
7.	7'46.230			19.364		
		1'04.758 (7)	45.394	19.364		
8.	8'50.988			19.333		
		1'04.341 (6)	45.008	19.333		
9.	9'55.329			18.761		
		<b>B 1'03.204</b> (1)	44.443	18.761		
10.	10'58.533			19.224		
		1'03.811 (4)	44.587	19.224		
11.	12'02.344			19.008		
		1'03.851 (5)	44.843	19.008		
12.	13'06.195			18.769		
		1'03.396 (3)	44.627	18.769		
13.	14'09.591			18.916		
		1'03.302 (2)	44.386	18.916		
14.	15'12.893					



MFJ承認競技会  
**FUN&RUN! 2-Wheels**



2023 FUN&RUN 2-Wheels (鈴鹿サーキット東コース)

**ROAD STAR I/ROAD STAR EXPERT I タイムアタック**

2023 / 6 / 17 :



SUZUKA CIRCUIT

**個別ラップ表**

Weather :Fine

East Course(2,243m)

Track :Dry

No	46	Best Time	57.287	140.953 km/h
Name	齋藤 吉晴	Total Time	16'12.061	12 Laps
Team	テラサカレーシングライダーズ	Average Lap Time	1'22.547	
Type	SUZUKI/GSXR-1000R	Today's Rank	1 / 4	
		Today's Top Time	57.287	140.953 km/h

Lap	Passing Time	Lap Time	Sec1	Sec2	Sec3	km/h
						17.759
1.	1'04.039					
		57.959 (4)	40.610	17.349		
2.	2'01.998					
		57.730 (2)	40.233	17.497		
3.	2'59.728					
		<b>B 57.287</b> (1)	39.813	17.474		
4.	3'57.015					
		1'13.637 (9)	41.440	32.197		
5.	5'10.652 Pit					
		4'50.248 (11)	4'32.350	17.898		
6.	10'00.900					
		58.246 (5)	40.356	17.890		
7.	10'59.146					
		59.548 (7)	41.993	17.555		
8.	11'58.694					
		57.849 (3)	40.411	17.438		
9.	12'56.543					
		1'01.255 (8)	42.418	18.837		
10.	13'57.798					
		58.490 (6)	40.747	17.743		
11.	14'56.288					
		1'15.773 (10)	42.569	33.204		
12.	16'12.061 Pit					



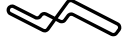
MFJ承認競技会  
**FUN&RUN! 2-Wheels**



2023 FUN&RUN 2-Wheels (鈴鹿サーキット東コース)

**ROAD STAR I/ROAD STAR EXPERT I タイムアタック**

2023 / 6 / 17 :



SUZUKA CIRCUIT

**個別ラップ表**

Weather :Fine

East Course(2,243m)

Track :Dry

No	<b>88</b>	Best Time	<b>1'03.346</b>	<b>127.471</b> km/h
Name	<b>吉田 光宏</b>	Total Time	<b>15'02.447</b>	<b>14</b> Laps
Team	<b>BRT</b>	Average Lap Time	<b>1'04.095</b>	
Type	<b>SUZUKI/GSX1000S刀</b>	Today's Rank	<b>4 / 4</b>	
		Today's Top Time	<b>57.287</b>	<b>140.953</b> km/h

Lap	Passing Time	Lap Time	Sec1	Sec2	Sec3	km/h
						19.414
1.	1'09.209	<b>B 1'03.346</b> (1)	43.915	19.431		
2.	2'12.555	1'04.455 (10)	45.072	19.383		
3.	3'17.010	1'04.216 (6)	45.158	19.058		
4.	4'21.226	1'03.671 (4)	44.427	19.244		
5.	5'24.897	1'04.344 (9)	44.896	19.448		
6.	6'29.241	1'04.496 (12)	45.101	19.395		
7.	7'33.737	1'04.646 (13)	45.257	19.389		
8.	8'38.383	1'03.468 (2)	44.342	19.126		
9.	9'41.851	1'03.587 (3)	44.351	19.236		
10.	10'45.438	1'04.251 (7)	44.837	19.414		
11.	11'49.689	1'04.491 (11)	44.840	19.651		
12.	12'54.180	1'03.944 (5)	44.504	19.440		
13.	13'58.124	1'04.323 (8)	44.935	19.388		
14.	15'02.447					



MFJ承認競技会  
**FUN&RUN! 2-Wheels**



2023 FUN&RUN 2-Wheels (鈴鹿サーキット東コース)

**ROAD STAR I/ROAD STAR EXPERT I タイムアタック**

2023 / 6 / 17 :



SUZUKA CIRCUIT

個別ラップ表

Weather :Fine

East Course(2,243m)

Track :Dry

No	78	Best Time	57.265	141.008 km/h
Name	橋本 尚樹	Total Time	14'37.283	14 Laps
Team	MR7 Factory RT	Average Lap Time	1'02.586	
Type	Honda/VFR750R	Today's Rank	1 / 1	
		Today's Top Time	57.265	141.008 km/h

Lap	Passing Time	Lap Time	Sec1	Sec2	Sec3	km/h
				17.917		
1.	1'03.663	59.007 (8)	41.182	17.825		
2.	2'02.670	57.560 (3)	40.416	17.144		
3.	3'00.230	<b>B 57.265</b> (1)	40.105	17.160		
4.	3'57.495	59.174 (9)	41.217	17.957		
5.	4'56.669	57.758 (6)	40.491	17.267		
6.	5'54.427	57.432 (2)	40.155	17.277		
7.	6'51.859	57.637 (5)	40.284	17.353		
8.	7'49.496	1'12.635 (11)	42.778	29.857		
9.	9'02.131	Pit				
		1'24.429 (13)	1'06.298	18.131		
10.	10'26.560	1'00.315 (10)	42.186	18.129		
11.	11'26.875	58.259 (7)	40.635	17.624		
12.	12'25.134	57.600 (4)	40.435	17.165		
13.	13'22.734	1'14.549 (12)	43.033	31.516		
14.	14'37.283	Pit				

























